

Correlation of Water Quality Parameters on Growth Performance of Seaweed (*Kappaphycus alvarezii* Doty, 1986) Cultivated With Diagonal Method

ABSTRACT

Kappaphycus alvarezii seaweed is an exported commodity that has economic value and is a leading commodity in aquaculture. The present study aims to analyze the correlation between water quality parameters and the growth of *Kappaphycus alvarezii* seaweed using the diagonal method. A Completely Randomized Design using three treatments and four replications was applied for experimental design. The research was carried out from May to June 2023 in the waters of Angkue Village, Bone Regency, Indonesia. Treatment in this diagonal model was based on the length of the diagonal rope, namely 2.5 m (treatment 1); 3.5 m (treatment 2) and 4.5 m (treatment 3) of the water depth and seaweed maintained for 42 days at a water depth of five meters. The results showed that the absolute growth of seaweed was 17,537.0 g during the study with an average of 5845.67 ± 359.34 g. In treatment 1, the absolute growth was 1368.55 ± 5.29 g, in treatment 2 was 1467.83 ± 4.58 g, while for treatment 3 was 1547.88 ± 1.24 g. with the highest growth rate and the lowest growth rate in the first week. Water quality parameters all contribute positively to seaweed growth, but those that contribute most strongly to seaweed growth are brightness, phosphate, nitrate, and salinity.

Keywords: cultivation; Kappaphycus alvarezii; diagonal model; growth, water quality

1. INTRODUCTION

Seaweed is currently the leading commodity for aquaculture in Indonesia [1]. *Kappaphycus alvarezii* is well-known as a sought-after commodity for aquaculture [2]. To increase the growth and biomass, maintain quality, quantity and sustainability of production, seaweed is cultivated using various technologies and methods [3].

Several cultivation methods that have been widely used by seaweed farming communities include longline methods, floating rafts, off bottom and bottom [4]; vertical technology [5,6]. Cultivation methods using longline and vertical ropes as an alternative use of the water column [7], loose-bottom method with plant spacing to obtain optimal growth rates of *Kappaphycus alvarezii* seaweed [8], string risline method vertically [5,9], and based on depth [10].

The most important factor in supporting seaweed growth is water quality [11]. Optimal water quality can support healthy growth and productivity of seaweed. Significant changes in water quality can cause stress to seaweed and can even cause damage and even death. Efforts to maintain and monitor good water quality are the key to success in seaweed cultivation. Several water quality parameters such as water temperature are very helpful in seaweed growth activities through photosynthesis. High temperatures can cause protein denaturation, enzymes are damaged and cell membranes become unstable, affecting reproduction, growth, respiration and photosynthesis of *Kappaphycus alvarezii* seaweed [12]. Salinity also greatly determines the growth of seaweed so its condition is very important to monitor because it can be influenced by the availability of fresh water to sea water, seasons, rainfall, tides, topography and evaporation. Acidity has a huge influence on the life of seaweed, so it is used as an indicator of water quality

as a medium for living organisms. Brightness also plays an important role in supporting the survival of seaweed, because it really supports the level of sunlight received due to its penetrating power into the water which helps photosynthesis. Receiving perfect sunlight can facilitate the process of absorbing nutrients which has a direct effect on the increase in length and weight of seaweed [13].

Seaweed obtains food through living media and the movement of water through waves, waves and currents that occur regularly so that it can help supply nutrients, assist in absorbing nutrients, clean dirt and contribute to the exchange of CO₂ and O₂[13] Waves which is not too strong, the current is not strong, and the waves are not high can help the absorption of nutrients, but if the opposite happens it can damage the substrate and interfere with the absorption of nutrients [14]. Other elements and microelements such as nitrate and phosphorus are also needed by seaweed for its growth.

Several studies related to water quality requirements in cultivating *K. alvarezii* seaweed have been carried out [15] who researched dissolved oxygen and salinity, while [13] examined water brightness [16]. [17] researched the ideal current speed range for seaweed cultivation, [18] researched appropriate nitrate levels for seaweed growth and [19] researched ideal phosphate levels in seaweed cultivation. Other research was conducted by [20] examined the suitability of waters for sustainable seaweed (*Kappaphycusalvarezii*) cultivation to support a science technopark. [21] researched the role of seaweed cultivation in mitigating and adapting to climate change.

Based on several previous studies, measuring water quality in seaweed cultivation is still partial and not comprehensive in one study so it is not able to provide strong information. In this regard, it is very important for this research to be carried out by carrying out complete water quality observations at one research location, at a cultivation location that applies the diagonal model cultivation method. This method is applied by considering optimizing the use of the water column based on water depth to support increased production and reduce conflicts over the use of water land as cultivation land. This research aims to analyze the contribution of water quality parameters in supporting the growth of *Kappaphycusalvarezii* seaweed.

2. MATERIALS AND METHODS

2.1 Time and Place

This research was carried out in the waters of Angkue Village, Kajuru District, Bone Regency, South Sulawesi (Figure 1) with a research implementation period of 42 days from May to June 2023. Water quality measurements and seaweed weighing were carried out every week, water quality observations were carried out in the morning from 09.00 to 10.00 at three cultivation location installation points. Nitrate and Phosphate analysis in the water quality laboratory of the Faculty of Maritime Affairs and Fisheries, Hasanuddin University, while other water quality parameters were carried out directly in the field during the research.

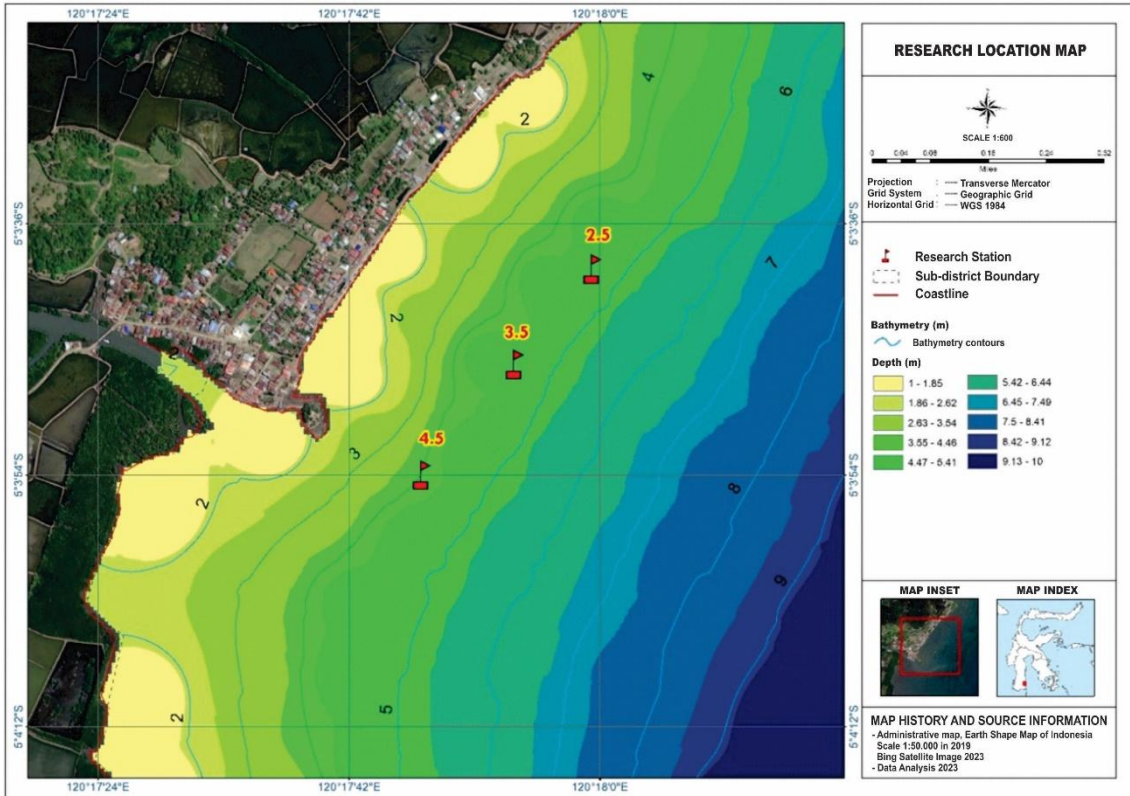


Fig.1. Research location

The materials and equipment used in this research were *Kappaphycusalvarezii* seaweed, rigging, buoys, weights, reels, digital scales, boats, water quality measuring equipment (thermometer, hand refractometer, pH meter, DO meter, spectrophotometer, current meter and Secchi Disk, KIT Salifert Nitrate, and KIT Hanna HI-713).

2.2 Experimental Design

This research used three treatments and four repetitions with the same water depth, namely five meters, as described below.

- Treatment 1: 2.5 of the water depth with a rope stretching 12.5 m
- Treatment 2: 3.5 of the water depth with a rope stretching 17.5 m
- Treatment 3: 4.5 of the water depth with a rope stretching 22.5 m

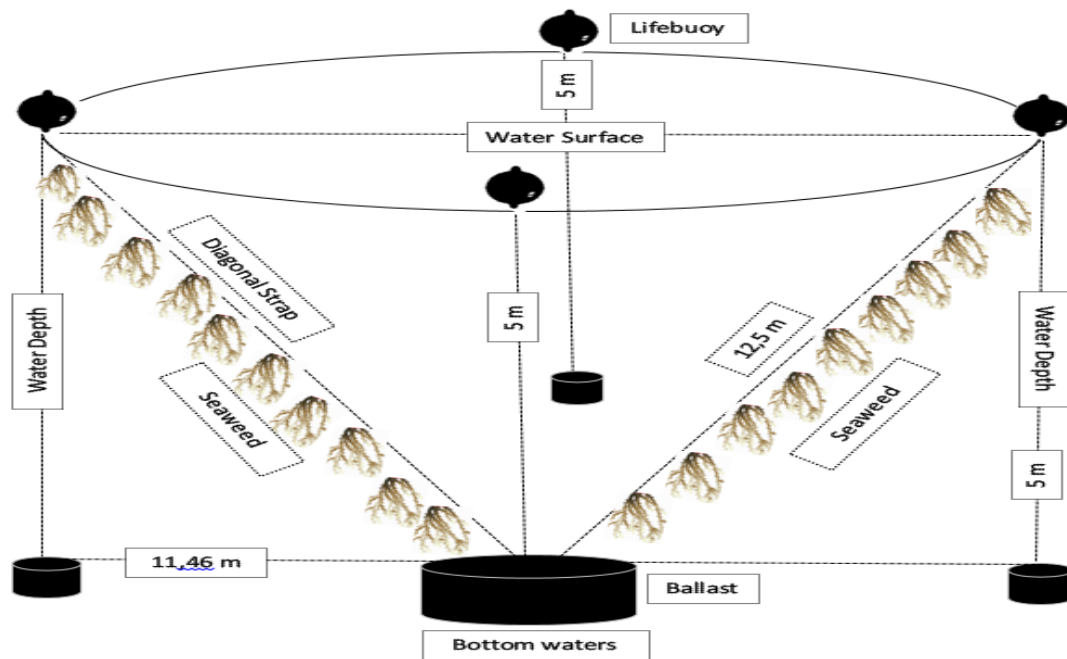


Fig. 2. Illustration of diagonal model of seaweed cultivation [22].

2.3 Preparation for seaweed cultivation

The installation of diagonal model technology was located far from freshwater sources (rivers). The seaweed seeds must be clean, bright, and free from adhering dirt. The seeds used were \pm 20 days old which are considered suitable for use as seeds. The seaweed seeds that have been prepared are cut into pieces and then weighed. The seedlings were tied to the main rope (diagonal stretch of rope) with a planting distance of 25 cm per cluster and the initial seedling weight is 50 g. For the first treatment you need 50 clumps (1250 g), for the second treatment 70 clumps (1750 g) and for the third treatment 90 clumps (2250 g). Each clump weighs 25 g so a total of 5250 g of seeds were needed.

Seedlings that have been tied to stretching ropes are planted in the afternoon when the water recedes with the installation distance between treatment models being 1.1 nm (1 nm = 1,852 km) considering the similarity of water depth, namely five meters, which is the average value of water depth that is commonly used. at the research location and provide wider space for better seaweed growth. The diagonal model of grass cultivation refers to Biological Fish Aggregating Devices Diagonal Technology (Bio-FADs Diagonal) for integrated fisheries between seaweed cultivation and capture fisheries [22].

2.4 Water Sampling

Water samples were taken at a depth of 50 cm using a Horizontal Water Sampler with a capacity of 2.2 L. One L of water samples was then put into a sample bottle, and stored in a Coolbox that had been filled with Ice gel pack and the samples were analyzed for no more than 48 hours after the collection process at the research location [23].

Water nitrate content was measured using the Salifert Nitrate KIT. 1 ml of sample water was reacted with 4 drops of NO₃-1 salifert nitrate reagent and 1 cup of NO₃-2 for each sample [24]. After everything is given the solution, it is then vortexed until the solution is homogeneous and changes color to purplish red. Sample measurements were carried out using a spectrophotometer with a wavelength of 540 nm.

Phosphate measurements were carried out by reacting one ml of sample water with HANNA H1713 reagent in each sample [24]. After being given the reagent, the solution is vortexed until it becomes homogeneous and changes color. Sample measurements were carried out using a spectrophotometer with a wavelength of 525 nm.

2.5 Data analysis

To calculate the absolute growth of seaweed, the [25] formula is used, namely:

$$G = Wt - Wo$$

Where:

G : Average absolute growth (g)

Wt : Weight of seedlings at the end of the study (g)

Wo : Weight of seedlings at the start of the study (g)

Specific growth rates were obtained by weighing wet seaweed seeds. Data collection was carried out by weighing the wet weight of seaweed every week for six weeks in clumps that had been marked. Calculation of the percentage of specific growth rate of seaweed using the formula proposed by [26].

$$SGR = \frac{\ln Wt - \ln Wo}{t} \times 100\%$$

Where:

SGR : Average specific growth rate (%);

Wt : Weight of seaweed at time t (g);

Wo : Average weight of seedlings at initial time (g);

t : Observation period (days).

To determine whether there is an influence on the observed variables, analysis of variance (ANOVA) is carried out. If the analysis results obtained show a very real effect, then proceed by comparing each treatment using the Tukey test or least significant difference. Meanwhile, the relationship between water quality and seaweed growth is calculated using regression analysis.

3. RESULTS AND DISCUSSION

3.1 Growth

Absolute weight growth is the difference between the increase in seaweed weight at the end of the study subtracted from the initial weight of the seaweed (Figure 3). Based on statistical analysis using the ANOVA variance test, the results showed a significance value of $P < 0.01$ with a value of $F_{count} > F_{table}$ ($1919.12 > 4.256$) at the 99% level and continued with the BNT (Least Significant Difference) test. The results obtained were significantly different between treatments. This shows that all treatments have an influence on the absolute growth of seaweed and all treatments are considered to tend to have the same opportunity to produce the best growth.

The growth of *Kappaphycusalvarezii* seaweed which was cultivated using a diagonal model with three treatments showed that the absolute growth in treatment 2.5 was 5474.2 g (31.22%), treatment 3.5 was 5867.3 g (33.46%) and treatment 4.5 amounted to 6195.5 g (35.33%). The highest absolute growth of *Kappaphycusalvarezii* was obtained in treatment 4.5 and the lowest absolute growth was obtained in treatment 2.5 times the water depth of five meters. This is thought to be related to the length of the rope used in each treatment. The longer the rope used, the smaller the angle of inclination and if the slope is smaller, the greater the opportunity for seaweed to get sunlight to carry out the photosynthesis process. However, if the angle of inclination in this treatment is greater, the opportunity to obtain light will be less, thereby reducing the opportunity for photosynthesis. The angle of inclination of this diagonal position greatly determines the level of sunlight received so that it will influence the weight gain of the cultivated seaweed.

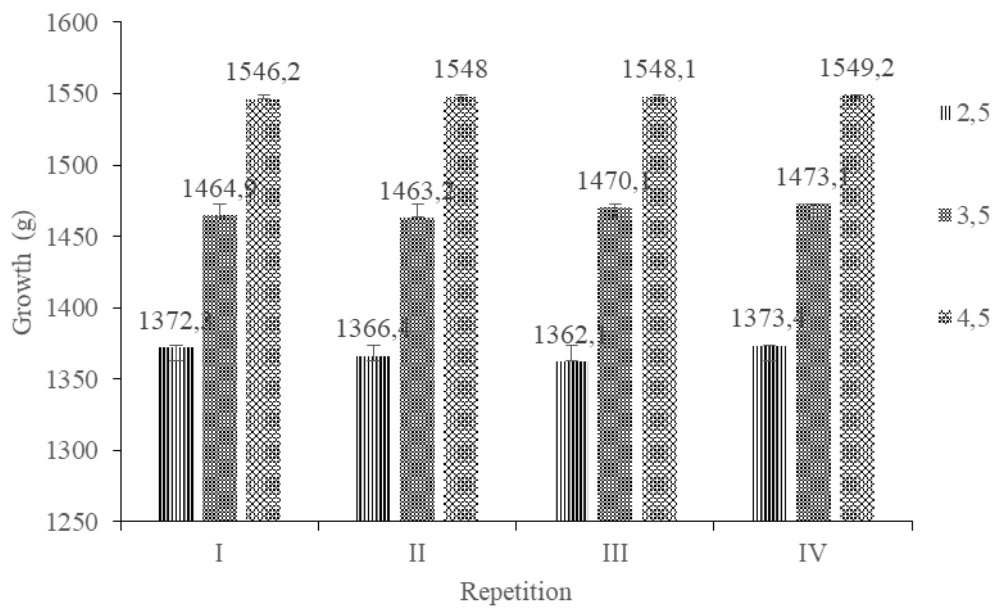


Fig. 3. Absolute growth

[27] argue that light penetration is not only obtained from one side (the water surface) but from various elevation angles of light entering the water so that every part of the seaweed can receive light and produce the best growth. [28] revealed that light entering the water column at different depths will cause the intensity of the incoming light to be different in each water column, so that seaweed on the surface will receive light more easily than seaweed in the water column (mid).

The weekly growth rate of seaweed obtained in this study is a percentage of the daily weight growth results. The weekly growth rate of seaweed during the maintenance period tends to increase. The highest specific growth yield of *Kappaphycusalvarezii* seaweed was obtained in the sixth week at $13 \pm 2.23\%$ and the lowest growth rate occurred at the beginning of the study or the first week at $6.8 \pm 0.62\%$ per week (Figure 4).

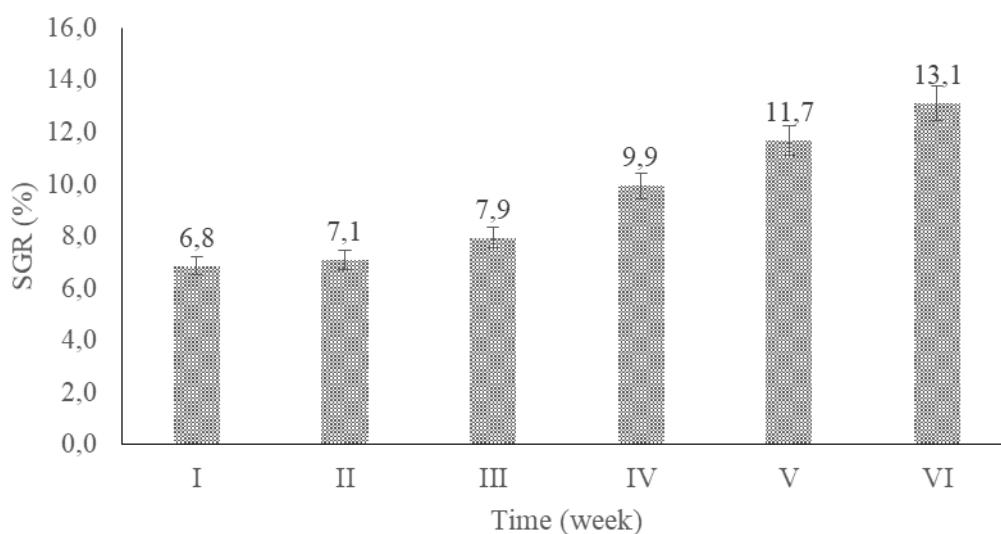


Fig. 4. Specific growth rate

The growth rate in this study was higher than the results of research conducted by [2] researched based on depth levels to obtain daily growth rate results ranging from $1.66 \pm 0.11\%$ to $2.26 \pm 0.09\%$ per day in Bulu waters. Apart from that, the results of this growth rate are also higher compared to the results of the study by [29] which obtained the highest specific growth rate with a value of 11.6% per day in the waters of Lekuman Island. The weight growth rate of seaweed is considered quite profitable if the percentage value (SGR) is above 3% per day [30]. The results of calculating specific rates using a diagonal pattern can be said to be profitable because the percentage growth rate of *Kappaphycusalvarezii* seaweed is still relatively good, ranging from 6.8-13.1% per week.

Statistical analysis using the variance test showed that $P < 0.01$ had a very significant effect on the specific growth of *K. alvarezii* seaweed where the value of $F_{count} > F_{table}$ ($11331.30 > 4.256$) and the results of the Least Significant Difference test showed that the results between treatments were significantly different so that all treatment can achieve the highest growth rate. The growth rate of seaweed in the first week was not too large compared to the second to sixth weeks. This is predicted because in the first week the seaweed is still adjusting or adapting to the new environment. In the first week, seaweed begins to adjust to environmental conditions and then begins to grow and develop in the second to sixth weeks. This statement is supported by [31] which states that seven days of maintenance is the time for seaweed to acclimatize.

This is in line, that if seaweed has gone through a phase of adaptation to its environment, the growth of the seaweed will automatically increase. The highest growth rate in the sixth week is thought to have occurred optimally due to the amount of sunlight each seaweed received. This statement is in accordance with the opinion of [32] that seaweed that receives more light tends to have a better growth rate.

3.2 Water quality parameters

Water quality observations include temperature, pH, current, salinity, brightness, DO, nitrate, phosphate which are measured once a week during maintenance. Water quality is one of the supporting factors in the growth of seaweed. In accordance with the opinion of [11] that one of the most important factors in supporting the growth of seaweed is water quality. Water quality such as temperature based on measurements during the research ranged from 28-29°C and is still considered optimal in supporting seaweed growth [33]. High water temperatures can have an impact on increasing salinity so that it can affect the lack of dissolved oxygen supply and have an impact on inhibiting nutrient absorption and the growth rate of seaweed, thus the expected temperature must be optimal for seaweed.

Dissolved oxygen and salinity obtained during the research ranged from 5.1-7.3 ppm and 29-33 ppt respectively, which is the range that is still tolerated by seaweed to grow and is suitable for supporting the growth of seaweed, especially *Kappaphycusalvarezii*. Other researchers obtained dissolved oxygen ranging from 3-8 ppm [34], and a range of 28-34 ppt in salinity [15,33] (Table 1).

Table 1. Water quality parameter values

| Parameter | Value | Standard | Reference |
|-------------|------------------|---------------|-----------|
| Temperature | 28-29°C | 26-30°C | [35] |
| pH | 6,9-8,2 | 6-9 | [16] |
| Current | 0,22-0,3 m/s | 0,2-0,4 m/s | [17] |
| Salinity | 29-33 ppt | 28-34 ppt | [15] |
| Brightness | 134-279 cm | > 1 m | [13] |
| Depth | 5 m | 0,3-0,8 | [36] |
| DO | 5,1-7,3 ppm | 3-8 ppm | [36] |
| Nitrate | 0,014-0,663 mg/l | 0,01-1,20 ppm | [37] |
| Phosphate | 0,008-0,087 ppt | > 0,1 ppt | [38] |

Based on the results of the regression analysis, it shows that temperature has a strong influence on the growth rate, while salinity has a very strong influence on the growth rate of seaweed and dissolved oxygen only has a sufficient contribution of 8.1% to the growth rate of seaweed (Table 2).

Apart from that, increasing water temperature also has an impact on the high level of water brightness. The brightness obtained ranges from 134-279 cm. The lowest brightness was obtained in the first week of measurements and the highest brightness level was obtained in the sixth week (end of the study). Based on the regression results, it shows that the brightness obtained during the research greatly influences the growth rate of seaweed where the brightness obtained is 93.76%, indicating that the brightness at the research location makes a very strong contribution to the penetration of sunlight into the water column so that the seaweed can grow better. This brightness is still included in the feasible category for seaweed cultivation. [13] stated that a water brightness level of > one meter is a good brightness level for seaweed cultivation activities, so this indicates that under the conditions the brightness level obtained at the research location is considered suitable for seaweed cultivation.

Table 2. Correlation values between seaweed growth and water quality parameters

| Water quality parameters | Determination value (R ²) | Corelation value (r) | Status |
|--------------------------|---------------------------------------|----------------------|-------------|
| Temperature | 0,5245 | 0,7242 | Strong |
| pH | 0,515 | 0,0362 | Enough |
| Current | 0,3267 | 0,5716 | Enough |
| Salinity | 0,6584 | 0,8114 | Very Strong |
| Turbidity | 0,9376 | 0,9683 | Very Strong |
| DO | 0,0814 | 0,2853 | Enough |
| Nitrate | 0,716 | 0,8462 | Very Strong |
| Phosphate | 0,7778 | 0,8819 | Very Strong |

Apart from that, the pH value obtained during the research ranged from 6.9 to 8.2 and this value is still considered appropriate and based on the results of the regression analysis, it shows that the pH at the research location makes a sufficient contribution (51.5%) to the growth rate of seaweed. If the pH value obtained is too high, it can be dangerous for the survival of seaweed. [16] said that the pH value of water suitable for seaweed is around 6-9, while [39] argue that seaweed growth is very good at a pH ranging from 7.5–8.0.

Water current plays a role in the movement of nutrients in the waters because currents can carry oxygen and nutrients (nutrients) needed for the growth of seaweed in the waters. Sufficient currents in the waters can distribute nutrients to seaweed so that it can grow and develop and clean the dirt stuck to the seaweed. The current speed range obtained in the study was 0.22–0.3 m/sec. These results are still considered optimal for seaweed growth. Based on regression analysis, it shows that the current speed of this location has a sufficient influence (contribution) (32.67%) on nutrient absorption and seaweed growth rate. [17] that the ideal current speed range for seaweed cultivation is 0.2–0.4 m/sec.

The nitrate levels obtained in this study ranged from 0.014 to 0.663 ppm, where the highest nitrate levels were obtained in the second week and the lowest nitrate levels were obtained in the fifth week. Based on the regression analysis, it shows that there is a very strong influence, which means that the nitrate obtained provides a very strong contribution of 71.60% in the growth rate of seaweed, in accordance with the opinion of [37] which states that the appropriate nitrate level for seaweed growth is at range 0.01-1.20 ppm. In contrast to the opinion of [18] which states that the appropriate range of nitrate levels for seaweed growth is 0.9-3.5 ppm.

The phosphate levels obtained in this study ranged from 0.008 to 0.087 ppm, where the highest phosphate levels were obtained in the sixth week and the lowest phosphate levels were obtained in the first week. The results of the regression analysis show that the phosphate levels obtained have a very strong influence (contribution) between the phosphate levels and the seaweed growth rate of 77.78% and indicate that the phosphate levels in the waters of the cultivation location are still considered suitable for cultivation. In line with the opinion of [19], adequate phosphate levels in seaweed waters range from 0.014-0.0877 ppm.

The depth factor used in cultivating seaweed, especially *Kappaphycusalvarezii*, in this study is five meters. The seaweed growth rate obtained during this research varied at each treatment point, this was caused by the light received in each column or the tilt angle of the diagonal model applied in the research. [40] stated that the absorption of sunlight obtained by seaweed varies with each water depth. [41] obtained that oceanographic parameters that contribute very strongly to the cultivation of *Kappaphycusalvarezii* seaweed in Takalar waters are temperature, brightness, and depth.

4. CONCLUSIONS

The highest absolute growth rate of seaweed was obtained in treatment 4.5 with growth reaching 6195.5 g (35.33%) and the lowest growth in treatment 2.5 was 5474.2 g (31.22%) and the highest growth rate was obtained in sixth week ($13 \pm 2.23\%$) per week and the lowest growth rate was obtained in the first week ($6.8 \pm 0.62\%$) per week. Water quality parameters all contribute positively to seaweed growth. Water quality parameters that contribute strongly to seaweed growth are brightness, phosphate, nitrate, and salinity.

REFERENCES

1. Radiarta IN, Erlania E. Water Quality Index and Nutrient Distribution Around Integrated Mariculture in the Waters of Ekas Bay, West Nusa Tenggara: Important Aspects of Seaweed Cultivation[Indonesian].Jurnal Riset Akuakultur.2015; 10 (1): 141.
2. Fikri M, Rejeki S, Widowati LL. Production and Quality of Seaweed (*Eucheuma cottonii*) with Different Depths in Bulu Waters, Jepara Regency[Indonesian]. Journal of Aquaculture Management and Technology, 2015; 4 (2) : 67-74.
Available: <http://ejournal-s1.undip.ac.id/index.php/jamt>
3. Joppy DM, Kolopita MEF, Rahman A. Aquatic Environmental Conditions on *Kappaphycus alvarezii* Seaweed Cultivation Land in Jayak Arsa Village, North Minahasa Regency[Indonesian]. Journal of Aquaculture.2015; 2 (1): 172-186.
Available: <https://doi.org/10.35800/bdp.31.2015.6953>
4. Ariyati RW, Widowati LL, RejekiS. Production Performance of *Euchema cottonii* Seaweed Cultivated Using the Longline Method[Indonesian]. 2016; 332-346.
Available: [http://eprints.undip.ac.id/51315/1/B3_11\(43\).pdf](http://eprints.undip.ac.id/51315/1/B3_11(43).pdf)
5. Wiyanto HD, Ilham, Dwi AP. *Kappaphycus alvarezii* Seaweed Cultivation Technique using the Verticulture Method. Aquaculture Research Engineering Bulletin.2019; 17(2) : 99-105.
Available: <http://dx.doi.org/10.15578/blta.17.2.2019.99-105>
6. Nursidi, Heriansah, Mauli. Specific Growth Rate of Seaweed *Kappaphycus alvarezii* In Intensive System Pond Cultivation. Innovation Scientific Journal. 2019;19 (3).
Available: <https://doi.org/10.25047/jii.v19i3.1681>
7. Widowati LL, Rejeki S, Yuniarti T, Ariyati R. Efficiency of *E. cottoni* Seaweed Production using the Vertical Longline Cultivation Method as an Alternative to Using Water Columns[Indonesian].2015.
Available: <https://doi.org/10.14710/ijfst.11.1.47-56>
8. Fernando, Irawan H, Wulandari R. Effect of Planting Distance on the Growth Rate of Seaweed (*Kappahycus alvarezii*) using the Off-Board Method[Indonesian]. Intek Akuakultur. 2022; 5(2): 15-24.
Available: <https://doi.org/10.31629/intek.v5i2.3083>

9. Tindage TW, Edwin LAN, Reni K, Jopyy DM, Hariyani S. Growth of *Kappaphycus alvarezii* Seaweed Using Vertical Ropes [Indonesian]. *Aquaculture*. 2022; 10 (20): 128 – 133. Available: <https://doi.org/10.35800/bdp.10.2.2022.36802>
10. Majid A, Nunuk C & Nanda D. Growth of Seaweed (*Euचेuma cottonii*) at Different Depths in Ekas Bay, Jerowaru District, East Lombok [Indonesian]. *E-Journal Budidaya Perairan*. 2016; 2-5.
11. Harun M, Montolalu RI, Suwetja IK. Physical and Chemical Characteristics of Seaweed Carrageenan Type *Kappaphycus alvarezii* at Different Harvest Ages in the Waters of Tihengo Village, North Gorontalo Regency [Indonesian]. *Jurnal Media Teknologi Hasil Perikanan*. 2013; 1(1), 7-12.
12. Atmanisa A, Mustarin A, Taufieq NAS. Water Quality Analysis in the *Euचेuma cottonii* Seaweed Cultivation Area in Jeneponto Regency [Indonesian]. *Jurnal Pendidikan Teknologi Pertanian*. 2020; 6(1), 11–22. Available: <https://doi.org/10.26858/jptp.v6i1.11275>
13. Risnawati, Kasim M, Haslianti. Study of Water Quality in Relation to the Growth of *K. alvarezii* Seaweed on Floating Rafts in the Waters of Lakeba Beach, Bau-Bau City, Southeast Sulawesi. *Journal of Aquatic Resources Management*. 2018; 4 (2) 155:164. Available: <https://doi.org/10.30598/TRITONvol16issue1page38-52>
14. Effendi H. *Water Quality Studies: For Management of Water Resources and Environment*. Yogyakarta: Kanisius Publishers. 2013.
15. Umam K, Arisandi A. Growth of *Euचेuma cottonii* seaweed at different coastal distances in Aengdake Village, Sumenep Regency [Indonesian]. *Juvenil*. 2021; 2 (2) : 115-124. Available: <http://doi.org/10.21107/juvenil.v2i2.10672>
16. Boedi S, Juliati, Badrudin. *Gravilaria Seaweed Cultivation in Pond*. Fishery WWF-Indonesia. Jakarta. 2014; 1-20.
17. Pauwah A, Irfan M, Muchdar F. Analysis of Nitrate and Phosphate Content to Support the Growth of *Kappaphycus alvarezii* Seaweed Cultivated Using the Longline Method in Kastela Waters, Ternate Island District, Ternate City [Indonesian]. *Hemiscyllium*. 2020; 1(1): 10-22.
18. Andreyan D., Rejeki S, Ariyati RW, Widowati LL, Amalia R. The effect of different salinities on the effectiveness of nitrate absorption and growth of (*Gracillaria verrucosa*) from intensive system grouper (*Epinephelus*) cultivation wastewater [Indonesian]. *Jurnal Sains Akuakultur Tropis*. 2021; 5(2): 88-96.
19. Daud R. Effect of Planting Period on The Quality of Seaweed, *Kappaphycus alvarezii* [Indonesian]. *Media Akuakultur*. 2013; 8(2): 135-138.
20. Maradhya E, Rizal SN, Surjono HS, Meika SR, Widiatmakaf M, Fedi A. Evaluation of water suitability for sustainable seaweed (*Kappaphycus alvarezii*) cultivation to support science technopark in North Kalimantan. *Journal of Natural Resources and Environmental Management*. 2021; 11(3): 490-503. Available: <https://doi.org/10.29244/jpsl.11.3.490-503>
21. Duarte CM, Wu J, Xiao X, Bruhn A, Krause-Jensen D. Can seaweed farming play a role in climate change mitigation and adaptation? *Front. Mar. Sci*. 2017. Available: <https://doi.org/10.3389/fmars.2017.00100>
22. Kantun W. *Instalasi Teknologi Biological Fish Aggregating Devices Diagonal (Bio-FADs Diagonal) for integrated fisheries*. Registered as Copyright on Kemenkumham Nomor: 000489118 with application No: EC00202356183. 2023.
23. Sitepu DM, Ima YP, Kartika WD. Nitrate and Phosphate Content in Water in the Telagawaja River, Karangasem Regency, Bali [Indonesian]. *Current Trends in Aquatic Science*. 2021; 4(2): 212-218. Available: <https://ojs.unud.ac.id/index.php/CTAS/article/view/75080/43148>
24. Wulandari, N. *Temporal Nutrient Content in the Rainy Season in the Lower Ayung River*. Thesis. Denpasar, Indonesia: Faculty of Maritime Affairs and Fisheries [Indonesian], Udayana University. 2020.
25. Effendie MI. *Fisheries Biology* [Indonesian]. Yayasan Pustaka Nusantara, Yogyakarta. 1997; 163.
26. Dawes CJ, Lluis AO, Trono GC. Laboratory and Field growth studies of commercial strains of *Euचेuma denticulatus* and *Kappaphycus alvarezii* in the Philipines. *Applied Phycology*. 1994; 6: 21-24.

27. Nursidi, Heriansah, Fathuddin, Nursida, FN. Utilization of Potential Space Through The Dissemination of Vertical Method Cultivation Technology to Increase The Capacity of Seaweed Cultivators and Production on The Coast of Ujung Baji Village, Takalar Regency [Indonesian]. *Community Service Journal*.2021; 5 (1): 207-220.
28. Sudradjat A. Cultivation of Superior Marine Commodities [Indonesian]. Publisher Perum Bukit Permai-Jakarta.2013.
29. Nurqomar A, Nora I, Sukal M. Growth rate (*Eucheuma cottonii*) using the framed Longline Method in The Waters of Lemukutan Island [Indonesian]. *JurnalOseanologia*. 2022; 1 (3): 77-83.
30. Sulistiani E, & Samsul AY. KotoniSeaweed Tissue Culture (*Kappaphycusalvarezii*) [Indonesian]. SeameoBiotrop. Bogor. 2014.
31. Riris A. Growth Rate of Seaweed *Eucheuma Cottonii* (*Kappaphycusalvarezii*) With Different Initial Seed Weights Using Floating Raft and Long Line Methods in the Waters of Hurun Bay, Lampung [Indonesian]. 2019.
Available: <http://repository.unsri.ac.id/id/eprint/107384>
32. Rukisah, Ihsan, B., & Gunawan A. 2020. The effect of depth on growth, production and color of seaweed (*Kappaphycusalvarezii*). *JurnalAgroqua*, 18(1), 65–74.
Available: <https://doi.org/10.32663/ja.v>
33. SNI [Standar Nasional Indonesia]. Kotoni Seaweed Production (*Eucheuma cottonii*) – Part 2: Longline Method. 2010; BSNI 7572.2 2010.
34. Logo MF, Perbani NMC, Priyono B. Determination of potential areas for *Kappaphycusalvarezii* seaweed cultivation in East Nusa Tenggara Province[Indonesian]. *National Geomatics Seminar*. 2019; 3(1): 929-938.
35. Pongarrang D, Rahman A, Iba W. The effect of planting distance and seed weight on the growth of seaweed (*Kappaphycus alvarezii*) using the verticulture method [Indonesian]. *Jurnal Mina Laut Indonesia*. 2013; 3 (12) : 94-112.
36. Directorate General of Aquaculture. Profile of Indonesian Seaweed. Department of Maritime Affairs and Fisheries [Indonesian]. Jakarta.2022.
37. Asni A. Analysis of seaweed (*Kappaphycus alvarezii*) production based on season and distance from cultivation locations in Bantaeng district waters [Indonesian]. *Jurnal Akuatika*. 2015; 6 (20) :140-153.
Available: <http://jurnal.unpad.ac.id/akuatika/>
38. Masak PRP, Sarira NH. Growth and Production of *Kappaphycus alvarezii* Seaweed Using Verticulture Methods in Central Buton Regency, Southeast Sulawesi Province [Indonesian]. In *Proceedings of the Aquaculture Technology Innovation Forum*. 2016; 1 (1) : 449-456.
39. Muslimin S, Nelly H, Sarira, Petrus R, Pong-Masak. Effect of Seed Weight and Planting Distance on the Growth of *Gelidium corneum* Seaweed [Indonesian]. *Semnaskan-UGM XV|Aquaculture B (BB-11)*. 2018; (45-52p).
40. Ismianti J. The Effect of Depth on the Growth of Sea Grapes (*Caulerpa racemosa*) using the Longline Method in Tanjung Bele Village, Moyo Hilir District, Sumbawa Regency[Indonesian]. *Mataram University*. 2018.
41. Madina M, Syafiuddin, Samawi MF, Amir MH, Hatta. Water Quality Of Seaweed Cultivation (*Eucheuma cottonii*) Location In Old Takalar, Mappakasunggu District, Takalar Regency. *Jurnal Ilmu Kelautan Spermonde*. 2022; 8(2): 28-36.
Available: <https://doi.org/10.20956/jiks.v8i2.19770>