

Original Research Article

Synergistic Benefits of Combined Application of Manures and Chemical Fertilizers: Enhancing Growth and Yield of Rice and Wheat

ABSTRACT

The incorporation of compost and manure with chemical fertilizer has become a key concern to sustain soil fertility. Because the nutrients are continuously depleting from the soil and consequently creating a risk to preserving soil health.

Aims: This study assesses the response of different doses of cowdung (CD), municipal solid waste compost (MSWC), oil cake (OC), and poultry manure (PM), incorporated with fertilizers on the growth, yield and protein content of BRRI dhan49 rice and BARI Gom-24.

Study design: RCBD with 8 treatments and 3 replications.

Place and Duration of Study: Field experiment and nutrient analysis were carried out at Bangladesh Agricultural University (BAU), Mymensingh from October 2018 to June 2020.

Methodology: Eight treatments i.e., T₀ Control (no fertilizer), T₁ Recommended Fertilizer Dose, T₂(CD + NPK), T₃ + NPK, T₄ (OC + NPK), T₅ (PM + N), T₆ (MSWC + N), T₇: (CD + OC) were accommodated. Data on the growth parameters including grain and straw yields were documented after the harvest of the fully matured crop simultaneously determining the nitrogen (N) and protein content.

Results: Adoption of various combinations of compost and manures with fertilizer accorded an increase in yield contributing characters as well as the N and protein content. Integrating MSWC @ 10 t ha⁻¹+N projected the highest grain yield (7.11 t ha⁻¹ in rice; 4.84 t ha⁻¹ in wheat) and straw yield (8.8 t ha⁻¹ in rice; 5.55 t ha⁻¹ in wheat). It also promisingly secured the highest protein content compared to all other treatments.

Conclusion: The appliance of MSWC @ 10 t ha⁻¹ with the recommended dose of N may be endorsed for rice and wheat cultivation in the AEZ-9 region and retaining the physicochemical properties of Old Brahmaputra Floodplain soils.

Comment [A1]: Was this experiment for one or two growing seasons, you should mention that

Keywords: *compost, growth, N uptake, municipal solid waste compost, protein content, yield.*

Comment [A2]: The arrangements of the keywords should be in order, such as *compost, municipal solid waste compost, growth, N uptake, protein content, yield*

1. INTRODUCTION

Rice dominates Bangladesh's agriculture, covering 80% of cropped land and serving as a primary income source for millions of farmers. In 2022-23, rice spanned 11.55 million hectares, yielding 35.85 million MT. Wheat, the second major cereal, covered 310 thousand hectares and produced 1.10 million MT during the same period [1]. Fertilizers boosted cereal production since the Green Revolution, meeting food demands for a growing population. However, excessive, and imbalanced NPK fertilizer use for intensive cereal cultivation has led to soil related complications like acidification, organic matter (OM) depletion, soil structural degeneration, and declining in biological activity as well as soil fertility [2] which is leading to an overall deterioration of soil health. Crop yields have stagnated despite widespread fertilizer use over the previous decades [3]. Nutrient management is now a major concern, leading farmers to combine manure and compost with chemical fertilizers for better results.

Using organic and inorganic fertilizers together may boost agricultural production. Organic fertilizer incorporation dramatically decreases soil acidity, upgrades soil nutrients level, and lifts soil urease and catalase activities as well as soil nutrient levels [4]. Applying modified municipal solid waste composts (MSWC) had a lasting impact on the soil, leading to higher levels of nitrogen N, P, K, and S content [4]. Applying poultry manure to the soil could raise soil fertility [6], restock organic content, reduce costs of cultivation, and increase farmer profitability [3].

Chemical fertilizers contribute to 59%-69% of rice yields. Combining them with organic sources can boost yields by 0.78%-117% and enhance soil carbon storage [7]. Click or tap here to enter text. Fazily [8] found relying solely on inorganic fertilizers led to micro-nutrient deficiencies. Sheoran et al. [9] showed using only organic manure reduced wheat yields, emphasizing its inadequacy for meeting the nutrient demand. The study aims to assess the response of BRR1 dhan49 and BARI Gom-24 to cowdung, municipal solid waste compost, poultry manure, oil cake, and fertilizers, studying their effects on nutrient content and uptake.

Comment [A3]:

2. MATERIAL AND METHODS

2.1 Experimental site and soil

The experiment was conducted at Bangladesh Agricultural University (BAU) Soil Science Field Lab (24.0°N, 90.0°E), featuring a subtropical climate with high temperatures and rainfall during kharif II (rice season) and lower rainfall in Rabi (wheat season). The soil type is medium-high land and non-calcareous dark gray floodplain soil with specific characteristics, including pH 6.87, OM 1.27%, total N 0.15%, available P 12.21 ppm, exchangeable K 0.14 (me/100 g soil), available S 10.10 ppm, and cation CEC 15.00 (me/100 g soil).

Comment [A4]: I will accept the theory of your paper, but please for next research work of this kind of experiments should be for two seasons at least, because the OM effect appears after some months not in the same season, especially N release of cow dung and OC, but its okay for PM and MSWC, also the soil analyses should be before each season !!!

2.2 Experimental design and treatments

Eight treatments were employed, each involving distinct combinations of chemical fertilizers, viz., urea, triple superphosphate, and muriate of potash. Nutrient amounts (N, P, K, S) were determined for each plot (Table 2.) and applied based on treatments. Manures (cowdung, compost, poultry manure, oil cake) were mixed during land preparation. For rice, urea was split thrice: 15 DAT, 35 DAT (maximum tillering), and after 60 DAT (panicle initiation). For wheat, urea was split twice: during land preparation and before booting stage. Randomized Complete Block Design (RCBD) with 8 treatments (Table 1.) and 3 replications were practiced. Plots measured 4x2.5 sqm with 0.5m spacing between plots and 1m between blocks.

Comment [A5]: m²

Comment [A6]:

Comment [A7]:

Table 1. There were 8 treatments including control as follows:

Treatment		Inorganic Fertilizer (kg ha ⁻¹)				Organic Fertilizer (t ha ⁻¹)			
		N	P	K	S	CD	MSWC	PM	OC
T ₀ : (Control)	-	-	-	-	-	-	-	-	-
T ₁ : (RDF)	RFD	120	30	60	15	-	-	-	-
T ₂ : (CD + NPK)	NPK of RFD	120	30	60	-	5.00	-	-	-
T ₃ : (MSWC + NPK)	NPK of RFD	120	30	60	-	-	5.00	-	-
T ₄ : (OC + NPK)	NPK of RFD	120	30	60	-	-	-	-	2.00
T ₅ : (PM + N)	N of RFD	120	-	-	-	-	-	3.00	-
T ₆ : (MSWC + N)	N of RFD	120	-	-	-	-	10.0	-	-
T ₇ : (CD + OC)	N of RFD	120	-	-	-	2.50	-	-	1.0

RFD = recommended fertilizer dose, CD = cowdung, MSWC = municipal solid waste compost, OC = oil cake, and PM = poultry manure.

Comment [A8]:

Comment [A9]: Which kind of oil crops

Table 2. Nutrient content of the applied organic fertilizers [5]

Organic manure	N (%)	P (%)	K (%)	S (%)
Cowdung	1.07	0.57	0.54	0.32
Municipal Solid Waste Compost	1.14	0.23	0.87	0.27
Oil Cake	4.70	1.06	0.91	0.93
Poultry Manure	1.33	0.80	0.89	0.42

Comment [A10]:

N = nitrogen, P = phosphorous, K = potassium, S = sulphur

2.3 Sowing and Transplanting

BRR1 dhan49, a high-yielding variety, was chosen. 40-day-old seedlings from BAU's Soil Science Field Lab were transplanted at 20x20cm spacing. Intercultural practices like irrigation, weeding, and pesticide application were employed typically the same for all treatments. Grain and straw yields were recorded from randomly selected hills and a 10m² area. BARI Gom-24 (Prodip) wheat seeds were obtained from Wheat Research Centre (WRC), BARI, Nashipur, Dinajpur, and sown at a rate of 125 kg ha⁻¹ in rows, covered by hand. Row distance was 20cm, and furrow depth was 6cm. A border crop of wheat was established around the field.

Comment [A11]: Which one is for rice or both ????

Comment [A12]:

Comment [A13]:

Comment [A14]:

2.4 Crop Governance

After transplanting 5-6cm water was maintained in rice field throughout the growth period. Wheat received two irrigations, at 21 days after sowing (DAS) during crown root initiation (CRI), and 52 DAS (heading stage). Weeding and pest management were carried out for both crops.

Comment [A15]:

Comment [A16]: So the cultivation is for rice following by wheat, this point is not clear i the material and methods for the cultivated varieties, plot area was the same or not etc....

2.5 Data collection on Plant Growth parameters

The height of 5 plants plot⁻¹ and the panicle length as well as spike length of 10 selected plants plot⁻¹ were randomly measured in cm. Total No. of effective tillers hill⁻¹, 1000-grains plot⁻¹ were recorded accordingly. Grain and straw yields along with harvest index were recorded plot wise.

2.6 Sample preparation and analysis

Grain and straw samples were oven-dried (65°C for 24 hours), ground, and stored in desiccators. Total N was analyzed using the micro-Kjeldahl method [10].

2.7 Yield estimation

The yields were expressed as t ha⁻¹ on 14% moisture basis. Biological yields were calculated by $Biological\ Yield = Grain\ Yield + Straw\ Yield$, and harvest index was calculated in % by

$$\% Harvest\ Index\ (HI) = \frac{Grain\ yield}{Biological\ yield} \times 100.$$

2.8 Nitrogen and protein content

The uptake of N by grain and straw was calculated using the following formula [11],

$$Nitrogen\ uptake\ (kg\ ha^{-1}) = \frac{Yield\ (kg\ ha^{-1}) \times Nitrogen\ Concentration(\%)}{100}$$

Again, the protein contents of rice grain were calculated by multiplying the percent N content by 6.25. The protein contents were expressed in percentages. According to [12]. Formula for calculating protein content,

$$Protein\ content\ (\%) = N\ content\ in\ grain\ (\%) \times 6.25$$

2.9 Statistical analysis

Data were analyzed statistically by F-test to examine the treatment effects and the mean differences were adjudged by Duncan's Multiple Range Test (DMRT) [13] and ranking was indicated by letters.

3. RESULTS

3.1 Effects of compost, manure, and fertilizers on plant growth

The growth of BRR1 dhan49 and BARI Gom-24 was influenced significantly due to application of urea-N, compost, poultry manure, oil cake and fertilizers in different combinations.

3.1.1 Plant height

Plant height variations of rice and wheat with significant differences are depicted in Fig.1. Throughout the experiment, rice plant height followed the order: $T_3 > T_6 > T_4 > T_1 > T_5 > T_2 > T_7 > T_0$ (Fig. 1). The maximum height was T_3 (91.61cm) and it was statistically similar to T_6 , T_4 , and T_1 , while T_0 had the minimum height of 62.62cm. Again, the sequence of wheat plant height was as follows: $T_6 > T_1 > T_7 > T_5 > T_4 > T_3 > T_2 > T_0$ (Fig. 1). T_6 and T_1 exhibited the maximum heights at 86.2cm and 84.29cm, respectively, whereas T_0 recorded the minimum height at 73.43cm.

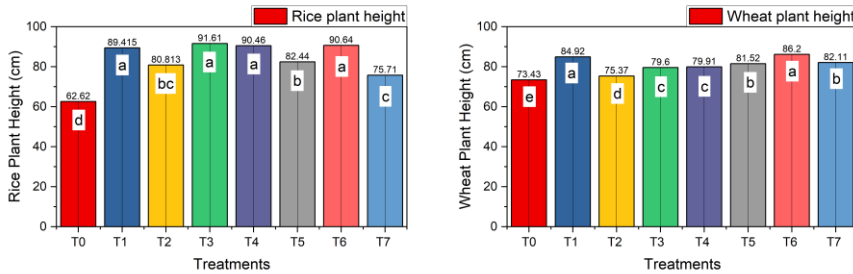


Fig. 2. Effect of organic and inorganic fertilizers on plant height
(Data are mean, $n = 3$; $p \leq 0.05$), significant over control.

Comment [A17]: Please there should be a space between the number and its unit, do this for the whole paper

Comment [A18]:

3.1.2 Tillering and panicle/spike length

The application of MSWC had a noticeable impact on tillering of both rice and wheat (Fig. 2), which is a crucial factor linked to panicle/spike density and grain yield. The highest count of effective tillers hill^{-1} of rice (13.66) were observed in treatment T_2 involving the application $\text{CD} @ 5 \text{ t ha}^{-1}$ along with full N, P, K. It was statistically similar to T_3 , T_1 , T_6 , T_7 , and T_4 where control treated plants displayed minimal tillering (Fig. 2). In case of wheat, T_6 (MSWC @ $10 \text{ t ha}^{-1} + \text{N}$) treated plants were superior for tillering, but T_1 was significantly higher over others including the inferior performance of T_0 , T_4 , T_5 , and T_7 have given statistical similar results. The highest spike length (9.45cm) of wheat was obtained in T_6 (Fig. 2) which was significantly higher over T_7 , T_5 , and T_1 . The longest panicle (21.2cm) was observed in T_2 but there was no statistical difference except control (14.49cm).

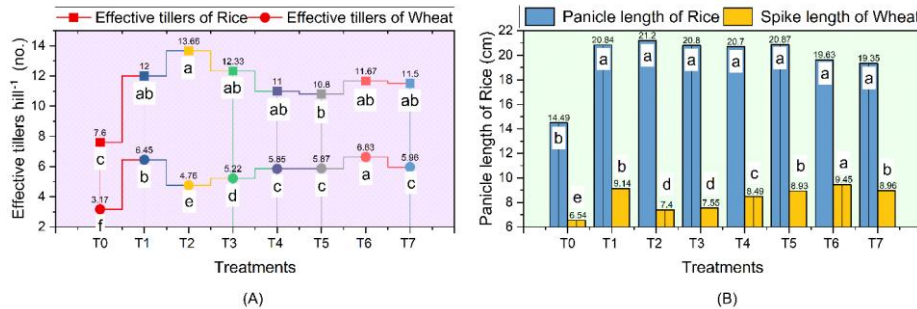


Fig. 2. Effect of organic and inorganic fertilizers on tillers hill^{-1} and panicle/spike length
(Data are mean, $n = 3$; $p \leq 0.05$), significant over control.

Comment [A19]: There is a red color legend for rice plant height and for wheat, remove it please

3.1.2 Number of grain and 1000-grain weight

Grain parameters of BRR1 dhan49 and BARI Gom-24 were considerably impacted by the application of compost, manure, and fertilizers in different combinations. The maximum number of filled grains of rice ($151.33 \text{ grains panicle}^{-1}$), and wheat ($78.67 \text{ grains spike}^{-1}$) was resulted from the application of T_6 (Fig. 3). For rice, it was statistically similar to T_1 , T_3 , T_5 and T_4 . Both the crops witnessed the minimum production of filled grain when treated with control.

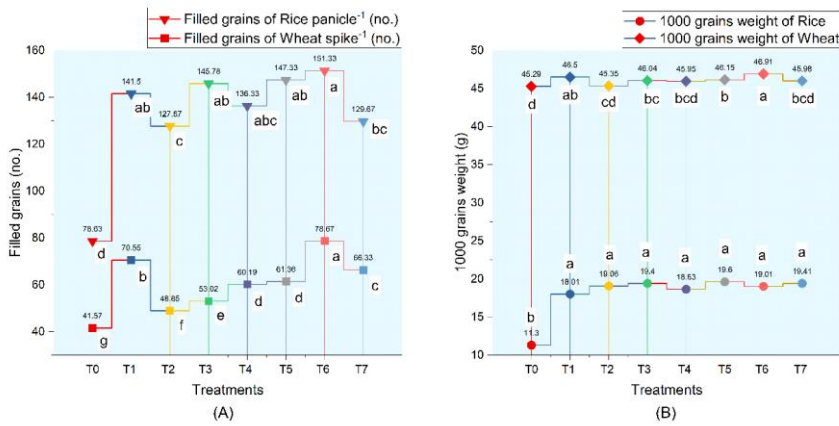


Fig. 3. Effect of organic and inorganic fertilizers on grains
(Data are mean, $n = 3$; $p \leq 0.05$), significant over control.

1000-grain weight of wheat was superior in T_6 treated plants (46.91g) which was identical to T_1 (46.5g). Except control, there was no significant difference among the treatment means of 1000-grain weight of rice (Fig. 3). 1000-grain weight of rice ranked the height position for T_6 as well.

3.2 Effects of compost, manure, and fertilizers on yield parameters

Organic fertilizers give a better and balanced combination of nutrients to plants, particularly micronutrients, which boost yields. If crop plants can absorb sufficient N, P, and K before the panicle-initiation stage, they would produce a good yield. The results in Fig. 4 express that the grain yield, straw yield, and biological yield of rice has been increased significantly due to the application of treatments in different combinations. Application of recommended dose of N with municipal solid waste compost produced the highest grain yield of 7.11 t ha^{-1} as recorded in the treatment T_6 (MSWC @ 10 t ha^{-1} + N). T_1 , T_3 , T_7 , T_5 and T_4 were statistically similar in producing grain yield of rice (Fig. 4). On the other hand, the lowest grain yield of 3.78 t ha^{-1} was noted in the control treatment. The percent increase in grain yield of rice over control due to different treatments of compost, poultry manure, oil cake and fertilizers ranged from 43.37% to 88.09% and the maximum increase was noted in the treatment T_6 . The municipal solid waste compost supplied enough nutrients during the vegetative stage to ensure a good yield. At the same time, T_6 also produced the highest straw yield of 8.8 t ha^{-1} and the treatments T_3 , T_1 and T_7 were statistically similar to T_6 . The lowest straw yield of 4.98 t ha^{-1} was noted in T_0 . The straw yield of rice increased 42.97% to 92.97% over control due to different treatments and which was maximum in T_6 . Similarly, a wide variation in the biological yield of rice due to different treatments was observed. The maximum 15.91 t ha^{-1} and minimum 8.76 t ha^{-1} value on biological yield of rice were recorded in the treatments T_6 and T_0 , respectively. The percent increase of biological yield of rice over control ranged from 43.15% to 90.86% and all the treatments recorded significantly higher biological yield over the control treatment. Consequently, the highest Harvest Index (44.69%) was recorded in T_6 (Fig. 4).

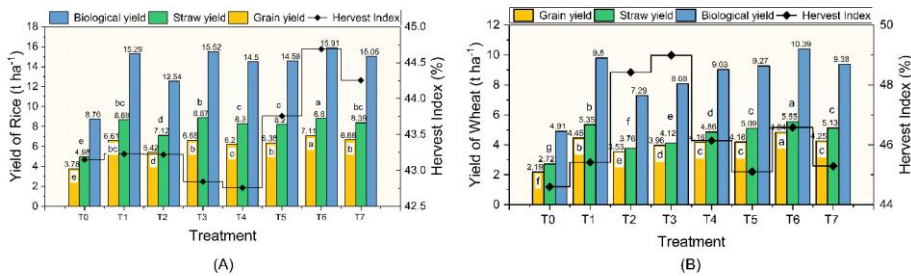


Fig. 4. Effect of organic and inorganic fertilizers on yields
(Data are mean, $n = 3$; $p \leq 0.05$), significant over control.

Grain yield, straw yield, and biological yield of wheat has been increased significantly due to the application of treatments in different combinations (Fig. 4). Adding recommended dose of N with municipal solid waste compost produced the highest grain yield of 4.84 t ha⁻¹ as recorded in the treatment T₆ (MSWC @ 10 t ha⁻¹ + N). T₄, T₅, and T₇ were statistically similar to produce wheat grain yield (Fig. 4). On the other hand, the lowest grain yield (2.19 t ha⁻¹) was noted in the control treatment. Different treatments of compost, poultry manure, oil cake and fertilizers lead to the percent increase (61% to 121%) in grain yield of wheat over control and the maximum increase was noted in the treatment T₆. Subsequently, T₆ accounted for the highest straw yield (5.55 t ha⁻¹) while the lowest straw yield (2.72 t ha⁻¹) was generated in T₀. The straw yield of wheat increased 38% to 104% over control and which was maximum in T₆. Similarly, the biological yield of wheat also varied widely due to several treatment applications being observed. T₆ and T₀ treatments respectively produced the maximum 10.39 t ha⁻¹ and minimum 4.91 t ha⁻¹ value on biological yield. The percent increase of biological yield over control ranged from 48% to 111% and all the treatments recorded significantly higher biological yield over the control. However, the highest Harvest Index (49%) was recorded in T₃ (Fig. 4).

3.3 Effects of compost, manure and fertilizers on nitrogen and protein content

Nitrogen content in rice grain increased significantly due to the application of different compost, manure, and fertilizers (Fig. 5). The highest N content (1.32%) was observed in T₆ (MSWC @ 10 t ha⁻¹ + N) treated grains which was statistically similar to T₁ and T₂ (Fig. 5). The lowest result, 1.02% was observed in T₀ (control). The N content in rice grain was comparatively higher than that of rice straw. All the treatments recorded significantly higher N content in rice straw compared to the control. The treatment T₆ had the highest N content (0.52%) in rice straw, which was statistically equivalent to the treatments T₁ and T₂. The minimum N content in rice straw (0.28%) was noted in control. The protein content of rice grain and straw has risen immensely (Fig. 5). The highest protein content in grains (8.25%) and straw (3.29%) was witnessed in T₆ treated plants. It was statistically equal to T₁ and T₂.

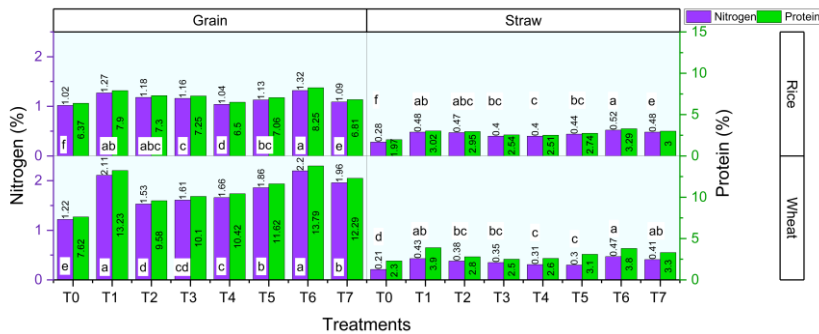


Fig. 5. Effect of organic and inorganic fertilizers on N and protein content (Data are mean, n = 3, p ≤ 0.05), significant over control.

In the case of wheat, the findings indicate that all treatments resulted in significantly higher N content and protein content compared to the control group (Fig. 5). Wheat grain harvested from T₆-treated plot showed the highest N content (2.2%), statistically similar to T₁. Similarly, T₆ recorded the highest N content (0.47%) in straw, akin to T₁ and T₇. Additionally, T₆-treated wheat grain had the highest protein content (13.79%), akin to T₁. Correspondingly, wheat straw protein was also higher (3.8%) in T₆-treated plants which was statistically similar to T₁ and T₇. T₀ resulted in the lowest N and protein content of wheat (Fig. 5). Both the N and protein content was higher in grain in comparison with straw. All the treatments recorded significantly higher protein as well as N-content over control.

3.4 Effects of compost, manure, and fertilizers on Nitrogen uptake

The results presented in Fig. 6, indicate that the N uptake by rice grain differed with the maximum result (74.05 kg ha⁻¹) noticed in the treatment T₆. The minimum N uptake (29.88 kg ha⁻¹) was observed in the T₀. In the case of rice straw, the maximum N uptake (37.39 kg ha⁻¹) was obtained also in T₆ and the minimum N uptake (12.72 kg ha⁻¹) was recorded in the control treatment (T₀). Following, the highest value for the total N uptake was reported in the treatment T₆ (111.44 kg ha⁻¹) and it was minimum for T₀ (42.6 kg ha⁻¹). Higher N uptake was observed in all the treatments over the control (Fig. 6).

Comment [A20]: ????

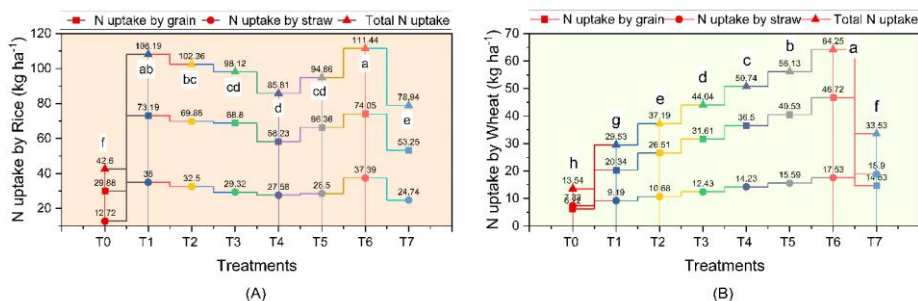


Fig. 6. Effect of organic and inorganic fertilizers on N uptake by rice and wheat (Data are mean, $n = 3$; $p \leq 0.05$), significant over control.

Total nitrogen uptake by wheat plants due to different treatments of compost, poultry manure, oil cake and fertilizers varied widely and ranged between 13.54 kg ha^{-1} and 84.25 kg ha^{-1} Fig. 6). Here MSWC treatment accounted for the largest total N uptake. The superior result for both N uptake by wheat grain (46.72 kg ha^{-1}) and straw (17.53 kg ha^{-1}) was recorded for T_6 . In a similar way, the poor result was obtained from the control (Fig. 6).

4. DISCUSSION

Plants get back their replenishing nutrients from three major sources e.g., inorganic, organic and bio-fertilizers [14]. Organic fertilizer decomposes gradually, acting as a prolonged nutrient source, influencing plant growth traits. The supplementation of compost to chemical fertilizer bumps the biomass and grain production of both rice and wheat by enhancing the OM status and soil physical, chemical properties [15].

Significant variations in the growth of BRR1 dhan49 and BARI Gom-24 were observed as a result of applying different combinations of urea-N, compost, poultry manure, oil cake, and fertilizers. Along with the recommended dose of fertilizer, incorporation of MSWC at different doses significantly increases the plant height (Fig. 1). Sultana et al. [16] obtained the highest plant height in rice applying MSWC. Again, it is reported that Gypsum @25% combining with microbial enriched MSWC compost can enhance the height of rice and wheat plant [17]. The use of compost combined with chemical N fertilizer substantially boosts rice crop tillering. The application of MSWC not only had a discernible effect on plant height but also significantly influenced tillering in both rice and wheat (Fig. 2). This is particularly noteworthy as tillering plays a pivotal role in determining panicle/spike density and ultimately, grain yield. Singh et al. [17] demonstrated comparable outcomes for wheat. Jarin et al. [18] also observed positive impact of MSWC on the spike length of wheat through mixing it with the full recommended dose of fertilizer, *Rhizobium* and *Trichoderma*. However, Rice tillering was mostly influenced by CD @ 5 t ha^{-1} along with full N, P, K. In evidence with Ismael et al. [19] stated that beef cattle manure and poultry manure incorporating with urea effectively enhances tillering of rice. The longest panicle (21.2 cm) was observed in T_2 and the result is supported by Oahiduzzaman et al. [20] who marked the maximum panicle length by applying CD @ 5.5 t ha^{-1} . Furthermore, the application of MSWC resulted in the highest number of filled grains for rice and wheat (Fig. 3). In T_6 treated plants, both wheat and rice exhibited superior 1000-grain weights. Singh et al. [17] and Sultana et al. [16] also recognized that MSWC along with N can enhance the number of field grain and 1000-grain weight of rice and wheat. Organic fertilizers provide a well-rounded nutrient combination, including essential micronutrients, which effectively enhance yields in plants. Adequate absorption of N, P, and K by crop plants before the panicle-initiation stage significantly contributes to achieving optimal yields. The efficacy of organic fertilizers, particularly municipal solid waste compost, in enhancing rice yield components is illustrated in Fig. 4. MSWC @ 10 t ha^{-1} + N resulted in the highest grain yield, straw yield, and biological yield, with a maximum Harvest Index. The result is supported by Sultana et al. [16]. She stated that 50% MSWC combining with 50% fertilizer can enhance the amount of grain and straw yield of rice ensuring 104% grain yield and 95% straw yield benefits over control. Similarly, Fig. 4 highlights significant increases in grain yield, straw yield, and biological yield of wheat with various treatment combinations. T_6 (MSWC @ 10 t ha^{-1} + N) resulted in the highest grain yield, straw yield, and biological yield. The highest Harvest Index (49%) was recorded in another MSWC involved treatment viz. T_3 . The result is supported by Cherif et al. [21]. Jarin et al. [18] evident that MSWC combining with 100% recommended dose of fertilizer, *Rhizobium* and *Trichoderma* can increase grain (371%) and straw yield (345%) of wheat. Nitrogen content in rice grain significantly increased with the application of different compost, manure, and fertilizers (Fig. 5). The highest N content of rice grain and straw were observed in T_6 which resulted in the highest protein content. The slow release of organic nitrogen from MSWC compost accelerated the nitrogen content in the crop. Sultana et al. [16] reported that combined application of MSWC with inorganic fertilizer can produce the highest grain N content (1.35%)

and protein content (8.44%) in rice. In wheat, both grain and straw harvested from the T₆-treated plot exhibited the highest nitrogen content. Furthermore, they displayed the highest protein content. The result is supported by Singh et al. [17], He reported that a reduced gypsum dose combined with enriched MSW compost, exhibited the highest N content (1.25%) in grain, and a parallel trend was observed in wheat straw.

Fig. 6 demonstrates variations in nitrogen uptake by rice grain and straw, with the highest uptake observed in MSWC @ 10 t ha⁻¹+N treatment. Consequently, this treatment recorded the highest total nitrogen uptake. In wheat plant, MSWC treatment emerged as the leader, contributing significantly to the total N absorption, showcasing excellence in both wheat grain and straw. Conversely, the control group yielded less favorable results, as depicted in Fig. 6. The results are in line with the work carried out by Singh et al. [17].

Comment [A21]: There lack of why is this happening for the plants

5. CONCLUSION

Interest in organic manure combined with chemical fertilizers has surged due to environmental concerns. Organic fertilizer provides organic matter, slow-release nutrients, and micronutrients, while chemicals offer fast-acting nutrients, resulting in improved nutrient balance. Municipal Solid Waste Compost includes more readily accessible micro- and macronutrients, which plants can take up more quickly. The use of MSWC with recommended dose of N likely enhanced plant growth and increased yields of BRRI dhan49 and BARI Gom-24. It also secured higher N and protein content in plants. Considering soil fertility and yield, MSWC @ 10 t ha⁻¹ with fertilizer N may be recommended for profitable rice and wheat cultivation in the Old Brahmaputra Floodplain soils.

REFERENCES

1. Ahmed, T. (2023). Bangladesh: Grain and Feed Update. Office of Agricultural Affairs, Dhaka, USDA. Dhaka: USDA: Office of Agricultural Affairs, Dhaka. Accessed 12 December 2023. Available: https://apps.fas.usda.gov/newgainapi/api/Report/DownloadReportByFileName?fileName=Grain%20and%20Feed%20Update_Dhaka_Bangladesh_BG2023-0003.pdf
2. Zhong WH, Cai ZC. Long-term effects of inorganic fertilizers on microbial biomass and community functional diversity in a paddy soil derived from quaternary red clay. *Applied Soil Ecology*. 2007;36(2–3):84–91. <https://doi.org/10.1016/j.apsoil.2006.12.001>
3. Cai J, Xia X, Chen H, Wang T, Zhang H. Decomposition of fertilizer use intensity and its environmental risk in China's grain production process. *Sustainability* (Switzerland). 2018;10(2):498. <https://doi.org/10.3390/su10020498>
4. Liu J, Shu A, Song W, Shi W, Li M, Zhang W, et al. Long-term organic fertilizer substitution increases rice yield by improving soil properties and regulating soil bacteria. *Geoderma*. 2021;404:115287. <https://doi.org/10.1016/j.geoderma.2021.115287>
5. Sultana M, Jahiruddin M, Islam MR, Rahman MM, Abedin MdA. Effects of nutrient enriched municipal solid waste compost on yield and nutrient content of cabbage in alluvial soil. *Asian Journal of Soil Science and Plant Nutrition*. 2020;6(4):32–42. <https://doi.org/10.9734/AJSSPN/2020/v6i430097>
6. Dada OA, Togun AO, Adediran JA, Nwilene FE. Growth, nutrient uptake efficiency and yield of upland rice as influenced by two compost types in tropical rainforest-derived savannah transition zone. *Agricultural Sciences*. 2014;05(05):383–93. <http://dx.doi.org/10.4236/as.2014.55040>
7. Naher UA, Ahmed MN, Imran M, Sarkar U, Biswas JC, Panhwar QA. Fertilizer management strategies for sustainable rice production. In: *Organic Farming: Global Perspectives and Methods*. Elsevier. 2018; 251–67. <https://doi.org/10.1016/B978-0-12-813272-2.00009-4>
8. Fazily T. Impact of integrated nutrient management on wheat productivity and sustaining soil fertility: A review. *EPRA International Journal of Multidisciplinary Research (IJMR)*. 2020;6(1):235–241. <https://doi.org/10.36713/epra2013>
9. Sheoran S, Raj D, Antil RS, Mor VS, Dahiya DS. Productivity, seed quality and nutrient use efficiency of wheat (*Triticum aestivum*) under organic, inorganic and integrated nutrient management practices after twenty

Comment [A22]: Be sure that all references are in the text

Comment [A23]: Ahmed T, use the same format of the authors for all references

- years of fertilization. Cereal Research Communications. 2017;45(2):315–25. <https://doi.org/10.1556/0806.45.2017.014>
10. Bremner JM. Nitrogen-Total. 1996.
 11. Malika M, Rafiqul Islam M, RezaulKarim M, Huda A, Jahiruddin M. Organic and inorganic fertilizers influence the nutrient use efficiency and yield of a rice variety BINA dhan7. Academic Research Journal of Agricultural Science and Research. 2015;3(7):192–200. <http://www.academicresearchjournals.org/ARJASR/Index.htm>
 12. Mariotti F, Tomé DD, PatureauMirand P. Converting nitrogen into protein-beyond 6.25 and Jones' factors. Critical Reviews in Food Science and Nutrition. 2008;48(2):177–84. <https://hal.science/hal-02105858>
 13. GOMEZ KA, GOMEZ AA. Statistical Procedures for Agricultural Research. A Wiley-interscience Publication, Toronto Singapore N; 1984.
 14. Masarirambi MT, Mandisodza FC, Mashingaidze AB, Bhebhe E. Influence of plant population and seed tuber size on growth and yield components of potato (*Solanum tuberosum*). International Journal of Agriculture and Biology. 2012;14(4):545–549. <http://www.fspublishers.org>
 15. Sarwar G, Hussain N, Schmeisky H, Muhammad S. Use of compost an environment friendly technology for enhancing rice-wheat production in pakistan. 2007;39(5):1153–1158.
 16. Sultana M, Jahiruddin M, Rafiqul Islam M, Mazibur Rahman M, Abedin MA, Solaiman ZM. Article nutrient enriched municipal solid waste compost increases yield, nutrient content and balance in rice. Sustainability (Switzerland). 2021;13(1047):1–12. <https://doi.org/10.3390/su13031047>
 17. Singh YP, Arora S, Mishra VK, Singh AK. Synergizing Microbial Enriched Municipal Solid Waste Compost and Mineral Gypsum for Optimizing Rice-Wheat Productivity in Sodic Soils. Sustainability (Switzerland). 2022;14(7809):1–15. <https://doi.org/10.3390/su14137809>
 18. Jarin J, Rahman MM, Jahiruddin M, Baquy MA. Effects of municipal solid waste compost, fertilizers, Rhizobium and Trichoderma on the yield and yield components of wheat. Journal of Bangladesh Society Agricultural Science and Technology. 2013;10(4):83–86.
 19. Ismael F, Ndayiragije A, Fanguero D. New Fertilizer strategies combining manure and urea for improved rice growth in Mozambique. Agronomy. 2021;11(783):1–18. <https://doi.org/10.3390/agronomy11040783>
 20. Oahiduzzaman M, Shovon SC, Mahjuba A, Mehraj H, Uddin AJ. Effect of different levels of cowdung on growth, yield and nutrient content of BRR1 dhan33. International Journal of Business, Social and Scientific Research. 2014;01(03):145–9. <http://www.ijbssr.com/currentissueview/14013025>
 21. Cherif H, Ayari F, Ouzari H, Marzorati M, Brusetti L, Jedidi N, et al. Effects of municipal solid waste compost, farmyard manure and chemical fertilizers on wheat growth, soil composition and soil bacterial characteristics under Tunisian arid climate. European Journal of Soil Biology. 2009;45(2):138–45. <https://doi.org/10.1016/j.ejsobi.2008.11.003>