

## Original Research Article

### **Impact Assessment of Integrated Farming System Project on the Socio-Economic Status of the Beneficiary Farmers of Bidar District of Karnataka**

#### **Abstract**

Integrated farming system (IFS) is recognized as the solution to the farmers for providing income assurance and nutritional security particularly for the small and marginal farmers with limited resources. With this importance, the University of Horticultural Sciences, Bagalkot has got an opportunity to implement the IFS mega project at different constituent colleges through the financial support of Government of Karnataka under Rashtriya Krishi Vikas Yojana (RKVY) project. Further, a case study of the project implemented at College of Horticulture, Bidar was taken for the study to assess the impact of IFS Phase II on the beneficiary farmers of Bidar district. Through this project awareness regarding IFS was created among the selected beneficiaries through training programmes and distribution of inputs like vegetable seeds, field crop seeds, vegetable seedlings, fruit grafts, nutrient specials, bio-fertilizers, and farm implements like battery operated sprayers, seedling planters and cycle weeders. The study found that, the farmers who were generally growing Redgram with intercropping of Greengram/Blackgram/Jowar/Soyabean and sugarcane crop have shifted to the cultivation of horticultural crops after the intervention of IFS project. The farmers who have received seeds/seedlings and the technical information at free of cost for cultivation of the crops have obtained higher net profits of Rs. 1,10,988 per acre in case of papaya with the B:C ratio of 1.45, followed by marigold crop (Rs. 1,01,881/acre), watermelon (Rs. 84,459/acre), onion (Rs. 72,938/acre), chilli (Rs. 49,023/acre) and Brinjal (Rs. 39,801/acre). Further, the use of farm equipments by beneficiary farmers reduced the cost and time requirement of labour in casespraying of pesticides. Similarly, famers used by cycle weeders have opined that, for weeding men and women labours requirement was reduced to the tune of 12 to 15 and 8-9 man days/acre in case men and women labour respectively and the use of Vegetable Handy Planter resulted in reduction labour and time requirement in planting of seedlings to the tune of 40 to 50 per cent of time duration. Hence, the project interventions have benefited the farmers economically by minimizing the cost of production through availing the inputs at free of cost and also realized better income from the best technologies obtained from the university.

#### **Introduction:**

Agriculture is a crucial sector in India, contributing a substantial share to the country's Gross Domestic Product (GDP), where nearly 60% of the Indian population directly depends on agricultural activities as a source of livelihood. The dominance of small and marginal farmers with less than 2 ha land holding (86%), coupled with their relatively limited share of total arable

**Comment [U1]:** Throughout the paper, the impact analysis is missing. If you need to do an impact analysis, therefore, you need to identify the IFS variables to be used as independent variable and a socioeconomic factor such as income that can be used as dependent variable. Regression analysis can be used to carry out this analysis.

**Comment [U2]:** ,

**Comment [U3]:** Remove

**Comment [U4]:** remove

**Comment [U5]:** remove s

**Comment [U6]:** Key words absent

**Comment [U7]:** There is no theoretical framework to guide this study. Also, empirical evidences are not sufficient. The sustainable livelihood theory developed by the United nations is applicable for this study. Consider the following links:  
<https://www.sciencedirect.com/science/article/pii/S0305750X22000882>  
<https://ageconsearch.umn.edu/record/16074/?v=pdf>  
<https://assets.publishing.service.gov.uk/media/57a089ef40f0b64974000324/SLRC-WP22.pdf>

**Comment [U8]:** Just inserted.

land (44%), is a notable characteristic of the agricultural landscape in the country (GOI, 2014). The issue of land fragmentation in Indian agriculture posing significant challenges to the future sustainability, food security, and profitability of farming (Siddeswaran *et al.* 2012). The Indian marginal and small farmers are mostly concentrating on cereal-based monocropping systems. Mono-cropping systems can be vulnerable to various risks such as pests, diseases and adverse weather conditions. A holistic approach that combines sustainable farming practices, climate-resilient technologies, and inclusive policies is essential to address the complex challenges faced by agriculture in India and other Asian countries (Patra and Samal, 2018).

**Comment [U9]:** Full meaning needed at first mention

Integrated farming systems (IFS) offer a promising approach to address the challenges faced by small-holder farmers. The synergies among different components of IFS provide a buffer against risks reduction by combining different agricultural enterprises... For example, the by-products of one enterprise can serve as inputs for another, creating a more sustainable and interconnected system. Small-holder farmers often face challenges in generating sufficient income from a single crop. IFS, by incorporating multiple enterprises, offers diverse income streams. Beyond crop cultivation, IFS may include livestock, poultry, aquaculture, or agroforestry components, and providing opportunities for additional income (Paramesh *et al.*, 2022). This diversification also creates on-farm employment opportunities. Sustainable agriculture requires practices that are eco-friendly and conserve natural resources. IFS, when managed properly, contribute to environmental sustainability. For instance, agroforestry components can enhance biodiversity, and livestock integration can promote nutrient cycling and reduce the need for external inputs. Despite the benefits, the effective promotion and adoption of IFS have been limited. Awareness campaigns, farmer training programs and policy support are essential for promoting the adoption of IFS.

**Comment [U10]:** I think you can use IFS going forward

**Comment [U11]:** space

As part of institutional intervention in creating awareness and promoting IFS, the University of Horticultural Sciences, Bagalkot implemented mega project on IFS funded by Government of Karnataka under Rashtriya Krishi Vikas Yojana (RKVY) in different constituent colleges of the university, among them College of Horticulture, Bidar was one of the implementing centers. Under IFS Phase-II, project was implemented in 10 villages of the three talukas of Bidar district. Through this project, awareness regarding IFS was created among the selected beneficiaries through training programmes and distribution of inputs like vegetable seeds, field crop seeds, vegetable seedlings, fruit grafts, nutrient specials, bio-fertilizers and farm implements like battery

operated sprayers, seedling planters and cycle weeders. The farmers who have received the interventions from the project were benefited economically by minimizing the cost of production through availing the inputs at free of cost and also realized better income from the best technologies obtained from the university. Hence, the study has been conducted to understand the effectiveness and impacts of the Integrated farming system (IFS) project of UHS, Bagalkot on the socio- economic status of the beneficiary farmers.

### Methodology of the study:

In order to address the objectives of the study, the required data was collected from both primary and secondary sources. The secondary data were collected with respect to the list of beneficiary farmers and the quantum of benefits given to farmers under IFS project from scientist in-charge of IFS project, COH, Bidar. Further, primary data with respect to the socio-economic information of the project benefits were gathered from the selected 30 representative beneficiary farmers from the villages of Chinkera, Jasangvi and Chandanahalli of Humnabad taluk of Bidar district. For this a schedule was structured and pretested. Data were collected through personal interview. The parameters considered for the assessment of the impact of IFS project on the farming community were with respect to the change in cropping pattern, change in yield, change in cost of cultivation, change in income, effect on employment generation, survival rate of planting material. The analytical tools employed for the study were averages, percentages and graphical analysis and cost of cultivation.

Results and discussions:

#### 1. Age groups of beneficiary farmers:

The information from Table 1 and Figure 1 reveals valuable insights into the age distribution of beneficiary farmers in the study area, with a focus on the participation of different age groups in agriculture and their receptiveness in adopting new technologies. It was observed that, the age groups ranging from 30 years to below 50 years (specifically 31-40 groups are 30 % and 41-50 age groups are 26.67%) collectively constitute the highest percentage of beneficiary farmers (56.67%). The active participation of middle-aged farmers is promising for the overall development of agriculture. Their willingness to adopt new technologies can contribute to increased efficiency, productivity, and sustainability in farming practices.

**Comment [U12]:** Use methodology approach by [https://www.researchgate.net/profile/Lysias-Charumbira/post/what-is-the-best-references-about-research-methodology-on-the-field-of-Management/attachment/59d63d8a79197b807799a545/AS%3A420260026044416%401477209206490/download/Research\\_methods\\_for\\_business\\_students.pdf](https://www.researchgate.net/profile/Lysias-Charumbira/post/what-is-the-best-references-about-research-methodology-on-the-field-of-Management/attachment/59d63d8a79197b807799a545/AS%3A420260026044416%401477209206490/download/Research_methods_for_business_students.pdf) copy the link to your URL to develop the methodology. Follow the research onion.

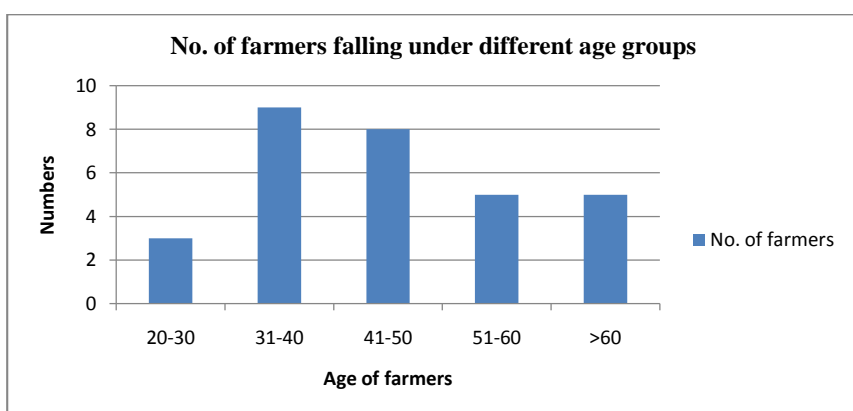
**Comment [U13]:** This is actually inappropriate. You used questionnaire as the tool of survey, not interview, interview is qualitative method and not quantitative.

**Comment [U14]:** This seems to be very limited. Researcher have not considered the research philosophy which is positivism, the research strategy (quantitative), research approach (deductive), time zone (cross-sectional), sampling techniques, methods of participant recruitment, data collection tool (content of question and developmental process, and medium of data collection: online survey? etc., methods of data analysis: most especially the use of SPSS, ethical consideration (following the general data protection regulations that pertains to consent, anonymity, confidentiality, right to withdraw from survey and protection from harm).

**Table 1. Different age groups of beneficiary farmers**

Sl. No.	Age of Beneficiaries	No. of farmers	Percentage
1	20-30	3	10.00
2	31-40	9	30.00
3	41-50	8	26.67
4	51-60	5	16.67
5	>60	5	16.67
Total		30	100.00

**Comment [U15]:** The results are only presentable in 1 format two. Pick either table or chat. I was expecting you to use Kruskal Wallis to check for significant differences on the socioeconomic characteristics.



**Fig. 1. Beneficiary farmers falling under different age groups**

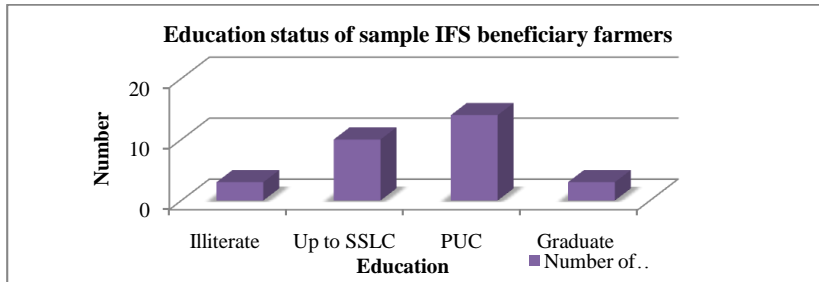
**2. Education status of the beneficiary farmers of IFS project:**

The table 2 and fig 2 revealed that majority of sample beneficiary farmers under IFS project of Bidar district have educational backgrounds of PUC (46.67%) and SSLC (33.33%) and 10 per cent each with graduation and illiteracy. The high literacy rate among the farmers, even among those with lower formal education, suggests a positive environment for knowledge dissemination and the adoption of modern farming practices. Leveraging the existing literacy levels can be crucial for the success of agricultural extension and technology adoption programs in the region.

**Table 2. Education status of sample IFS beneficiary farmers**

Sl. No.	Education of Beneficiaries	No. of farmers	Percentage
1	Illiterate	3	10.00
2	SSLC	10	33.33
3	PUC	14	46.67
4	Graduate	3	10.00

Total	30	100.00
-------	----	--------



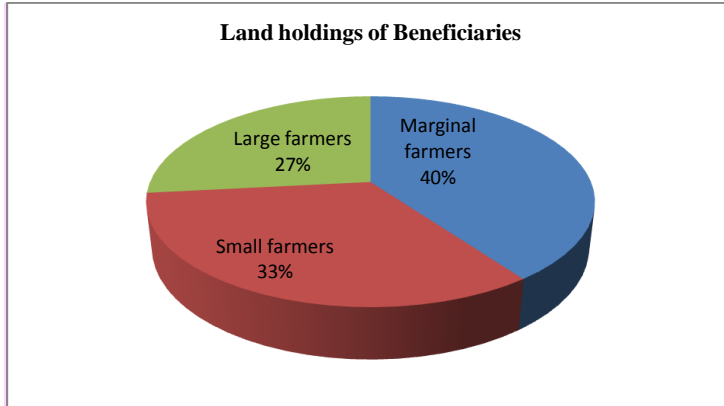
**Fig 2. Education status of sample IFS beneficiary farmers**

### 3. Land holdings of the beneficiary farmers of IFS project:

The majority of the sample beneficiary farmers fall into the marginal category, comprising 40.00% of the total. Following closely are small farm size holders, representing 33.00% of the farmers. Large landholding farmers make up 27.00% of the sample (Table 3 and Fig 3). The data indicates that the project has a specific focus on supporting marginal and small farmers, as they constitute the majority of the beneficiary group (combined 73.00%). By targeting these groups, the project aims to contribute to the socio-economic development of farmers who may have limited resources for crop cultivation. This approach aligns with efforts to promote inclusive and sustainable agricultural development.

**Table 3. Land holding size of the sample beneficiary farmers under IFS, COH, Bidar**

Sl. No.	Land holding of Beneficiaries	No. of farmers	Percentage
1	Marginal farmers	12	40
2	Small farmers	10	33
3	Large farmers	8	27
	Total	30	100.00



**Fig 3. Land holdings of Beneficiaries**

**Comment [U16]:** Merge all these and create just 1 table

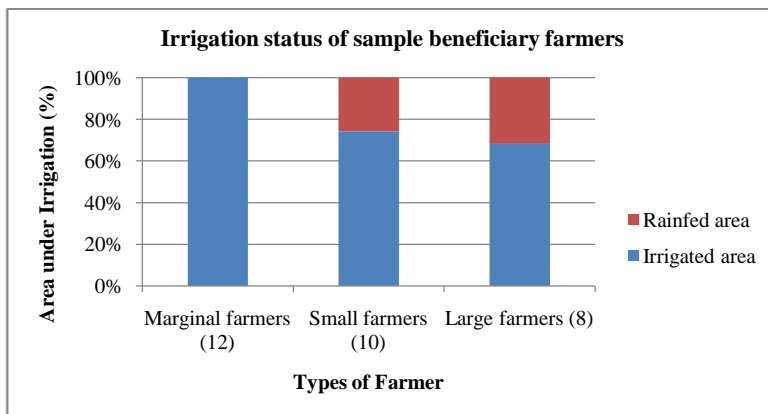
**Comment [U17]:** Use Kruskal Wallis to find the differences for this parameters

**4. Extent of area under irrigation among the beneficiary farmers of IFS project:**

The table 4 and fig 4 exhibits the extent of area under irrigation among the beneficiary farmers, it was found that, out of the total area under cultivation by the sample beneficiary farmers, 72.01% is reported to be under irrigation, while the remaining area relies on rainfed cultivation indicating a significant reliance on irrigated agriculture. Further, the majority of the areas of the marginal and small land holdings farmers were irrigated the crops either through open well or bore well and it was cent per cent of the area was under irrigation in the case of marginal farmers and 74.19 per cent of the area under irrigation in the case of small farmers. Similarly, among the large size farmers, 68.15 per cent of the area was cultivated through irrigation which helped them to take up horticulture crops easily from the available water sources.

**Table 4. Irrigation status of sample beneficiary farmers under IFS, COH, Bidar**

Sl. No.	Land holding of categories	Area (acre)	Irrigated area	Rainfed area
1	Marginal farmers (12)	14 (8.52)	14 (100.00)	0 (100.00)
2	Small farmers (10)	3 (18.87)	23 (74.19)	8 (25.81)
3	Large farmers (8)	119.32 (72.61)	81.32 (68.15)	38 (31.85)
Total		164.32 (100.00)	118.32 (72.01)	46 (27.99)



**Fig 4. Irrigation status of sample beneficiary farmers under IFS, COH, Bidar**

**Comment [U18]:** Use one result presentation.

#### 5. Source and method of irrigation adopted by beneficiary farmers:

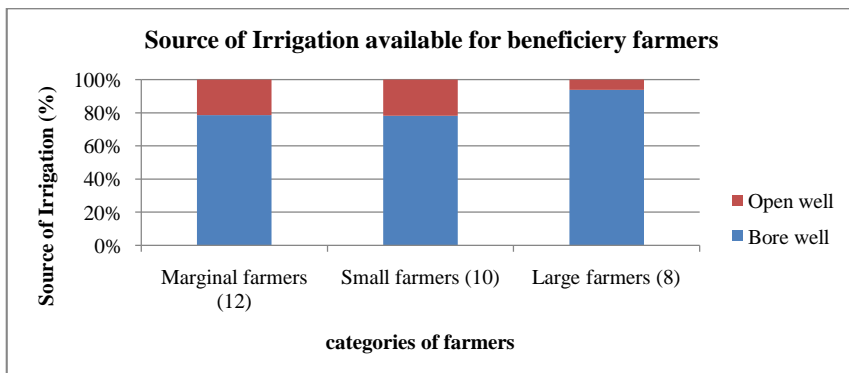
The information from Table 5; Fig. 5, and Fig. 6 provides insights into the sources of irrigation available and the methods of irrigation adopted by different land size holding beneficiary farmers. The major source of irrigation available for crop irrigation among the beneficiary farmers was through bore wells, constituting 89.01% and open well irrigation accounted for only 10.99%. The methods of irrigation adopted by the farmers were diverse. Drip irrigation was the most widely adopted method, accounting for 79.72% and flooding method, while less prevalent, still constituted a significant portion at 20.28%. The adoption of drip irrigation, a modern and technology-intensive method, reflects a willingness among the beneficiary farmers to embrace advanced agricultural practices. This can lead to improved water management and increased crop productivity.

The information on the analysis of the source of irrigation among different landholding categories provides insights into the irrigation practices adopted by marginal, small, and large farmers. All farmers across marginal, small, and large categories were found to have access to both sources of irrigation. Bore well irrigation was the major source for large farmers, constituting 93.85% of their irrigation practices. Similarly, for marginal and small farmers, bore well irrigation was significant, representing 78.57% and 78.26%, respectively. With respect to method of irrigation, drip irrigation emerged as the dominant method of irrigation adopted by both marginal and large farmers, with percentages of 78.57% and 93.85%, respectively. In contrast, small

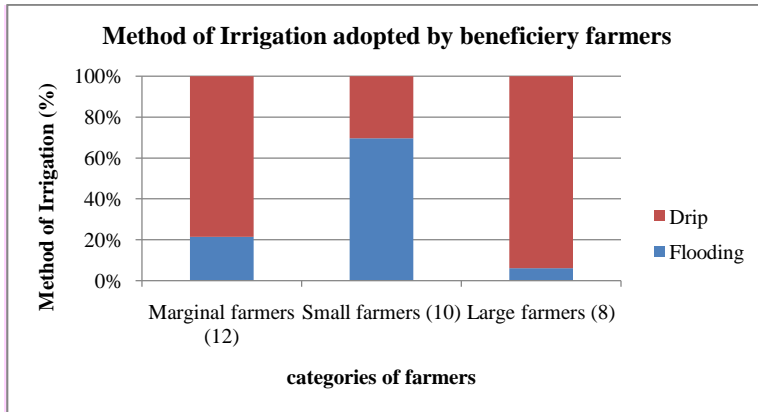
farmers showed a higher preference for the flooding method, constituting 69.57% of their irrigation practices. Understanding these variations is essential for tailoring agricultural interventions to meet the specific needs and preferences of different farmer categories.

**Table 5. Source and method of irrigation adopted by beneficiary farmers**

Sl. No.	Land holding of Beneficiaries	Area (acre)	Source of irrigation		Method of irrigation	
			Bore well	Open well	Flooding	Drip
1	Marginal farmers (12)	14 (11.83)	11 (78.57)	3 (21.43)	3 (21.43)	11 (78.57)
2	Small farmers (10)	23 (19.44)	18 (78.26)	5 (21.74)	16 (69.57)	7 (30.43)
3	Large farmers (8)	81.32 (68.73)	76.32 (93.85)	5 (6.15)	5 (6.15)	76.32 (93.85)
Total		118.32 (100.00)	105.32 (89.01)	13 (10.99)	13 (20.28)	13 (79.72)



**Fig 5. Sources of irrigation available by sample beneficiary farmers**



**Fig 6. Method of irrigation adopted by sample beneficiary farmers**

**Comment [U19]:** Use only 1 format

## 6. Cropping pattern adopted by sample farmers:

The information from Table 6 highlights the changes in cropping patterns adopted by sample farmers of the Integrated Farming Systems (IFS) project in selected villages of Bidar district before and after project intervention. Before taking the benefits of the IFS project, the farmers generally followed a cropping pattern involving Redgram intercropping with Greengram, Blackgram, Jowar, Soyabean, etc. Additionally, in areas where water sources for irrigation were available, farmers tended to cultivate sugarcane and, to some extent, perennial horticultural crops.

After being briefed about the IFS project and its benefits, there was a noticeable shift in the cropping pattern among the farmers. They began to take advantage of the opportunities presented by the project, particularly in terms of free supplies of vegetable seedlings or perennial crop seedlings. The shift in cropping patterns involved a move towards cultivating vegetable crops and perennial crops. This suggests that the awareness and benefits provided by the IFS project motivated farmers to diversify their agricultural activities. It was noticed that some farmers, who may not have cultivated crops in degraded land before, started cultivating perennial horticultural crops by investing additional budget in addition to benefits received from the IFS project. This indicates a positive impact on land utilization and productivity. Farmers not only received tangible benefits but also gained technical knowledge from experts. This knowledge likely played a crucial

role in the successful cultivation of high-value horticultural crops. The shift in cropping patterns and the adoption of high-value crops indicate economic and agricultural diversification among the sample farmers. This diversification can contribute to increased income and improved resilience in the face of changing market conditions.

**Table 6. crops grown before and after the adoption of IFS intervention**

Sl. No.	Crops grown	
	Before intervention of IFS	After intervention of IFS Project
1	Redgram + intercrop with Soyabean, Greengram, Blackgram etc	Papaya, Tomato Guava, Mango, onion, lime,
2	Sugarcane	Marigold, papaya, Tomato, Mango, Brinjal, Chilli and Onion
3	Sweet orange	Mango
4	No crop / degraded land	Mango crop

**IFS project benefits distributed to beneficiary farmer:**

Village wise distribution of different perennial horticultural crops seedlings/grafts, vegetable/flower crops seedlings and inputs/ materials to the farmers of Bidar District under IFS has given in table 7, table 8 and table 9.

**Table 7. Village wise different Perennial Horticultural crops seedlings distributed to the farmers of Bidar District under IFS**

Comment [U20]:

Sl. No.	Name of the village	Total farmers	No. of seedlings distributed								
			Mango	Coconut	Sapota	Lime	Curry leaf	Drumstick	Cashew	Guava	Papaya
1	Chinakera	54	2030	1340	220	1725	974	400	0	500	0
2	Warawatti	20	525	51	0	0	0	0	0	0	0
3	Jalasangi	49	854	0	157	149	0	0	200	0	1800
4	Sedol	16	1253	0	0	85	0	0	0	0	0
5	Chandanahalli	50	644	0	0	0	0	19	0	0	0
Total		189	5306	1391	377	1959	974	419	200	500	1800

Comment [U21]: The methodology for this is absent in the methodology

**Table 8. Village wise different vegetable/flower crops seedlings distributed to the farmers of Bidar District under IFS**

Comment [U22]: There are no extensive methodology for this information

Sl.	Name of the	Total	No. of seedlings distributed
-----	-------------	-------	------------------------------

No.	village	farmers	Chilli	Brinjal	Tomato	Onion	Marigold
1	Chinakera	54	55200	40500	36200	17 kg	8900
2	Warawatti	20	29800	7500	7000	22 kg	3500
3	Jalasang	49	10200	0	18000	57 kg	6900
4	Sedol	16	18000	9200	8000	12 kg	4300
5	Chandanahalli	50	0	0	0	4 kg	0
Total		189	113200	57200	69200	112 kg	23600

**Table 9. Inputs/ Materials distributed to famers under IFS Project of COH, Bidar**

Sl. No.	Name of the village	Sample farmers	POP	Kitchen kit	Weeder	Sprayer	Vegetable handy planter
1	Chinakera	54	38	0	8	13	0
2	Warawatti	20	13	0	12	14	0
3	Jalasang	49	7	123	40	43	0
4	Sedol	16	0	19	10	7	0
5	Chandanahalli	50	0	0	0	0	11
Total		189	58	142	70	77	11

**Planting and survival rate of Perennial Horticultural crops seedlings distributed to the sample farmers of Bidar District under IFS:**

The data from Table 10 underscores the success of the IFS project in terms of the survival rates of distributed perennial horticultural crops. On an average, there is a high survival rate of perennial crops distributed under the IFS project, with 92.52% survivability. The highest survival rate was observed in papaya crops (95.38%), followed by lime crops (94.36%), guava crops (91.42%), and mango crops (88.93%). This indicates successful establishment and maintenance of the perennial horticultural crops. The careful selection of crops, distribution of quality planting materials, and active involvement of farmers contribute to the positive outcomes observed in the survival rates, highlighting the effectiveness of the project's implementation.

**Table 10. Planting and survival rate of Perennial Horticultural crops seedlings distributed to the sample farmers of Bidar District under IFS**

Sl. No.	Crops	Seedlings distributed to sample farmers	Survival Number against distributed numbers	Percentage of survival
1	Mango	1220	1085	88.93
2	Guava	350	320	91.42
3	Lime	710	670	94.36

4	Papaya	1800	1716	95.38
<b>Average</b>				<b>92.52</b>

**Economic benefit analysis of the crops cultivated by beneficiary farmers from the IFS project interventions:**

The economics of crops cultivated by beneficiary farmers was worked out to know the impact of project benefits on the beneficiary farmers. To arrive the same, the cost-benefit analysis was carried out for the crops cultivated by beneficiary farmers before availing IFS project benefits and after availing project benefit. The cost-benefit analysis was worked as per CACP methodology. Accordingly, the result of the same is depicted in table 11.

The information from the results of the cost-benefit analysis for crops cultivated by beneficiary farmers before availing IFS project benefits indicates the economic performance of different cropping patterns. Beneficiary farmers, prior to availing the IFS project benefits, cultivated Redgram crop intercropping with greengram, blackgram, and soybean and the net income and B:C ratio were very minimal i.e. Rs. 2163 (B:C ratio: 1.04) net profit/acre in case of Redgram+Greengram and Rs. 1458 (B:C ratio: 1.03) net profit/acre in case of Redgram+Blackgram and was negative net profit in case of Redgram+Soyabean crop i.e. Rs.-8867 (B:C ratio: 0.83). The negative net profit in the case of Redgram + Soybean underscores the potential impact of the project in improving the economic viability of farming practices and promoting sustainable agriculture.

After availing seeds/seedlings and technical advice from the IFS project, farmers obtained higher net profits per acre from various horticultural crops. Highest net profit of Rs. 1,10,988 (B:C ratio: 1.45) per acre from papaya crop followed by marigold crop (Rs. 1,01,881/acre), watermelon (Rs. 84,459/acre), onion (Rs. 72,938/acre), chilli (Rs. 49,023/acre), Brinjal (Rs. 39,801/acre). The higher returns in these crops are attributed to several factors could be due to higher prices; harvesting time coinciding with marriage and summer seasons likely led to increased demand and better prices and also free availability of seeds/seedlings from the project contributed to lower production costs, enhancing overall profitability. In contrast, tomato cultivation resulted in a negative net profit of Rs. -48,085 per acre. This was attributed to surplus arrivals of tomatoes in the market, leading to lower prices. The positive impact on net profits across various crops suggests that the IFS project has been successful in enhancing the economic outcomes for farmers.

The provision of seeds/seedlings and technical advice appears to have contributed to improved financial returns and economic sustainability of farming practices and improving the overall livelihoods of beneficiary farmers.

**Table 11 . Cost and benefit analysis of crops grown before and after receiving the vegetables/flower crops seedlings under IFS in Bidar District**

<b>Before IFS project intervention</b>				
<b>Crop name</b>	<b>Cost of cultivation</b>	<b>Gross Income</b>	<b>Net income</b>	<b>B: C ratio</b>
Redgram + Greengram	54836	57000	2163	1.04
Redgram + Soyabean	53367.47	44500	-8867.47	0.83
Redgram + Blackgram	55541.55	57000	1458.45	1.03
<b>After IFS project intervention</b>				
<b>Crop name</b>	<b>Cost of cultivation</b>	<b>Gross Income</b>	<b>Net income</b>	<b>B: C ratio</b>
Marigold	198118.55	300000	101881.45	1.51
Watermelon	131541.6	216000	84459	1.64
Muskmelon	95219.71	96000	780.28	1.008
Onion	127061.77	200000	72938	1.57
Chilli	110976.73	160000	49023.28	1.44
Tomato	64335.02	16250	-48085.02	0.25
Brinjal	92198.95	132000	39801.05	1.43
Papaya	249011.22	360000	110988.78	1.45

In addition to seeds/seedlings distribution other farm equipment's/implements like Battery operated sprayer, Vegetable Handy Planter and cycle weeders were distributed to beneficiary farmers and impact assessment opinions of beneficiary farmers on the distribution of these items are listed below

**Table 12 : Benefits of Battery operated sprayer distributed under IFS Project, COH, Bidar:**

<b>Without Battery operated sprayer</b>	<b>With Battery operated sprayer</b>
1. Earlier farmers were using hand operated knapsack sprayers which were taking more time and requiring more labour i.e. 4-5 hours of time per acre.	1. Battery operated sprayer is consuming less labour requirement and is taking less time to complete the spraying task i.e. 2-2.5 hrs of time per acre. ( around Rs.75 to Rs.90

2. Its nozzle spray finess was not good as compared to Battery operated sprayer	(50%) worth of cost can be minimized
3. Not much comfortable to women labour to spray the Plant protection chemical (PPC) as compared Battery operated sprayer	2. After charging its battery for about 9 hrs. Sprayers can be used for spraying 400 litres of PPC (can able take spray of about 20 to 22 pumps of 18 litre per pump capacity)
	3. Its nozzle spray finess is good as compared to hand operated sprayers
	4. Its working efficiency is better as compared to hand operated sprayers
	5. Easy to handle and even it can be used by women labours also for spraying of PPC

**Benefits of Vegetable Handy Planter (VPH) distributed under IFS Project:**

Following are the benefits obtained by the beneficiary farmers by using Vegetable Handy Planter which were distributed under IFS project, COH, Bidar

1. This technique is new to the farmers and reduced labour costs
2. Six man days needed to plant the seedlings by manual practice, whereas, VHP is taking four mandays to complete seedlings planting in an acre.
3. 40 to 50 per cent of time is saving to complete the seedling planting work as compared to manual planting of same work.
4. Its performing two activities at a time one is creating hole and another is planting and filling of soil simultaneously.
5. Marigold, cucumber and water melon plants are being planted through vegetable handy planter.

**Benefits of cycle weeders distributed under IFS Project:**

Following are the benefits obtained by the beneficiary farmers by using cycle weeders which were distributed under IFS project, COH, Bidar

1. Use of cycle weeders reduced women labours for weeding i.e. 12 to 15 labours were required for weeding in an acre for manual weeding, hence, after carrying the intercultivation works with cycle weeder, the women labour requirement for weeding works

was reduced to 8 to 9 no.s which led to minimize labour cost of worth of around Rs. 1200/- to Rs.1500/- (33 % ).

2. Cycle weeder was used for performing intercultural operations in vegetables, agricultural crops etc., earlier intercultural operation were done through bullock power only, now a days due to the introduction of cycle weeder, the task was also being carried out through cycle weeder which helps for reduction of the expenses to an extent of up to 50 percent of the actual expenses of the bullock power intercultural cost.

**Conclusions:** IFS project has positively impacted on the farmer-beneficiaries of selected villages of Bidar district. The IFS project has influenced a positive shift in the cropping pattern among farmer-beneficiaries. There is a transition from traditional agricultural crops to the production of high-value horticultural crops. The project also contributed for decrease in cost of cultivation of most of the vegetable and flower crops and also increase in net profits, higher survival rate in perennial horticultural crops and sustainable income could probably be realized from the perennial horticultural crops. Further, the inputs distributed under the project were timely helped in realization of higher income, lowering the cost and time saving in farming activities.

**Comment [U23]:** The recommendations are missing

**Discussion**

**Comment [U24]:** This results were not discussed with empirical and theoretical evidences.

## References:

GOI (2014). District Census Hand Book. Office of Registrar General and Census Commissioner of India, Ministry of Home Affairs, Government of India.

**Comment [U25]:** Full meaning

Siddeswaran, K., Sangetha, S. P., & Shanmugam, P. M. (2012). Integrated farming system for the small irrigated upland farmers of Tamil Nadu. Extended Summaries: 3rd International Agronomy Congress, Held During, 26-30.

Paramesh, V., Ravisankar, N., Behera, U., Arunachalam, V., Kumar, P., Solomon Rajkumar, R., Dhar Misra, S., Mohan Kumar, R., Prusty, A. K., Jacob, D., Panwar, A. S., Mayenkar, T., Reddy, V. K. and Rajkumar, S. (2022). Integrated farming system approaches to achieve food and nutritional security for enhancing profitability, employment, and climate resilience in India. *Food and Energy Security*, 11.

Patra, S. and Samal, P. (2018). Integrated farming system in India: A holistic approach to magnify the economic status of innovative farmers. *Journal of Pharmacognosy and Phytochemistry*, 7(3), 3632– 3636.

**Comment [U26]:** The number of references may reflect the extent of literature review done on the subject area