

ENHANCING MAIZE (*Zea mays* L.) YIELD AND Zn CONTENT WITH Zn APPLICATION THROUGH SEED, SOIL AND FOLIAR METHODS

ABSTRACT

During *Kharif* 2022, an experiment was conducted at Student's Research Farm, Department of Agronomy, Khalsa College, Amritsar, Punjab by using a split plot design with three replications of each of the 16 treatments. In comparison to control, main plots with seed inoculation with *Bacillus subtilis* and soil application of ZnSO₄ @ 16.25 kg ha⁻¹ (S₃) showed significantly greater yield and quality parameters. In case of sub plot treatments, similar results were seen with foliar spray of ZnSO₄ at 45 + 75 DAS (F₃).

Keywords: Foliar application, Maize, Seed application, Soil application, Zn.

1. INTRODUCTION

Zn (Zn) is one of the most important micronutrients that is needed in plant tissues in contents ranging from 5 to 100 mg kg⁻¹ for optimum growth and development (Ghosh *et al.*, 2019). The performance and quality of crops can be impacted by Zn deficiency since it can limit growth, stress tolerance, photosynthesis, RNA synthesis, and protein synthesis. Malnutrition from Zn affects a large number of people globally. According to the FAO (2014), one-third of the world's population is at high risk of Zn deficiency. In a survey by the World Health Organization, Zn deficiency is ranked fifth among the most significant health risk factors in developing nations and eleventh overall. Zn deficiency in people impairs the immune system, makes people more susceptible to infection, leads to diarrhea, poor wound healing, hair loss, unexplained weight loss, depression, increased anxiety, emotional instability, problems with learning and memory, seizures, and has an impact on both the physical development of children and pregnancy in women (Mumtaz *et al.*, 2020). People who have lower blood Zn levels than average are more likely to develop certain disorders, such as Alzheimer's and Parkinson's (Brewer *et al.*, 2010). Animals with Zn deficiencies exhibit lethargy, alopecia in different body parts, skin parakeratosis, stunted growth, swollen joints and decreased milk supply. One of the most vulnerable cereal crops to a Zn deficiency is maize. A number of agronomic, soil, and environmental factors are thought to be responsible for the estimated 50% Zn deficiency of the world's soils (Alloway, 2009). Zn deficiency in soils is caused by inadequate addition of organic matter in the soil, intensive farming practices that remove a significant quantity of minerals from the soil and insufficient use of micronutrient fertilizers. According to several studies (Hossain *et al.*, 2008; Potarzycki and Grzebisz, 2009; Harris *et al.*, 2007), it is reported that applying Zn increases maize grain output globally. Farmers recognized maize as having the highest yield in relation to Zn supply (Leach and Hameleers, 2011; Subedi and Ma, 2009). Application of Zn is another successful biofortification tactic. With biofortification, Zn is intended to be added to common foods like rice, wheat, maize, pearl millet, and others. It is accomplished through the direct administration of micronutrients to crop foliage, soil application and/or seed treatment. Foliar fertilizer application is a more efficient, cost-effective and fertilizer use efficient strategy that

also reduces losses of nutrients and environmental degradation. While foliar spray promotes Zn accumulation in grains, applying Zn to the soil also works well to increase grain yield (Ehsanullah et al., 2015). Maize can also be biofortified by seed treatment with Zn-solubilizing bacteria (ZSB), such as *Bacillus* spp. In order to increase crop yield, growth and nutrient absorption in grains, *Bacillus* spp. are also most prevalent. They promote Zn uptake and accumulation in grains by converting inaccessible forms of Zn into forms that plants can use. Although Zn can be applied in a number of ways, including through seed, soil, and foliar treatment, we need to identify the most efficient way to do so. The current study was created with the aforementioned factors in mind in order to assess the most efficient way to raise the Zn content in maize grains as well as to examine the impact of different Zn application methods on the yield of the maize crop.

2. MATERIALS AND METHODS

The current experiment was carried out in the Student's Research Farm, Department of Agronomy at the Khalsa College in Amritsar, Punjab, during *Kharif* 2022 to investigate the impact of Zn on quality and production of maize crop. The experimental site was located at 31.63 °N and 74.83 °E with a height of 234 m above sea level. Rating limits for different soil characteristics are explained in table 1. The experimental soil in the study region was a sandy loam with a normal pH of 8.3, a normal EC of 0.21 dS m⁻¹, a low organic carbon content of 0.38%, low available nitrogen of 163.2 kg ha⁻¹, medium available phosphorus of 18 kg ha⁻¹, medium available potassium of 263 kg ha⁻¹ and deficient available Zn of 0.44 mg kg⁻¹.

Table 1. Rating limits for different soil characteristics

Soil characteristics	Categories		
	pH	Normal (6.5-8.7)	Marginally alkaline (8.7-9.3)
Electrical conductivity (dS m ⁻¹)	Normal (< 0.8)	Critical for crop production (>0.8)	
Organic carbon (%)	Low (< 0.40)	Medium (0.40-0.75)	High (>0.75)
Available N (kg ha ⁻¹)	Low (< 271)	Medium (271-543)	High (>543)
Available P (kg ha ⁻¹)	Low (< 12)	Medium (12-22)	High (>22)
Available K (kg ha ⁻¹)	Low (< 136)	Medium (136-333)	High (>333)
DTPA extractable Zn (mg kg ⁻¹)	Deficient (< 0.6)	Sufficient (>0.6)	

A split plot design was used for the experiment, which was replicated **thrice**. The experiment included 16 treatments viz., four main plot treatments {control (S₀), seed

inoculation with *Bacillus subtilis* (S₁), soil application of ZnSO₄ @16.25 kg ha⁻¹ (S₂), seed inoculation with *Bacillus subtilis* + soil application of ZnSO₄ @16.25 kg ha⁻¹ (S₃) and four sub plot treatments viz., {control (F₁), foliar spray @0.5% ZnSO₄ at 45 DAS (F₁), foliar spray @0.5% ZnSO₄ at 75 DAS (F₂), foliar spray @0.5% ZnSO₄ at 45 + 75 DAS (F₃)}. Urea was used to provide nitrogen in three separate doses. Zn fertilizer (Zn sulphate monohydrate) was applied to the soil together with one-third of the nitrogen during sowing. At the knee-high stage and pre-tasseling stage, the remaining nitrogen dose was distributed equally. Zn solubilizing bacteria (ZSB) was used to inoculate seeds prior to sowing, after which the seeds were shade dried. Sowing was done on ridges with the help of bed planter. Rows were spaced 60 cm apart and plants were spaced 20 cm apart during the sowing process. Foliar applications of ZnSO₄ were applied at 45 and 75 DAS. The observations were made at 25, 50, and 75 DAS and at harvest. Under the experimental trial, yield data including grain yield (q ha⁻¹), straw yield (q ha⁻¹) and quality parameters including Zn content (mg kg⁻¹) and Zn uptake (g ha⁻¹) in grain and stover were observed. Zn content in grain and stover was determined by using micro plasma atomic emission spectrophotometer (MPAES). In order to determine Zn content in grain and stover, 1 g of processed grain and stover sample was taken in 250 ml Erlenmeyer flask and 15-20 ml of di-acid mixture was added to it. It was heated on a hot plate. The sample was allowed to further heat until the contents of the flask gave a yellowish green appearance and volume was reduced to about 3-5 ml but not to dryness, indicating completion of digestion. After cooling the contents in the flask, digested material was transferred into a 100 ml volumetric flask and made volume 100 ml with distilled water. Aliquot of this solution was used to analyze Zn in plant samples with the help of (MPAES). The following formula was used to calculate the Zn uptake in grains and stover:

$$\text{Zn uptake in grain (g ha}^{-1}\text{)} = \frac{\text{Zn content of grain (mg kg}^{-1}\text{)} \cdot \text{Grain yield (kg ha}^{-1}\text{)}}{1000}$$

$$\text{Zn uptake in stover (g ha}^{-1}\text{)} = \frac{\text{Zn content of stover (mg kg}^{-1}\text{)} \cdot \text{Stover yield (kg ha}^{-1}\text{)}}{1000}$$

3. RESULTS AND DISCUSSION

3.1 Yield parameters

3.1.1 Grain yield (q ha⁻¹)

A crop's grain yield is the result of all the management and other factors that affect growth and yield attributing characteristics throughout the crop's life cycle. The final impact of various treatments on crop economic yield can be used to assess their true efficacy. Table 2 shows the yield information of maize grain. The combination of seed inoculation (*Bacillus subtilis*) + soil application of ZnSO₄ @16.25 kg ha⁻¹ (S₃) produced the highest grain yield (57.5 q ha⁻¹) of maize and was significantly higher than control (S₀), seed inoculation (*Bacillus subtilis*) (S₁) but at

par with soil application of ZnSO₄ @16.25 kg ha⁻¹ (S₂). Treatment S₂ was significantly higher than S₀ but at par with S₁. The grain yield of S₃ was 3.79, 10.58, and 16.16 % higher than that of S₂, S₁, and S₀, respectively. According to Singh *et al.* (2019), Zn soil application during sowing performed noticeably better than control because application of Zn increased the availability of carbohydrates to kernels, increasing yield components such as cob length, number of grains cob⁻¹ and test weight. Improvement in vegetative development of the crop plant produced direct impact on grain output. Foliar treatments had a considerable impact on grain yield as well. Significantly higher grain yield was recorded under foliar spray @0.5% ZnSO₄ at 45 + 75 DAS (F₃) than control (F₀) and foliar spray @0.5% ZnSO₄ at 75 DAS (F₂) but was closely followed by foliar spray @0.5% ZnSO₄ at 45 DAS (F₁). The treatment F₁ was statistically at par with F₂ but showed significantly better results over F₀. F₃ caused up to 1.27, 6.46, 10.89 % increase in grain yield compared to F₁, F₂ and F₀ respectively. According to Jadhav *et al.* (2019), early vegetative stages of plants treated with ZnSO₄ spray produced higher grain yield than control. He observed that foliar nutrition enhanced nutrient uptake and translocation by maize plants which resulted in a notable increase in grain output. The synthesis, accumulation and translocation of photosynthates depend upon efficient photosynthetic structure as well as the extent of translocation into sink (grains) and also on plant growth and development during early stages of crop growth. This may be attributed to fulfillment of the demand of the crop by higher assimilation and translocation of photosynthates from source (leaves) to sink (grains) through supply of required nutrients by foliar spray (Jadhav *et al.* (2019).

3.1.2 Stover yield (q ha⁻¹)

Stover yield of maize has economic worth as it is fed to the animals. It is an important parameter of the biological yield to evaluate its productivity index for judging the ultimate performance of a crop. Table 2 contain information about the yield of stover. The findings showed that S₃ (seed inoculation with *Bacillus subtilis* + soil

Table 2. Effect of seed, soil and foliar application of Zn on grain yield and stover yield of maize

Treatments	Grain yield (q ha ⁻¹)	Stover yield (q ha ⁻¹)
Main plots		
Control	49.5	68.7

Seed inoculation (<i>Bacillus subtilis</i>)	52.0	70.9
Soil application of ZnSO ₄ @16.25 kg ha ⁻¹	55.4	74.4
Seed inoculation (<i>Bacillus subtilis</i>) + soil application of ZnSO ₄ @16.25 kg ha ⁻¹	57.5	76.4
CD (<i>P</i> = 0.05)	3.77	5.26
Sub plots		
Control	50.5	69.4
Foliar spray @0.5% ZnSO ₄ at 45 DAS	55.3	74.1
Foliar spray @0.5% ZnSO ₄ at 75 DAS	52.6	71.4
Foliar spray @0.5% ZnSO ₄ at 45 + 75 DAS	56.0	75.6
CD (<i>P</i> = 0.05)	2.77	3.90

Interactions were found to be non-significant.

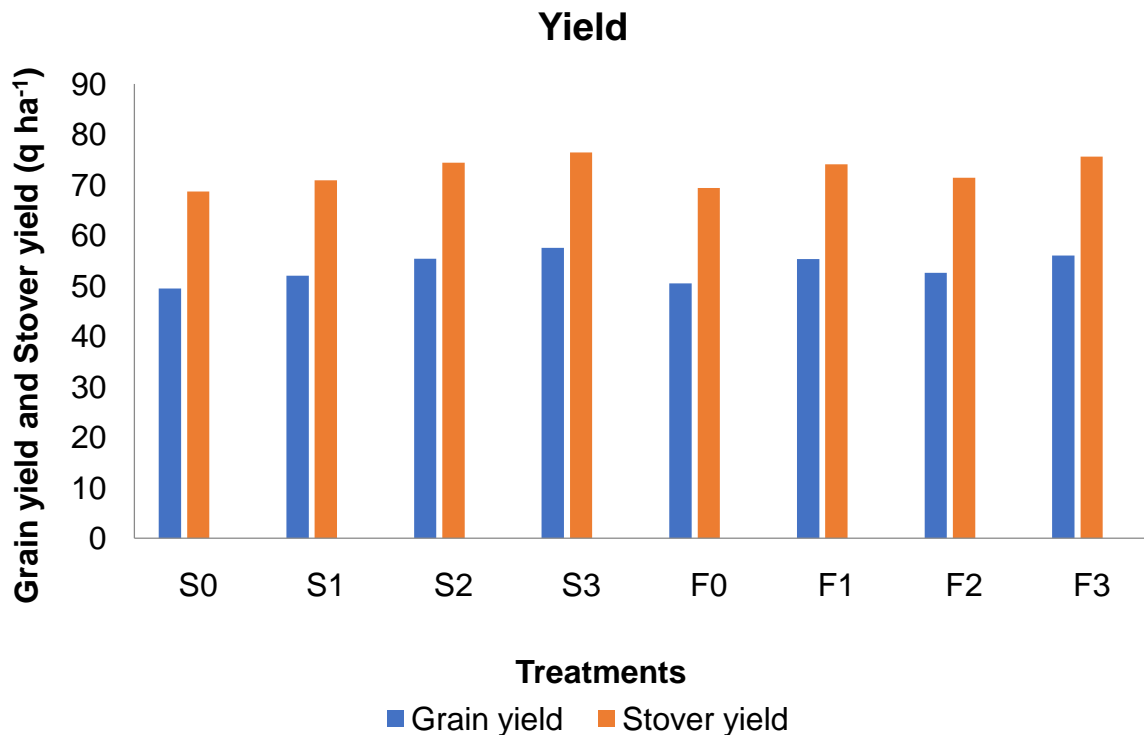


Fig. 1: Effect of seed, soil and foliar application of Zn on grain yield, stover yield of maize

application of ZnSO_4 @ 16.25 kg ha^{-1}) had the highest recorded stover yield of 76.4 q ha^{-1} , which was significantly higher than S_1 (seed inoculation with *Bacillus subtilis*) and S_0 (control) but was at par with S_2 (soil application of ZnSO_4 @ 16.25 kg ha^{-1}). Statistically, the treatment S_2 was at par with S_1 but greatly outperformed S_0 in terms of results. Stover yield for S_3 increased by 11.21, 7.76, and 2.69 % over S_0 , S_1 , and S_2 , respectively. In line with these results, Singh *et al.* (2021) reported soil application of 30 kg ha^{-1} Zn. According to the results of Peddapuliet *al.* (2021), the soil application of RDF + Zn @ 25 kg ha^{-1} increased stover production compared to the control, which may be because Zn speed up photosynthate translocation from source to sink and consequently enhance the yield of stover. According to the data in the table 2, treatment F_3 (foliar spray @0.5% ZnSO_4 at 45 + 75 DAS) had the greatest recorded stover yield followed by treatments F_1 (foliar spray @0.5% ZnSO_4 at 45 DAS) and F_2 (foliar spray @0.5% ZnSO_4 at 75 DAS) while treatment F_0 (control) had the lowest recorded stover yield. Treatment F_1 was significantly higher than F_0 but at par with F_2 . However, significant higher stover yield was recorded under F_3 by 8.93 than F_0 and F_2 by around 5.88 % respectively. According to Gomaa *et al.* (2022), spraying Zn @ 1.2 kg ha^{-1} at 40 and 50 DAS improved stover yield compared to control. When Zn is applied in sufficient amounts, it aids in the regulation of numerous physiological and metabolic processes. It also promotes better nitrogen accumulation, which increases plant height, dry weight, and ultimately stover output.

3.2 Quality parameters

3.2.1 Zn content in grain (mg kg^{-1})

A potential yield response to applied Zn is shown by the Zn content of maize grains. Grain Zn content was revealed by data in table 3. Data analysis showed that S₃ treatment (seed inoculation (*Bacillus subtilis*) + soil application of ZnSO₄ @16.25 kg ha⁻¹) had the highest Zn content in grain (42.59 mg kg⁻¹) whereas S₀ (control) had the lowest (36.41 mg kg⁻¹). In comparison to previous treatments, S₃ revealed considerably more Zn in the grain which was significantly higher than that of S₁ and S₀ but at par with S₂ treatment. The treatment S₂ also gave superior results over S₀ and S₁. Zn content of grain under S₃ treatment increased by 0.78, 14.27 and 16.97 % over S₂, S₁, and S₀, respectively. Similar findings were made by Kandali *et al.* (2021), who discovered that application of Zn to the soil at various quantities increased grain Zn content compared to the control. For foliar application, treatment F₃ treatment (foliar spray @0.5% ZnSO₄ at 45 + 75 DAS) had a higher Zn content of grain (43.23 mg kg⁻¹) than control treatment F₀, which had a lower Zn content (36.65 mg kg⁻¹). However, F₃ treatment was significantly greater than F₀ and F₂ but at par with F₁ in case of Zn content of grain. However, treatment F₁ was significantly better than F₀ but equivalent to F₂ in terms of effectiveness on Zn content of grain. The Zn content of grain of F₃ increased around 6.61, 13.46, and 17.95 % respectively over F₁, F₂ and F₀. According to Arabhanviet *et al.* (2018), foliar application of ZnSO₄ and FeSO₄ @0.5% each at 40 DAS increased the Zn content in grain compared to the control. Increase in micronutrient uptake and content is caused by fixation of externally given inorganic Zn and Fe into organically bound and naturally chelated form of Zn and Fe which favoured their availability and hence boosted uptake (Jan *et al.*, 2020).

3.2.2 Zn content in stover (mg kg⁻¹)

Zn content in stover is presented in table 3. According to the data, the main plots with seed inoculation (*Bacillus subtilis*) + soil treatment of ZnSO₄ @16.25 kg ha⁻¹(S₃) had higher Zn content (56.43 mg kg⁻¹) than control (S₀), which had lower Zn content (47.65 mg kg⁻¹). S₂ demonstrated significantly higher Zn content in stover compared to S₀ but at par with S₁. The treatment S₃ was shown to have an increase of 2.81, 7.94, and 18.43 % over S₂, S₁, and S₀, respectively. The outcomes was in line with results of Tariq *et al.* (2014) who observed that Pioneer-32F 10, Monsanto-6525 and Hycorn-8288 preserved the highest Zn contents in stover as compared to control after soil application of Zn. The findings showed that maize uptakes and accumulates more Zn in stover than in the grains. Zn content in stover was considerably impacted by foliar treatments. Under foliar spray @0.5% ZnSO₄ at 45 + 75 DAS (F₃), the maximum Zn content in stover (54.87 mg kg⁻¹) was discovered, whereas the lowest Zn content in stover (49.06 mg kg⁻¹) was recorded in the control (F₀). Treatment F₃ showed significantly higher results than F₀ but showed closed results with F₁ and F₂. Foliar application F₁ gave significantly better results over F₀ and gave close results with F₂. The increase in Zn content of stover of F₃ was 2.16, 2.35, and 11.84 % compared to F₁, F₂, and F₀, respectively. In addition, Kumar *et al.* (2017) found that Zn content in fodder maize was highest after one foliar application of ZnSO₄ at 30 DAS and two foliar applications at 30 & 45 DAS compared to control. This is because of role of Zn in photosynthesis and metabolic process which increases the production of photosynthates and their translocation to different plant parts, which ultimately increases the content of Zn in stover. According to research by Arabhanviet *et al.* (2018), foliar treatment of ZnSO₄ and FeSO₄ @0.5% each at 40 DAS increased Zn content in stover compared to control.

Table 3. Effect of seed, soil and foliar application of Zn on Zn content in grain and stover of maize

Treatments	Zn content in grain (mg kg ⁻¹)	Zn content in stover (mg kg ⁻¹)
Main plots		
Control	36.41	47.65
Seed inoculation (<i>Bacillus subtilis</i>)	37.27	52.28
Soil application of ZnSO ₄ @16.25 kg ha ⁻¹	42.26	54.89
Seed inoculation (<i>Bacillus subtilis</i>) + soil application of ZnSO ₄ @16.25 kg ha ⁻¹	42.59	56.43
CD (<i>P</i> = 0.05)	4.76	4.16
Sub plots		
Control	36.65	49.06
Foliar spray @0.5% ZnSO ₄ at 45 DAS	40.55	53.71
Foliar spray @0.5% ZnSO ₄ at 75 DAS	38.10	53.61
Foliar spray @0.5% ZnSO ₄ at 45 + 75 DAS	43.23	54.87
CD (<i>P</i> = 0.05)	2.89	4.23

Interactions were found to be non-significant.

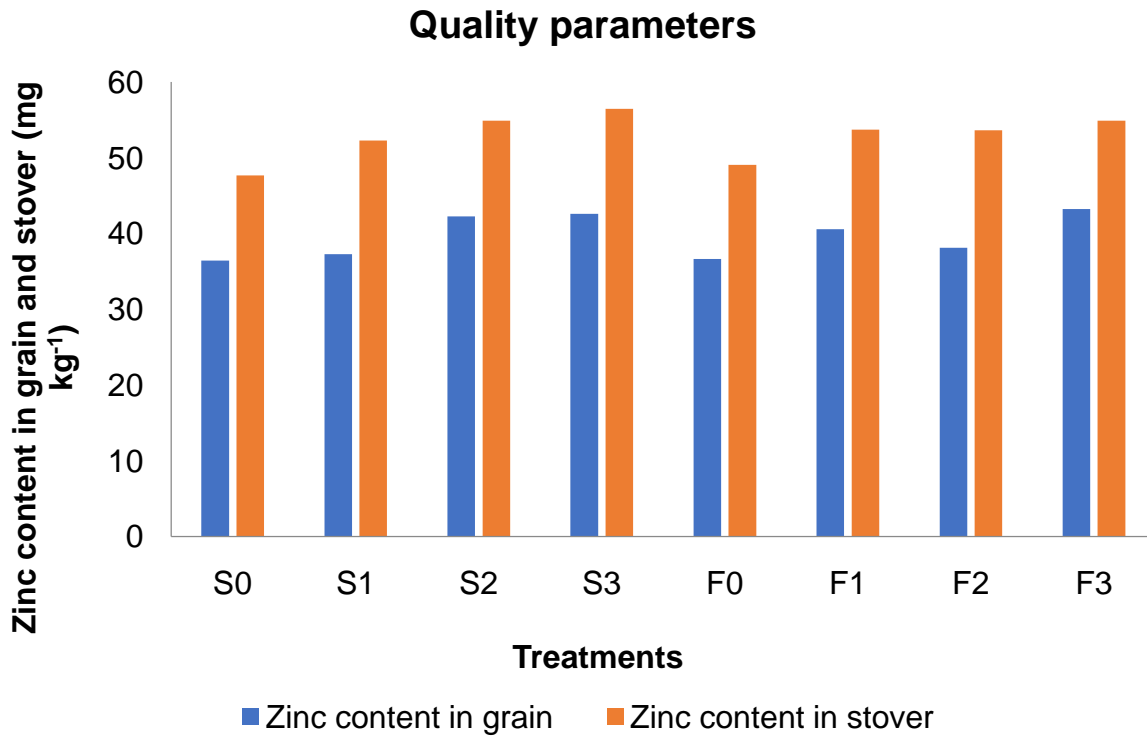


Fig. 2: Effect of seed, soil and foliar application of Zn on Zn content in grain and stover of maize

3.2.3 Zn uptake in grain (g ha⁻¹)

Table 4 provide the findings about Zn uptake in grain. The results showed that treatment S₃ (seed inoculation (*Bacillus subtilis*) + soil application of ZnSO₄ @16.25 kg ha⁻¹) had the highest grain Zn uptake (245.4 g ha⁻¹) followed by treatment S₂ (soil application of ZnSO₄ @16.25 kg ha⁻¹), S₁ (seed inoculation (*Bacillus subtilis*)) and S₀ (control). The treatment S₃ showed significantly higher results than S₀ and S₁ but at par with S₂. Soil application of Zn @16.25 kg ha⁻¹ also outperformed S₀ and S₁. Zn uptake in grain of S₃ increased by 4.87, 25.98, and 35.43 % compared to S₂, S₁ and S₀, respectively. According to Dwivedi *et al.* (2002), Zn has a crucial part to play in the production of enzymes and has a positive impact on plant metabolism, enabling plants to uptake more nutrients. Higher uptake of Zn is a result of improved mineralization of potassium and Zn by KSB and ZSB, which led to higher availability and high Zn content (Patil *et al.*, 2022). The sub-plot treatment F₃ (foliar spray @0.5% ZnSO₄ at 45 + 75 DAS) had the highest grain Zn uptake (242.7 g ha⁻¹) while F₀ (control) had the lowest (186.3 g ha⁻¹). F₃ showed significantly better results than F₀, F₁ and F₂, meanwhile, F₁ showed significantly higher results than F₀ and F₂. Increases in Zn uptake in grain under F₃ was 7.87, 20.45, and 30.27 % over F₁, F₂, and F₀, respectively. The increased metabolic processes and enzyme activity caused by Zn nutrition play an important role in its uptake, which improves quality metrics. According to Arabhanviet *al.* (2018), foliar ZnSO₄ and FeSO₄ application @0.5% each at 40 DAS improved Zn uptake in grain when compared to control.

3.2.4 Zn uptake in stover (g ha⁻¹)

Zn uptake by maize was significantly impacted by Zn treatment. The data is shown in table 4, which concluded that S₃ (seed inoculation (*Bacillus subtilis*) + soil application of ZnSO₄ @16.25 kg ha⁻¹) had significantly much higher Zn uptake in stover than S₀ and S₁. The treatment S₂ also gave better results than S₀ but showed very close results with S₁. Zn uptake in stover increased by 31.81, 16.20, and 5.63 % in the case of S₃ (seed inoculation (*Bacillus subtilis*) + soil application of ZnSO₄ @16.25 kg ha⁻¹) compared to S₀ (control), S₁ (seed inoculation (*Bacillus subtilis*) and S₂ (soil application of ZnSO₄ @16.25 kg ha⁻¹). In comparison to the control, Zn uptake

Table 4. Effect of seed, soil and foliar application of Zn on Zn uptake in grain and stover of maize

Treatments	Zn uptake in grain (g ha ⁻¹)	Zn uptake in stover (g ha ⁻¹)
Main plots		
Control	181.2	327.6
Seed inoculation (<i>Bacillus subtilis</i>)	194.8	371.6
Soil application of ZnSO ₄ @16.25 kg ha ⁻¹	234.0	408.8
Seed inoculation (<i>Bacillus subtilis</i>) + soil application of ZnSO ₄ @16.25 kg ha ⁻¹	245.4	431.8
CD (<i>P</i> = 0.05)	27.8	45.4
Sub plots		
Control	186.3	341.4
Foliar spray @0.5% ZnSO ₄ at 45 DAS	225.0	398.3
Foliar spray @0.5% ZnSO ₄ at 75 DAS	201.5	383.6
Foliar spray @0.5% ZnSO ₄ at 45 + 75 DAS	242.7	416.4
CD (<i>P</i> = 0.05)	16.1	38.1

Interactions were found to be non-significant.

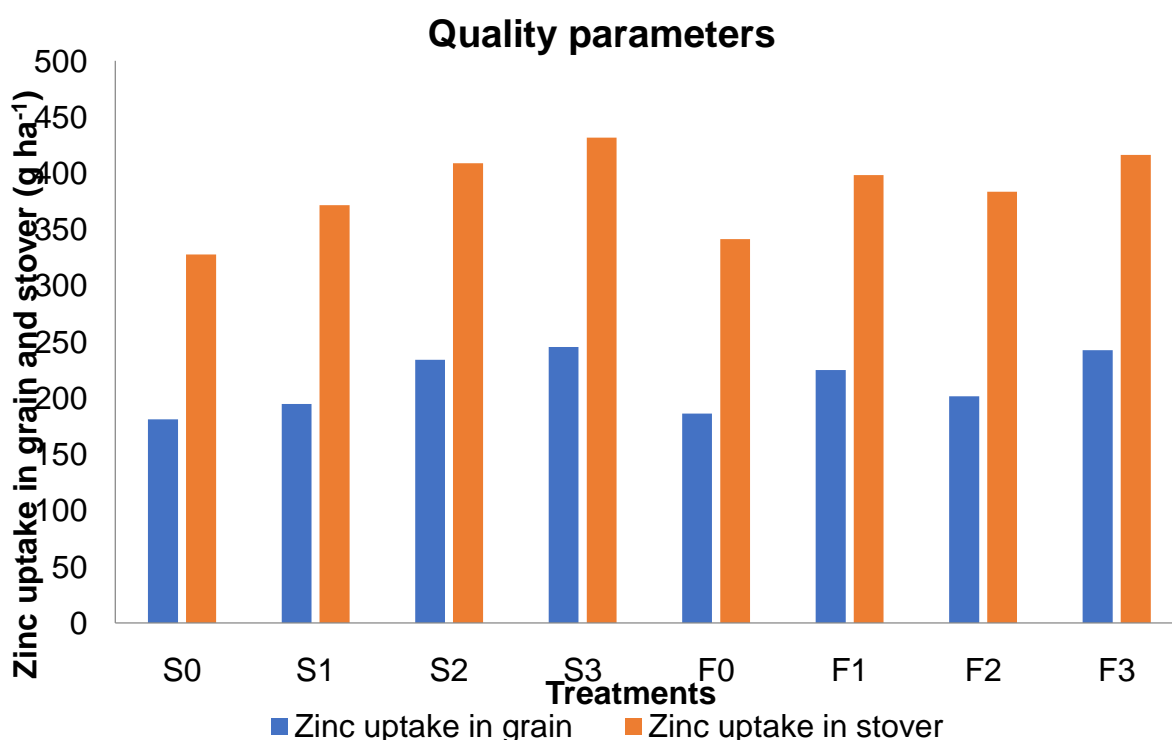


Fig. 3: Effect of seed, soil and foliar application of Zn on Zn uptake in grain and stover of maize

in fodder maize was increased when $\text{ZnSO}_4 \cdot \text{H}_2\text{O}$ @16 kg ha⁻¹ was applied, according to Kumar *et al.* (2021). The fluctuation in applied Zn availability in the root zone and their function in the growth and development of the plant can both be attributed to the rise in Zn uptake that resulted from their increased application (Chaudhary and Sinha, 2007). Similar to this, treatment F₃ (foliar spray @0.5% ZnSO_4 at 45 + 75 DAS) recorded the highest stover Zn uptake (416.4 g ha⁻¹), whereas F₀ (control) recorded the lowest (341.4 g ha⁻¹). F₃ outperformed F₀ but gave closer results to F₁ and F₂. The foliar treatment F₁ was significantly higher than F₀ but gave the same results as F₂. The percentage increase in Zn uptake in stover for F₃ over F₁, F₂, and F₀ was 4.54, 8.55, and 21.96 %, respectively. According to Kumar *et al.* (2017), higher dry fodder yield and a significant rise in content both have the impact on enhancing Zn uptake. According to Kumar *et al.* (2017), Zn uptake in fodder maize was at its highest when one foliar spray of ZnSO_4 was provided at 30 DAS and two foliar applications were given at 30 & 45 DAS in comparison to control. According to Arabhanviet *al.* (2018), foliar treatment of ZnSO_4 and FeSO_4 @0.5% each at 40 DAS improved Zn uptake in stover compared to control.

4. CONCLUSION

Based on the current research findings, it can be confidently concluded that the combination of seed inoculation with *Bacillus subtilis* along with the soil application of ZnSO_4 at a rate of 16.25 kg (S₃) has demonstrated a significant positive impact on

both crop yield and quality parameters. Moreover, the application of ZnSO₄ through foliar at a content of 0.5% during two key stages of crop growth, specifically at 45 and 75 days after sowing (DAS) under treatment F₃, has also shown remarkable results in terms of enhancing both crop yield and quality parameters.

REFERENCES

1. Alloway B J. Soil factors associated with Zn deficiency in crops and humans. *Environ Geochem Health*. 2009;**31**:537-48.
2. Arabhanvi F and Hulihalli U K. Agronomic fortification with Zn and iron to enhancing micro nutrient content in sweet corn grain to ameliorate the deficiency symptoms in human beings. *Int J Curr Microbiol App Sci*. 2018; **7**:333-40.
3. Brewer G J, Kanzer S H, Zimmerman E A, Molho E S, Celmins D F, Heckman S M and Dick R. Subclinical Zn deficiency in Alzheimer's disease and Parkinson's disease. *Am J Alzheimers Dis Other Demen*. 2010; **25**:572-75.
4. Chaudhary S K and Sinha N K. Effect of levels of nitrogen and Zn on grain yield and their uptake in transplanted rice. *Oryza*. 2007; **44**:44-47.
5. Dwivedi S K, Singh R S and Dwivedi K N. Effect of sulphur and Zn nutrition on yield and quality of maize in Typic Ustochrept soil of Kanpur. *J Indian Soc Soil Sci*. 2002; **50**:70-74.
6. Ehsanullah, Tariq A, Randhawa M A, Anjum S A, Nadeem M, Naeem M. Exploring the role of Zn in maize (*Zea mays* L.) through soil and foliar application. *Univers J Agric Res*. 2015;**3**:69-75.
7. FAO 2014. Undernourishment around the world in 2014. *The State of Food Insecurity in the World*. Pp:8-12.
8. Ghosh S, Pareek N, Rawerkar K P, Chandra R, Pachauri S P and Kaushik S. Prospective Zn solubilizing microorganisms for enhanced growth and nutrition in maize (*Zea mays* L.). *Int J Curr Microbiol App Sci*. 2019; **8**:2771-784.
9. Gomaa M A, A El-Said I, A El-Sorady G, Felija A S S A, Kandil E E. Response of maize to different application methods and rates of fulvic acid and Zn under soil affected by salinity conditions. *Egypt Acad J Biol Sci*. 2022; **13**:121-28.
10. Harris D, Rashid A, Mira G, Arif M, Shah H. 'On-farm' seed priming with Zn sulphate solution- a cost effective way to increase the maize yields of resource- poor farmers. *Field Crops Res*. 2007;**102**:119-127.
11. Hossain M A, Jahiruddin M, Islam M R, Mian M H. The requirement of Zn for improvement of crop yield and mineral nutrition in the maize-mungbean-rice system. *Plant Soil*. 2008; **306**:13-22.
12. Jadhav A, Amaregouda A, Patil R P, Meena M K and Beladhadi R V . Influence of foliar nutrition of ZnSO₄ and GA₃ on morpho-physiological and yield parameters of maize (*Zea mays* L.). *Int J Chem Stud*. 2019; **7**:2809-812.
13. Jan B, Bhat T A, Sheikh T A, Wani O A, Bhat M A, Nazir A, Fayaz S, Mushtaq T, Farooq A, Wani S and Rashid A . Agronomic bio-fortification of rice and maize with iron and Zn: a review. *Int Res J Pure Appl Chem*. 2020; **21**:28-37.
14. Kandali G G, Yadav N, Karmakar R M and Tamuly D. Enrichment of maize grains with Zn through agronomic biofortification. *J Indian Soc Soil Sci*. 2021; **69**:195-202.
15. Kumar B and Ram H. Biofortification of maize fodder with Zn improves forage productivity and nutritive value for livestock. *J Anim Feed Sci*. 2021; **30**:149-58.

16. Kumar R, Singh M, Meena B S, Ram H, Parihar C M, Kumar S, Yadav M R, Meena R K, Kumar U and Meena V K. Zn management effects on quality and nutrient yield of fodder maize (*Zea mays* L.). *Indian J Agric Sci.* 2017; **87**:29-33.
17. Leach K A, Hameleers A. The effects of a foliar spray containing phosphorus and Zn on the development, composition and yield of forage maize. *Grass Forage Sci.* 2011; **56**:311-15.
18. Mumtaz M Z, Malik A, Nazli F, Latif M, Zaheer A, Ali Q, Jamil M and Ahmad M. Potential of Zn solubilizing *Bacillus* strains to improve growth, yield and quality of maize (*Zea mays* L.). *Int J Agric Bio.* 2020; **24**:691-98.
19. Patil A, Girijesh G K, Salimath S B, Nandish M S and K V S K. Effect of potassium and Zn solubilizing microorganisms on nutrient availability in soil, nutrient uptake by groundnut, soil microbial population and yield of groundnut in coastal zone. *J Pharm Innov.* 2022; **11**:1200-205.
20. Peddapuli M, Venkateswarlu B, Prasad P V N and Rao C S 2. Growth and yield of sweetcorn as influenced by Zn fertilization. *Int J Environ Agric Biotech.* 2021; **14**:175-79.
21. Potarzycki J, Grzebisz W. Effect of Zn foliar application on grain yield of maize and its yielding components. *Plant Soil Environ.* 2009; **55**:519-27.
22. Singh A, Singh G, Singh B and Singh B. Fortification of maize (*Zea mays* L.) by methods and time of Zn application. *J PharmacognPhytochem.* 2019; **8**:131-34.
23. Singh J, Pratap R, Singh A, Kumar N and Kritiy. Effect of nitrogen and Zn on growth and yield of maize (*Zea mays* L.). *Int J Bio-resour Stress Manag.* 2021; **12**:179-85.
24. Subedi K D, Ma B L. Nitrogen uptake and partitioning in stay-green and leafy maize hybrids. *Crop Sci.* 2009; **45**:740-47.
25. Tariq A, Anjum S A, Randhawa M A, Ullah E, Naeem M, Qamar R, Ashraf U and Nadeem M. Influence of Zn nutrition on growth and yield behaviour of maize (*Zea mays* L.) hybrids. *Am J Plant Sci.* 2014; **5**:2646-654.