

Original Research Article

Status, diversity and species composition of wetland birds in Vaduvloor Bird Sanctuary, Tiruvarur district, Tamil Nadu, India

Abstract

Birds serve as the best indicators of wetland function and as measures of success in wetland management, restoration, and creation. This study was conducted from 2022 to 2024 in the Vaduvloor Bird Sanctuary of Tiruvarur district. Year-wise species diversity, richness, relative diversity, evenness, density, and relative abundance were calculated. A total of 147 bird species belonging to 48 families and 18 orders were recorded. The maximum diversity and evenness were observed in 2024 (3.05 and 0.37), while the minimum values were recorded in 2023 (2.11 and 0.21). The total density was highest in 2023 (162.68/ha) and lowest in 2024 (27.82/ha), and species richness peaked in 2022 (117) and was lowest in 2024 (84). This sanctuary complex supports three IUCN Red-listed, four Near Threatened species: Curlew Sandpiper (*Calidris ferruginea*), Spot-billed Pelican (*Pelecanus philippensis*), Black-headed Ibis (*Threskiornis melanosephalus*), and Oriental Darter (*Anhinga melanogaster*), two vulnerable species: Yellow-throated Bulbul (*Pycnonotus xantholaemus*) and River Tern (*Sterna hirundo*), and one Endangered species – Lesser Sand Plover (*Charadrius mongolus*).

Comment [DN1]: Include the methods here

Conclusion?? And So what?

Keywords: - Wetland, Water birds, Vaduvloor Bird Sanctuary, Year-wise variations

Introduction

Birds are a diverse group of warm-blooded vertebrates known for their feathers, beaks, ability to lay hard-shelled eggs, and, in many cases, their capacity for flight. They inhabit a wide range of ecosystems worldwide, including forests, grasslands, deserts, ~~and~~ oceans (McWilliams *et al.*, 2021; Idahoret *et al.*, 2021), woodlands, gardens, swamps, Lakes & Rivers (Ref.). With a greater number of species spread across nearly the entire Earth than any other class of vertebrates (Ref.), birds exhibit a remarkable variety of sizes, from tiny hummingbirds to towering ostriches. Their physical characteristics also vary greatly, including colours, patterns, and specialized adaptations for different lifestyles. Birds are widely acknowledged as essential for biodiversity conservation (Ref.). Their diversity within an area fulfils crucial ecological functions such as pollination, seed dispersal, and pest control

(Ref...). Additionally, birds are valuable indicators of biodiversity shifts and ecosystem health, serving as bioindicators (Ref...). Recognizing the importance of each bird species is vital for maintaining ecological balance and a healthy environment (Krishnamoorthi *et al.*, 2020; Baranidharan *et al.*, 2018).

The Indian subcontinent is home to approximately 1,340 bird species, constituting over 13% of the global avian diversity (Ref...). Among the 1340 bird species found in India, 302 are water birds, 57 are endemic to the region, 3 are breeding endemics, and 85 are classified as threatened (Birdlife International, 2019). The birds that are ecologically dependent on wetlands are called waterfowl or aquatic birds according to Ramsar Convention (1975). Wetland is an "Area of marsh, fen, peatland or water whether natural or artificial, permanent or temporary with water, that is static or flowing, fresh, brackish or salt including areas of marine water, the depth of which does not exceed 6 meters" (Ramsar convention, 2004; Gupta *et al.*, 2011). Wetlands, thesecond most productive ecosystems after tropical rainforests (Ekhande *et al.*, 2012), nurture migratory aquatic avian and resident avian species, enhancing wetland richness and productivity (Gibbs, 1993; Paracuellos, 2006). Conserving wetlands is paramount to safeguard threatened and endangered species (Abir *et al.*, 2014). The discharge of sewage and agricultural runoff constitutes significant factors introducing various nutrients into wetland ecosystems, leading to their degradation and potential demise (Koiri *et al.*, 2024; Sudhira and Kumar, 2000).

The Vaduvor Bird Sanctuary serves as a crucial habitat for numerous wetland birds. Despite its importance, there has been a notable absence of systematic studies focusing on wetland birds in terms of seasonal patterns, diversity, evenness, richness, and density. Therefore, this study was undertaken with the primary objective of conducting an inventory of wetland birds within the Vaduvor Bird Sanctuary.

Methodology

Study Area

Vaduvor bird sanctuary (SriKodandaramaswamieri) is located between 10°42'9.39"N latitude and 79°19'4.94"E longitude and covers an area of over 128.10 ha (1.28 sq.km) in Vaduvor Agraharam village of Mannargudi Taluk of Tiruvarur District in Tamil Nadu. It is comprised of small man-made reservoirs connected by an ancient network of canals and these reservoirs are fed by the Mettur reservoir and are situated in the semi-arid district of Thiruvarur was created in 1999. The tank water is

Comment [DN2]: Use the current ref of 2024

Comment [DN3]: Talk about the study on Status Of Wetlands and Wetland Birds in Selected Districts of Tamilnadu By Lalitha Vijayan & S. N. Prasad, 2006 as one of the few studies in the wetlands of the district which may cover this study site. It is old but at least gives some history.

Comment [DN4]: Why do you want to know what's there? Is it for tourism or for conservation purposes or both? Or is it for another business? The objective needs to be qualified.

Comment [DN5]: The Birdlife International and Ramsar fact sheet give some detail not included here especially on understanding the threats and their drivers, as well as the importance of the site. They should be included.

extensively

utilizing

utilized by the villagers for agriculture. As the sanctuary is basically an irrigation tank, there is no forest vegetation within the sanctuary. *Acacia nilotica* plantations raised by Social Forestry Wing stand on the western boundary of the sanctuary. Other species present in the sanctuary include *Azadirachta indica*, *Melia azadirach*, *Pongamia pinnata*, Coconut, Palmyrah, etc. A variety of medicinal plants, mostly in the form of shrubs and climbers, come up annually on the sanctuary bunds. A large portion of the tank on the northern side, close to the steel watch tower, has been encroached by Water hyacinth and Ipomoea.

Methodology

The field survey was conducted last three years from 2022 to 2024 using the total count method. Wherever possible, researchers walked in and around the wetlands or selected specific vantage points to count all the birds (Gupta *et al.*, 2011). The survey was carried out during dusk and dawn times, from 6:30 am to 10:00 am in the morning and 4:00 pm to 6:30 pm in the evening. Observations were made using binoculars (Nikon 7x50), and photographs of birds were taken using a camera (Nikon P900). Bird identification was confirmed using reference books such as "Birds of the Indian Subcontinent" (Grimmett *et al.*, 1999) and "The Book of Indian Birds" by Salim Ali (1996).

Data Analysis

Shannon-Weiner index of diversity (Shannon and Wiener, 1963) was used to assess the bird species diversity in Vaduvor Bird Sanctuary.

The formula for calculating the Shannon diversity index is

$$H' = - \sum P_i \ln P_i$$

Where H' = Shannon index of diversity, P_i = the proportion of the i th species in the landscape element, $\ln P_i$ = Natural logarithm of the proportion of each species.

Richness was calculated by counting the number of species observed in a particular season and particular place (Harisha and Hosetti, 2009).

$$\text{Species richness} = \text{Number of species recorded}$$

Pielou's evenness index was utilized to estimate the species evenness within the Vaduvor Bird Sanctuary. This index provides a measure of how evenly distributed the

Comment [DN6]: Describe the methods in a replicable manner, so that if someone wants to repeat it, the results can be comparable. E.g. how often in the year, is it everyday? Every week? Twice a day everyday?
Describe the route well, was it a constant path every time, straight transects? Existing Paths? Were the vantage points permanent points? Or Where they random for every survey. How big was the manpower, 2 researchers or?
What did you use for clarification of the species into the RedList classes? Describe it here.

Comment [DN7]: Only those seen, or even those heard? It might be possible that you saw all birds, it being a man-made Tank, but you should say it for clarity.

individuals are among different species, indicating the level of evenness in the community (Ekhande *et al.*, 2012).

$$\text{Evenness/Equitability} = H'/H'\text{max}$$

Where, H' = Value recorded from Shannon-Weiner diversity index and H' max = Maximum possible value of H' .

The Relative Abundance (Anjos, 2004 and Ayenalem & Bekele, 2008) was analyzed from the collected data during the study period using the following formula:

$$\text{Relative Abundance} = \frac{\text{Number of individual of species}}{\text{Number of individuals of all species}} \times 100$$

The density is an utterance of the numerical strength of a particular species where the total number of individuals of each species in a particular season divided by the total area of the wetland (Ramamurthy and Rajakumar, 2014).

Comment [DN8]: This is not clear. Rephrase for clarity

Results and Discussion

The current investigation revealed that 147 species of birds belonging to 48 families and 18 orders were recorded during last 3 years in Vaduvloor bird sanctuary. During this study, 140 Least Concern, four Near Threatened species viz., Curlew Sandpiper *Calidris ferruginea*, Spot billed Pelican *Pelecanus philippensis*, Black Headed Ibis *Threskiornis melanocephalus* and Oriental Darter *Anhinga melanogaster*; two Vulnerable viz., Yellow Throated Bulbul *Pycnonotus xantholaemus* and River Tern *Sterna hirundo* and one Endangered – Lesser Sand Plover (*Charadrius mongolus*) were observed (Figure 1). This research finding was in line with findings of Baranidharan *et al.* (2022), with a total of 36 species of birds belonging to 13 families and 4 orders with Six Near Threatened species were observed: Oriental Darter (*Anhinga melanogaster*), Painted Stork (*Mycteria leucocephala*), Spot billed Pelican (*Pelecanus philippensis*), White Necked Stork (*Ciconia episcopus*), White Ibis (*Threskiornis melanocephalus*) and Black-Tailed Godwit (*Limosa limosa*). also in addition, One IUCN Red List Vulnerable Species River Tern (*Sterna aurantia*) was also found to be in the Karaivetti bird sanctuary. Similar study was conducted by Krishnamoorthi *et al.* (2020) who found the 72 species of birds belonging to 38 families and 17 orders with three Near Threatened species Oriental Darter *Anhinga melanogaster*, Painted Stork *Mycteria leucocephala* and Spot billed Pelican *Pelecanus philippensis* were found in the Vellore bird sanctuary. A similar analysis study was done by Vas *et al.* (2023) in Neyveli Lignite

Comment [DN9]: Was this study in this current study site, or in another site? Please clarify.

Comment [DN10]: How are these sites comparable to the study site? Since you are comparing their results, you should have described them briefly in the study sites section, just focusing on how similar they are to Vaduvloor Bird sanctuary. Then the comparisons will make sense to the reader.

Corporation India Limited (NLCIL) in Neyveli, Tamil Nadu who identified the 107 different species comprising of 21 orders and 45 orders with three Near Threatened species.

Species diversity

Regarding the species diversity in Vaduvloor bird sanctuary during different years, the maximum species diversity was recorded in the 2024 (3.05) followed by 2022 (2.63) whereas the minimum species diversity was obtained in the 2023 (2.11). Similar findings were found by Manohara *et al.* (2016) on analysing the species diversity in Magadi bird sanctuary, Karnataka and they reported that the maximum diversity in 2012-2013 (1.01) and minimum diversity in 2015-16 (0.64). Concerning to the species richness of Vaduvloor bird sanctuary, the highest richness was found in the 2022 (117) followed by 2023 (93) and the lowest species richness was noted in the 2024 (84). A similar finding was found by Manohara *et al.* (2016) in Magadi bird sanctuary, Karnataka with maximum species richness was observed in 2012-13 (33) and minimum in 2015-16 (27). Pertaining to evenness of Vaduvloor bird sanctuary the highest evenness was noted during 2024 (0.37) followed by 2022 (0.29) and the lowest evenness was recorded during 2023 (0.21) (Table 1 & Figure 2& 3). The results were in accordance with findings of Anika and Parasharya (2013) with maximum evenness during summer (0.6273 ± 0.0518) and minimum in winter (0.5117 ± 0.0285).

Comment [DN11]: In which site?

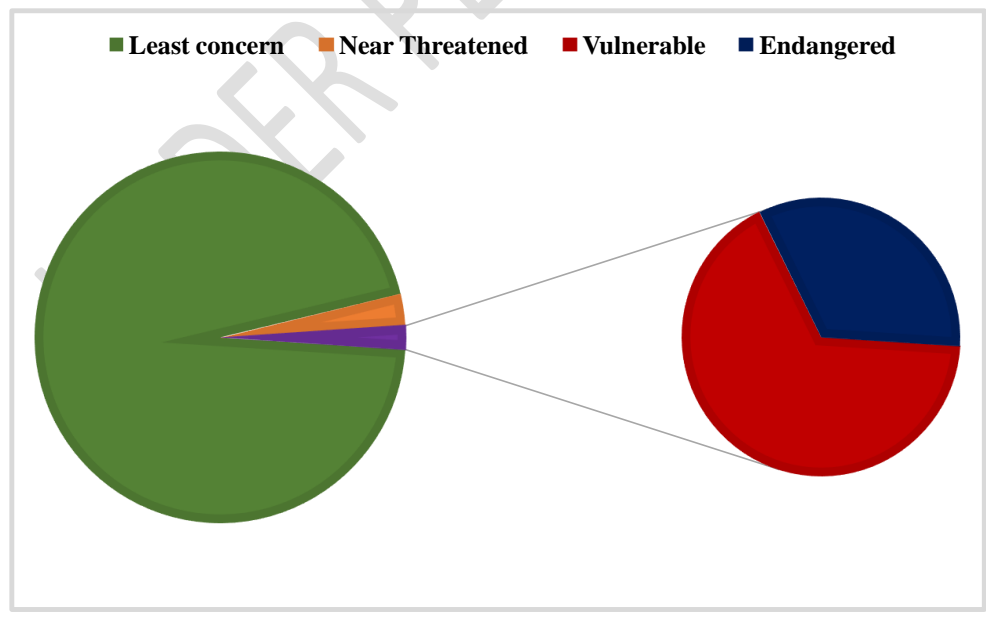


Figure 1. IUCN status of Birds in Vaduvloor bird sanctuary

Table 1. Year-wise avian species diversity, total density richness and evenness of Vaduvloor bird sanctuary

Year	Total density	Richness	Diversity	Evenness
2022	72.07	117	2.63	0.29
2023	162.68	93	2.11	0.21
2024	27.82	84	3.05	0.37

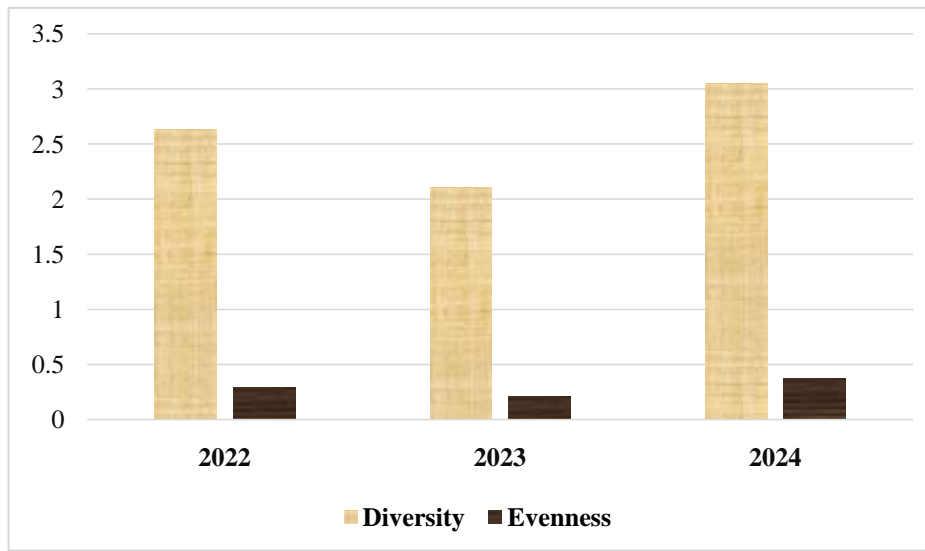


Figure 2. Year-wise avian diversity and evenness of Vaduvloor bird sanctuary

Total density

The current investigation revealed that the maximum total density of Vaduvloor lake was recorded in 2023 (162.68/ha) followed by 2022 (72.07/ha) whereas the minimum total density was recorded in 2024 (27.82/ha). This result was in line with the results of Krishnamoorthi *et al.* (2020) who stated that the maximum total density was observed in monsoon season (1556.99/sq.km) and the lowest observed in the winter season (948.18 /sq.km)(Table 1 & Figure 3). Pertaining to the species density, the highest density was obtained in the Black headed Ibis (31.226/ha) followed by Asian open billed stork (6.766/ha) and Baya weaver (4.356/ha) while the lowest density (0.003/ha) was noted in the Cinnamon bittern, Wood sandpiper, Glossy ibis, Yellow Bittern, Ruff, Indian paradise flycatcher, Crested Serpent Eagle, Indian pitta, Western Marsh Harrier and Jerdon's Bushlark. In 2023, the maximum density was obtained in Cattle Egret (46.838/ha) followed by Asian Open-bill Stork (36.230/ha) and Black-headed Ibis (36.066/ha) while the minimum density (0.008/ha)

Comment [DN12]: Lake or sanctuary? Be consistent not to confuse the reader

Comment [DN13]: In which site?

Comment [DN14]: All names of birds should be capitalized. This is a general comment for the whole manuscript. Another general comment is to include the *Latin Name* for every first time you mention a Bird's name. So all these species should have been mentioned above, if not, add the Latin names for those appearing for the first time.

was obtained in the Sirkeer Malkoha, Blue-faced Malkoha, Grey-bellied Cuckoo, Common Cuckoo, Shikra, Greater Racket-tailed Drongo, Loten's Sunbird, Gray Wagtail and White-browed wagtail. In 2024, the highest density was noted in the Cattle Egret (4.411/ha) followed by Common Myna (3.903/ha) and House Crow (3.123/ha) and the lowest (0.008/ha) in Blue-faced Malkoha, Indian Cuckoo, Common Tern, Purple Heron, Indian Golden Oriole and Booted Warbler (Table 2, 3 & 4). This result was in consonance with the results of Baranidharan *et al.* (2022) who stated that the maximum density was recorded in Large Egret (57/sq. km) followed by Cattle Egret(56/sq.km), Little Cormorant (50/sq.km), Spot Bill duck (32/sq.km) and the lowest density as recorded in Darter, Purple Heron, Eurasian Spoon Bill and Common Teal (1.5 /sq.km).

Comment [DN15]: For which site?

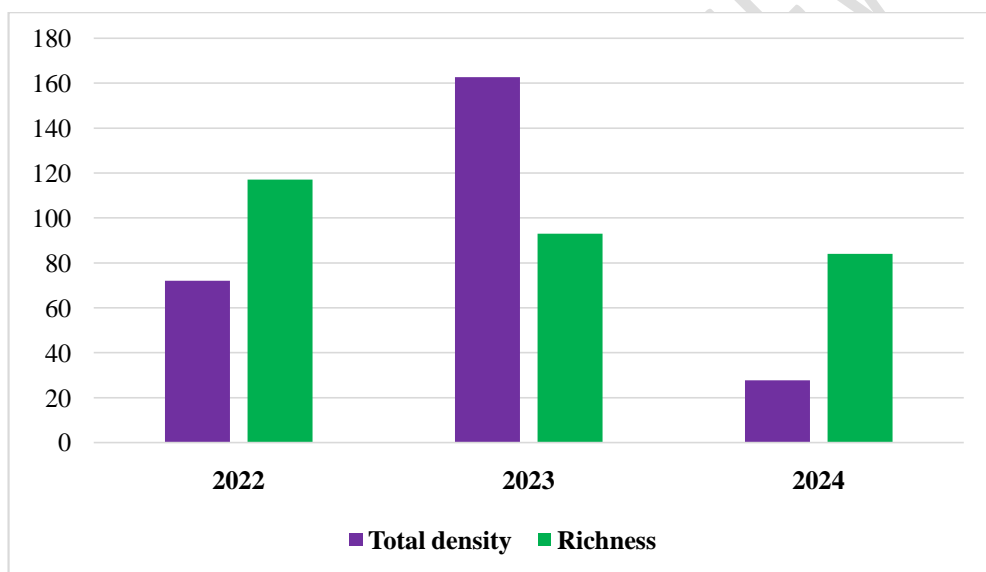


Figure 3. Year-wise avian density and richness of Vaduvloor bird sanctuary

Relative Abundance

Pertaining to relative abundance during different years, the highest relative abundance was noted in the Black headed ibis (43.32%) followed by Asian open billed stork (9.38%) and Baya weaver (6.04%) while the minimum (0.004%) was noted in the Cinnamon bittern, Wood sandpiper, Glossy ibis, Yellow Bittern, Ruff, Indian paradise flycatcher, Crested Serpent Eagle, Indian pitta, Western Marsh Harrier and Jerdon’s Bushlark in 2022. In 2023, the highest relative abundance was observed in Cattle Egret (28.79%) followed by Asian Open-bill Stork (22.27%) and Black-headed Ibis (22.16%) while the lowest relative abundance (0.005%) was recorded in the Sirkeer Malkoha, Blue-faced Malkoha, Grey-bellied

Cuckoo, Common Cuckoo, Shikra, Greater Racket-tailed Drongo, Loten's Sunbird, Gray Wagtail and White-browed wagtail. In 2024, the maximum relative abundance was noted in the Cattle Egret (15.85%) followed by Common Myna (14.03%) and House Crow (11.22%) and the lowest (0.028%) in Blue-faced Malkoha, Indian Cuckoo, Common Tern, Purple Heron, Indian Golden Oriole and Booted Warbler (Table 2, 3 & 4). Bibi *et al.*, (2003) reported similar findings in Taunsa Barrage wildlife sanctuary, Pakistan and observed Eurasian Coot was the most abundant species (13.3%) followed by Cattle Egret (12.3%), Little White Egret (11.5%), Common Pochard (8.9%), House Crow (5.8%) etc.

Table 2. Avian density and relative abundance during 2022 of Vaduvloor Bird Sanctuary

S. No.	Species	Density (ha)	Relative abundance (%)
1.	Asian Open Billed Stork	6.766	9.387
2.	Black Headed Ibis	31.226	43.323
3.	Black Winged Stilt	1.327	1.841
4.	Cinnomon Bittern	0.003	0.004
5.	Common Coot	0.338	0.469
6.	Gray Headed Swanphen	0.013	0.018
7.	White Breasted Water Hen	0.143	0.199
8.	Little Grebe	0.031	0.043
9.	Little Ringed Plover	0.039	0.054
10.	Little Stint	0.018	0.025
11.	Northern Shoveler	0.598	0.830
12.	Oriental Darter	0.109	0.152
13.	Paddy Field Pipit	0.052	0.072
14.	Pheasant Tailed Jacana	0.005	0.007
15.	Spoon Bill	0.044	0.061
16.	Red Wattled Lapwing	0.177	0.245
17.	Yellow Wattled Lapwing	0.005	0.007
18.	River Tern	0.005	0.007
19.	Grey Heron	0.268	0.372
20.	Indian Pond Heron	0.419	0.581
21.	Night Heron	1.561	2.166
22.	Purple Heron	0.029	0.040
23.	Indian Cormorant	1.795	2.491
24.	Little Cormorant	1.954	2.711
25.	Cattle Egret	2.758	3.827
26.	Greater Egret	0.096	0.134
27.	Intermediate Egret	0.151	0.209
28.	Little Egret	1.743	2.419
29.	Garganey	0.005	0.007
30.	Northern Pintail	0.820	1.137
31.	Indian Spot Billed Duck	0.960	1.332
32.	Common Sandpiper	0.122	0.170
33.	Wood Sandpiper	0.003	0.004
34.	Glossy Ibis	0.003	0.004

Comment [DN16]: As you did for evenness and richness, summarise these tables into preferably figures or shorter tables. These long tables should go into the Appendices to avoid distortion of the text flow

35.	Western Reef Egret	0.021	0.029
36.	Yellow Bittern	0.003	0.004
37.	Bar-Headed Goose	0.005	0.007
38.	Cotton Pygmy Goose	0.026	0.036
39.	Common Teal	0.973	1.350
40.	Green Bee-Eater	0.304	0.422
41.	Lesser Sand Plover	0.018	0.025
42.	Curlew Sandpiper	0.026	0.036
43.	Common Moorhen	0.018	0.025
44.	Lesser Whistling Duck	0.489	0.679
45.	Little Terns	0.010	0.014
46.	Ruff	0.003	0.004
47.	Sanderling	0.026	0.036
48.	Green Sandpiper	0.008	0.011
49.	Marsh Sandpiper	0.036	0.051
50.	Common Redshank	0.008	0.011
51.	Common Sandpiper	0.148	0.206
52.	Painted Stork	0.016	0.022
53.	Pelican	0.008	0.011
54.	Knob Billed Duck	0.042	0.058
55.	Asian Koel	0.109	0.152
56.	Asian Palm Swift	0.807	1.119
57.	Barn Swallow	0.167	0.231
58.	Baya Weaver	4.356	6.044
59.	Black Drango	0.081	0.112
60.	Black Eagle	0.018	0.025
61.	Brahminy Kite	0.055	0.076
62.	Brahminy Starling	0.221	0.307
63.	Blyth's Reed Warbler	0.034	0.047
64.	Clamorous Reed Warbler	0.195	0.271
65.	Common Iora	0.247	0.343
66.	Common Myna	1.124	1.560
67.	Coppersmith Barbet	0.008	0.011
68.	Greater Coucal	0.187	0.260
69.	Eurasian Hoopoe	0.021	0.029
70.	Grey Francolin	0.026	0.036
71.	House Crow	1.106	1.534
72.	House Sparrow	0.919	1.274
73.	Lesser Coucal	0.034	0.047
74.	Indian Peafowl	0.161	0.224
75.	Indian Roller	0.010	0.014
76.	Large Billed Crow	0.161	0.224
77.	Purple Rumped Sunbird	0.107	0.148
78.	Purple Sunbird	0.213	0.296
79.	Red-Vented Bulbul	0.320	0.444
80.	Blue Rock Pigeon	0.507	0.704
81.	Rose Ringed Parakeet	0.422	0.585
82.	Rufos Tree Pie	0.250	0.347

83.	Small Minivet	0.359	0.498
84.	Indian Paradise Flycatcher	0.003	0.004
85.	Pied Bushchat	0.258	0.357
86.	Common Kingfisher	0.044	0.061
87.	Pied Kingfisher	0.044	0.061
88.	White Throated Kingfisher	0.151	0.209
89.	Western Yellow Wagtail	0.008	0.011
90.	White Browed Wagtail	0.005	0.007
91.	Common Hawk-Cuckoo	0.016	0.022
92.	Jacobin Cuckoo	0.005	0.007
93.	Laughing Dove	0.185	0.256
94.	Spotted Dove	0.133	0.184
95.	Scaly Breasted Muniya	0.859	1.191
96.	Tricoloured Muniya	1.561	2.166
97.	Indian Golden Oriole	0.047	0.065
98.	Eurasian Eurasian Golden Oriole	0.010	0.014
99.	Oriental Magpie Robin	0.161	0.224
100.	Indian Robin	0.088	0.123
101.	Oriental Honey-Buzzard	0.008	0.011
102.	Shikra	0.044	0.061
103.	White Eyed Buzzard	0.013	0.018
104.	Eurasian Collared Dove	0.026	0.036
105.	Rufous-Bellied Plaintive	0.018	0.025
106.	Small Green Billed Malkoha	0.010	0.014
107.	Indian Silverbill	0.039	0.054
108.	Crested Serpent Eagle	0.003	0.004
109.	Ashy-Crowned Sparrow Lark	0.029	0.040
110.	Indian Pitta	0.003	0.004
111.	Western Marsh Harrier	0.003	0.004
112.	Jerdon's Bushlark	0.003	0.004
113.	Ashy Prinia	0.049	0.069
114.	Rosy Starling	0.034	0.047
115.	Spotted Owlet	0.034	0.047
116.	Jungle Babbler	0.169	0.235
117.	Barn Owl	0.010	0.014

Table 3. Avian density and relative abundance during 2023 of Vaduvor Bird Sanctuary

S. No.	Species	Density (ha)	Relative abundance (%)
1.	Lesser Whistling-Duck	0.898	0.552
2.	Garganey	0.156	0.096
3.	Northern Shoveler	0.047	0.029
4.	Indian Peafowl	0.234	0.144
5.	Gray Francolin	0.078	0.048
6.	Little Grebe	0.023	0.014
7.	Rock Pigeon	0.390	0.240
8.	Eurasian Collared-Dove	0.062	0.038
9.	Spotted Dove	0.039	0.024

10.	Southern Coucal	0.016	0.010
11.	Sirkeer Malkoha	0.008	0.005
12.	Blue-Faced Malkoha	0.008	0.005
13.	Pied Cuckoo	0.016	0.010
14.	Asian Koel	0.078	0.048
15.	Grey-Bellied Cuckoo	0.008	0.005
16.	Common Hawk-Cuckoo	0.016	0.010
17.	Indian Cuckoo	0.016	0.010
18.	Common Cuckoo	0.008	0.005
19.	Common Swift	0.055	0.034
20.	Asian Palm-Swift	0.265	0.163
21.	Eurasian Moorhen	0.016	0.010
22.	Gray-Headed Swamphe	0.039	0.024
23.	White-Breasted Waterhen	0.055	0.034
24.	Black-Winged Stilt	7.650	4.702
25.	Yellow-Wattled Lapwing	0.078	0.048
26.	Pheasant-Tailed Jacana	0.117	0.072
27.	Common Sandpiper	0.585	0.360
28.	Wood Sandpiper	0.031	0.019
29.	Gull-Billed Tern	0.039	0.024
30.	Whiskered Tern	0.398	0.245
31.	Common Tern	0.039	0.024
32.	Asian Open-Bill Stork	36.230	22.270
33.	Painted Stork	0.016	0.010
34.	Oriental Darter	0.234	0.144
35.	Little Cormorant	2.030	1.248
36.	Grey Heron	2.342	1.440
37.	Purple Heron	0.016	0.010
38.	Great Egret	0.062	0.038
39.	Intermediate Egret	0.117	0.072
40.	Little Egret	0.390	0.240
41.	Cattle Egret	46.838	28.791
42.	Indian Pond-Heron	1.069	0.657
43.	Black-Crowned Night-Heron	3.138	1.929
44.	Black-Headed Ibis	36.066	22.169
45.	Oriental Honey-Buzzard	0.016	0.010
46.	Shikra	0.008	0.005
47.	Black Kite	0.016	0.010
48.	Brahminy Kite	0.078	0.048
49.	Barn Owl	0.016	0.010
50.	Eurasian Hoopoe	0.016	0.010
51.	Common Kingfisher	0.055	0.034
52.	White-Throated Kingfisher	0.078	0.048
53.	Pied Kingfisher	0.031	0.019
54.	Green Bee-Eater	0.078	0.048
55.	Blue-Tailed Bee-Eater	0.039	0.024
56.	Indian Roller	0.039	0.024
57.	Black-RumpedFlameback	0.016	0.010

58.	Rose-Ringed Parakeet	0.351	0.216
59.	Indian Golden Oriole	0.023	0.014
60.	Common Woodshrike	0.047	0.029
61.	Common Iora	0.023	0.014
62.	Black Drongo	0.281	0.173
63.	Greater Racket-Tailed Drongo	0.008	0.005
64.	Indian Paradise-Flycatcher	0.016	0.010
65.	Rufous Treepie	0.039	0.024
66.	House Crow	3.903	2.399
67.	Indian Jungle Crow	0.781	0.480
68.	Indian Bushlark	0.016	0.010
69.	Common Tailorbird	0.047	0.029
70.	Ashy Prinia	0.023	0.014
71.	Plain Prinia	0.016	0.010
72.	Barn Swallow	0.094	0.058
73.	Wire-Tailed Swallow	0.031	0.019
74.	Red-Vented Bulbul	0.234	0.144
75.	Yellow-Throated Bulbul	0.016	0.010
76.	White-Browed Bulbul	0.047	0.029
77.	Yellow-Billed Babbler	0.226	0.139
78.	Common Babbler	0.078	0.048
79.	Brahminy Starling	0.148	0.091
80.	Common Myna	8.774	5.393
81.	Indian Robin	0.031	0.019
82.	Indian Blue Robin	0.078	0.048
83.	Purple-Rumped Sunbird	0.016	0.010
84.	Purple Sunbird	0.055	0.034
85.	Loten's Sunbird	0.008	0.005
86.	Baya Weaver	0.625	0.384
87.	White-Rumped Munia	0.078	0.048
88.	Tricolored Munia	5.878	3.613
89.	House Sparrow	0.117	0.072
90.	Gray Wagtail	0.008	0.005
91.	White-Browed Wagtail	0.008	0.005
92.	White Wagtail	0.047	0.029
93.	Paddy Field Pipit	0.016	0.010

Table 4. Avian density and relative abundance during 2024 of Vaduvor Bird Sanctuary

S. No.	Species	Density (ha)	Relative abundance (%)
1.	Fulvous Whistling-Duck	0.016	0.056
2.	Lesser Whistling-Duck	0.078	0.281
3.	Indian Spot-Billed Duck	0.757	2.722
4.	Indian Peafowl	0.390	1.403
5.	Gray Francolin	0.016	0.056
6.	Little Grebe	0.031	0.112
7.	Rock Pigeon	0.937	3.367
8.	Spotted Dove	0.109	0.393

9.	Southern Coucal	0.062	0.224
10.	Blue-Faced Malkoha	0.008	0.028
11.	Asian Koel	0.062	0.224
12.	Common Hawk-Cuckoo	0.133	0.477
13.	Indian Cuckoo	0.008	0.028
14.	Asian Palm-Swift	0.094	0.337
15.	Eurasian Moorhen	0.016	0.056
16.	Eurasian Coot	0.039	0.140
17.	Gray-Headed Swamphen	0.016	0.056
18.	White-Breasted Waterhen	0.109	0.393
19.	Black-Winged Stilt	1.468	5.275
20.	Red-Wattled Lapwing	0.141	0.505
21.	Little Ringed Plover	0.086	0.309
22.	Common Sandpiper	0.101	0.365
23.	Common Greenshank	0.023	0.084
24.	Wood Sandpiper	0.062	0.224
25.	Whiskered Tern	0.125	0.449
26.	Common Tern	0.008	0.028
27.	River Tern	0.484	1.740
28.	Asian Openbill	1.249	4.489
29.	Painted Stork	0.023	0.084
30.	Oriental Darter	0.453	1.627
31.	Little Cormorant	0.234	0.842
32.	Indian Cormorant	0.016	0.056
33.	Grey Heron	0.687	2.469
34.	Purple Heron	0.008	0.028
35.	Great Egret	0.180	0.645
36.	Intermediate Egret	0.429	1.543
37.	Little Egret	0.515	1.852
38.	Cattle Egret	4.411	15.853
39.	Indian Pond-Heron	0.226	0.814
40.	Black-Crowned Night-Heron	2.342	8.418
41.	Glossy Ibis	1.093	3.928
42.	Black-Headed Ibis	0.492	1.768
43.	Black-Winged Kite	0.031	0.112
44.	Shikra	0.016	0.056
45.	Brahminy Kite	0.062	0.224
46.	Barn Owl	0.016	0.056
47.	Spotted Owlet	0.016	0.056
48.	Common Kingfisher	0.031	0.112
49.	White-Throated Kingfisher	0.117	0.421
50.	Pied Kingfisher	0.078	0.281
51.	Blue-Bearded Bee-Eater	0.039	0.140
52.	Green Bee-Eater	0.078	0.281
53.	Blue-Tailed Bee-Eater	0.062	0.224
54.	Indian Roller	0.031	0.112
55.	Common Flameback	0.016	0.056
56.	Rose-Ringed Parakeet	0.078	0.281

57.	Indian Golden Oriole	0.008	0.028
58.	Common Iora	0.031	0.112
59.	Black Drongo	0.234	0.842
60.	Rufous Treepie	0.039	0.140
61.	House Crow	3.123	11.223
62.	Indian Jungle Crow	0.172	0.617
63.	Indian Bushlark	0.016	0.056
64.	Common Tailorbird	0.031	0.112
65.	Ashy Prinia	0.023	0.084
66.	Booted Warbler	0.008	0.028
67.	Barn Swallow	0.016	0.056
68.	Red-Vented Bulbul	0.187	0.673
69.	Red-Whiskered Bulbul	0.234	0.842
70.	Yellow-Billed Babbler	0.703	2.525
71.	Rosy Starling	0.016	0.056
72.	Brahminy Starling	0.016	0.056
73.	Common Myna	3.903	14.029
74.	Indian Robin	0.016	0.056
75.	Oriental Magpie Robin	0.094	0.337
76.	Purple-Rumped Sunbird	0.047	0.168
77.	Purple Sunbird	0.016	0.056
78.	Streaked Weaver	0.016	0.056
79.	Baya Weaver	0.117	0.421
80.	Indian Silverbill	0.078	0.281
81.	Scaly-Breasted Munia	0.078	0.281
82.	House Sparrow	0.117	0.421
83.	White-Browed Wagtail	0.039	0.140
84.	Paddy Field Pipit	0.039	0.140

Conclusion

The Vaduvor Bird Sanctuary plays a crucial role as a feeding and wintering site for a significant population of resident and migratory waterbirds. This research offers valuable insights, information, and understanding regarding the avifauna present in the sanctuary located in Thiruvarur district. Of particular note are the findings concerning several bird species categorized: Four Near Threatened species viz., Curlew Sandpiper *Calidris ferruginea*, Spot billed Pelican *Pelacanusphilippensis*, Black Headed Ibis *Threskiornismelanosephalus* and Oriental Darter *Anhinga melanogaster*; two Vulnerable viz., Yellow Throated Bulbul *pyncnonotusxantholaemus* and River Tern *Sterna hirundo* and one Endangered – Lesser Sand Plover (*Charadrius mongolus*) and others are to be safe guarded with specific conservation strategies in conjunction with the information's available through this study.

Comment [DN17]: It would be good to spice up the manuscript with information on the threats and proposed solutions to safe guarding the birds at the site as a recommendations or a "So what?" to this research.

References

- Ali S, Ali S. The book of Indian birds. Oxford University Press, USA, 1996.
- Idahor, K. O., Bozkurt, Y., and Bucak, M. N. (2021). Avian Reproduction. *Animal Reproduction*.
- McWilliams, S., Clarke, J. A., MacDougall-Shackleton, E., MacDougall-Shackleton, S., Bonier, F., and Eliason, C. (2021). *What Is a Bird?: An Exploration of Anatomy, Physiology, Behavior, and Ecology*. Princeton University Press.
- Koiri, H., Patra, S. K., Ray, R., and Poddar, R. (2024). Evaluation of Soil and Water Conservation Interventions Impact on Water, Crop and Economic Resources Development: A Case Study of Karma Micro-Watershed in Eastern Plateau of India. *Indian Journal of Ecology*, 51(1), 38-44.
- Krishnamoorthi, S., Shivaa, M. K., Baranidharan, K., and Prasanthrajan, M. (2020). Study on seasonal variations of wetland birds in Vellode bird sanctuary, Erode, Tamil Nadu, India. *Journal of Entomology and Zoology Studies*, 8, 333-337.
- Baranidharan K, S Krishnamoorthi and M Vijayabhama. (2020). Study on Seasonal Variation of Wetland Birds in Coimbatore District in Tamil Nadu, India. *Journal of Wildlife Research*, 8(2), 20-23.
- Baranidharan K, M Vijayabhama, N Sathish and S Vigneswaran. (2022). Study on Seasonal Variations of Wetland Birds in Karaivetti Bird Sanctuary, Ariyalur, Tamil Nadu, India. 92-97.
- BirdLife International. IUCN Red List for birds. Downloaded from, 2019. <http://www.birdlife.org>. 27 December, 2019
- Guptha MB, Vijayan L, Sandaliyan S, Sridharan N. Status of Wetlands and Wetland Birds in Coimbatore, Trichy, Perambalore and Thiruvavur Districts in Tamil Nadu, India. *World Journal of Zoology*. 2011; 6(2):154- 158
- Ramsar C. The list of wetlands of international importance. RAMSAR Secretariat: Gland, Switzerland, 2004.
- Ekhande, A., Patil, J., and Padate, G. (2012). Study of birds of Yashawant Lake with respect to densities, species richness and Shannon-Weiner indices and its correlation with lake dynamics. *European Journal of Zoological Research*, 1(1), 6-15.
- Gibbs, J. P. (1993). Importance of small wetlands for the persistence of local populations of wetland-associated animals. *Wetlands*, 13, 25-31.
- Paracuellos, M. (2006). How can habitat selection affect the use of a wetland complex by waterbirds?. *Biodiversity & Conservation*, 15(14), 4569-4582.

- Abir, S. (2014). Seasonal variations in physico-chemical characteristics of Rudrasagar wetland-a Ramsar Site, Tripura, North East, India. *Research Journal of Chemical Sciences* ISSN, 2231, 606X.
- Sudhira HS, Kumar VS. Monitoring of lake water quality in Mysore City. In T.V. Ramachandra, M.C. Rajasekara, and N. Ahalya (Eds.), *International Symposium on Restoration of Lakes and Wetlands: Proceedings of Lake 2000* (pp. 1-10). Bangalore, India: Centre for Ecological Sciences, Indian Institute of Science, 2000.
- Gupta, D., Ranjan, R. K., Parthasarathy, P., and Ansari, A. (2021). Spatial and seasonal variability in the water chemistry of Kabar Tal wetland (Ramsar site), Bihar, India: multivariate statistical techniques and GIS approach. *Water Science and Technology*, 83(9), 2100-2117.
- Grimmett, R., Inskipp, C., Inskipp, T., and Byers, C. (1999). *Pocket guide to the birds of the Indian subcontinent*.
- Shannon, C.E., and Wiener (1963). "The mathematical theory of communications, University of Illinois, Chicago. Urbana, 117.
- Harisha, M.N., and Hosetti, B.B. (2009). Diversity and distribution of avifauna of Lakkavallirange forest, Bhadrawildlifesanctuary, westernghat, India. *Ecoprint: An International Journal of Ecology*, 16, 21-27.
- Anjos LD. Species richness and relative abundance of birds in natural and anthropogenic fragments of Brazilian Atlantic forest. *Anais da Academia Brasileira de Ciências*. 2004; 76(2):429-434.
- Aynalem S, Bekele A. Species composition, relative abundance and distribution of bird fauna of riverine and wetland habitats of Infranz and Yiganda at southern tip of Lake Tana, Ethiopia. *Tropical Ecology*. 2008; 49(2):199.
- Ramamurthy, V., and Rajakumar, R. (2014). A study of avifaunal diversity and influences of water quality in the Udhayamarthandapuram Bird Sanctuary, Tiruvarur District, Tamil Nadu, India. *International Journal of Innovative Research in Science, Engineering and Technology*, 3(1).
- Anika, T., and Parasharya, B. M. (2013). Importance of sewage treatment ponds for water-birds in semi-arid zone of Gujarat, India. *International Journal of Research in Bio Sciences*, 2(4), 17-25.
- Manohara, G., Harisha, M. N., and Hosetti, B. B. (2016). Status, diversity and conservation threats of migratory wetland birds in Magadi Bird Sanctuary, Gadag district, Karnataka, India. *Journal of Entomology and Zoology studies*, 4(4), 265-269.

Vas, A. M., Baranidharan, K., Vigneswaran, S., Tilak, M., and Vijayabhama, M. (2023). Seasonal dynamics of avian diversity in mine spoil afforested areas: A study in and around NLCIL, Neyveli. *The Pharma Innovation Journal*, 12(8): 1357-1364.

UNDER PEER REVIEW

Appendix 1. Species composition of wetland birds and wetland associated birds of Vaduvloor Bird Sanctuary

S.No	Order	Family	Species	Scientific name	IUCN status	2022	2023	2024
1.	Accipitriformes	Accipitridae	Black eagle	<i>Ictinaetusmalayensis</i>	LC	✓		
2.			Black kite	<i>Milvus migrans</i>	LC	✓	✓	
3.			Black-winged Kite	<i>Elanus caeruleus</i>	LC			✓
4.			Brahminy Kite	<i>Haliasturindus</i>	LC	✓	✓	✓
5.			Crested Serpent Eagle	<i>Spilornischeela</i>	LC	✓		
6.			Oriental honey-buzzard	<i>Pernis ptilorhynchus</i>	LC	✓	✓	
7.			Shikra	<i>Accipiter badius</i>	LC	✓	✓	✓
8.			Western Marsh Harrier	<i>Circus aeruginosus</i>	LC	✓		
9.			White eyed buzzard	<i>Butasturteesa</i>	LC	✓		
10.	Anseriformes	Anatidae	Bar-headed Goose	<i>Anser indicus</i>	LC	✓		
11.			Common Teal	<i>Anas crecca</i>	LC	✓		
12.			Cotton Pygmy Goose	<i>Nettapuscoromandelianus</i>	LC	✓		
13.			Fulvous Whistling-Duck	<i>Dendrocygnabicolor</i>	LC			✓
14.			Garganey duck	<i>Spatula querquedula</i>	LC	✓	✓	
15.			Knob billed duck	<i>Sarkidiorinismelanotes</i>	LC	✓		
16.			Lesser Whistling Duck	<i>Dendrocygnajavanica</i>	LC	✓	✓	✓
17.			Northern Shoveler	<i>Spatula clypeata</i>	LC	✓	✓	
18.			Pin-tailed Duck	<i>Anas acuta</i>	LC	✓		
19.			Spot billed duck	<i>Anas poecilorhyncha</i>	LC	✓		✓
20.	Bucerotiformes	Upupidae	Eurasian Hoopoe	<i>Upupa epops</i>	LC	✓	✓	
21.	Caprimulgiformes	Apodidae	Asian palm swift	<i>Cypsiurusbalasiensis</i>	LC	✓	✓	✓
22.			Common swift	<i>Apus apus</i>	LC		✓	
23.	Charadriiformes	Charadriidae	Lesser Sand Plover	<i>Charadrius mongolus</i>	EN	✓		
24.			Little ringed plover	<i>Charadrius dubius</i>	LC	✓		✓
25.			Red wattled lapwing	<i>Vanellus indicus</i>	LC	✓		✓

Comment [DN18]: Clean this table and all similar tables to ensure bird names are well written with all names capitalized.

26.	Charadriiformes		Yellow wattle lapwing	<i>Vanellus malabaricus</i>	LC	✓	✓		
27.		Jacaniidae	Pheasant tailed jacana	<i>Hydrophasianus chirurgus</i>	LC	✓	✓		
28.		Laridae		Common tern	<i>Sterna hirundo</i>	LC		✓	✓
29.				Gull-billed Tern	<i>Gelochelidon nilotica</i>	LC		✓	
30.				Little terns	<i>Sterna albifrons</i>	LC	✓		
31.				River tern	<i>Sterna aurantia</i>	VU	✓		✓
32.				Whiskered tern	<i>Chlidonias hybrida</i>	LC		✓	✓
33.				Recurvirostridae	Black winged stilt	<i>Himantopus himantopus</i>	LC	✓	✓
34.		Scolopacidae		Common Greenshank	<i>Tringanebularia</i>	LC			✓
35.				Common Redshank	<i>Tringatotanus</i>	LC	✓		
36.				Common sandpiper	<i>Actitis hypoleucos</i>	LC	✓	✓	✓
37.				Curlew Sandpiper	<i>Calidris ferruginea</i>	NT	✓		
38.				Green sandpiper	<i>Tringa ochropus</i>	LC	✓		
39.				Little stint	<i>Calidris minuta</i>	LC	✓		
40.				Marsh sandpiper	<i>Tringastagnatilis</i>	LC	✓		
41.				Ruff	<i>Philomachus pugnax</i>	LC	✓		
42.				Sanderling	<i>Calidris alba</i>	LC	✓		
43.				Wood sandpiper	<i>Tringaglareola</i>	LC	✓	✓	✓
44.		Ciconiiformes	Ciconiidae	Asian open billed stork	<i>Anastomus oscitans</i>	LC	✓	✓	✓
45.				Painted Stork	<i>Mycteria leucocephala</i>	LC	✓	✓	✓
46.		Columbiformes	Columbidae	Blue Rock pigeon	<i>Colomba livia</i>	LC	✓	✓	✓
47.				Eurasian collared dove	<i>Streptopelia decaocto</i>	LC	✓	✓	
48.				Laughing dove	<i>Spilopelia senegalensis</i>	LC	✓		
49.	Spotted dove			<i>Spilopelia chinensis</i>	LC	✓	✓	✓	
50.	Alcedinidae		Common Kingfisher	<i>Alcedo atthis</i>	LC	✓	✓	✓	
51.			Pied kingfisher	<i>Ceryle rudis</i>	LC	✓	✓	✓	
52.			White throated kingfisher	<i>Halcyon smyrnensis</i>	LC	✓	✓	✓	

53.	Coraciiformes	Coraciidae	Indian roller	<i>Coracias benghalensis</i>	LC	✓	✓	✓	
54.		Meropidae	Blue-bearded Bee-eater	<i>Nyctornisathertoni</i>	LC			✓	
55.			Blue-tailed Bee-eater	<i>Meropsphilippinus</i>	LC		✓	✓	
56.			Green Bee-eater	<i>Meropsorientalis</i>	LC	✓	✓	✓	
57.	Cuculiformes		Cuculidae	Asian koel	<i>Eudynamysscolopaceus</i>	LC	✓	✓	✓
58.		Common cuckoo		<i>Cuculuscanorus</i>	LC		✓		
59.		Common hawk-cuckoo		<i>Hierococcyxvarius</i>	LC	✓	✓	✓	
60.		Grey bellied cuckoo		<i>Cacomantispasserinus</i>	LC	✓	✓		
61.		Indian coucal		<i>Centropus sinensis</i>	LC	✓	✓	✓	
62.		Indian cuckoo		<i>Cuculusmicropterus</i>	LC		✓	✓	
63.		Jacobin cuckoo		<i>Clamatorjacobinus</i>	LC	✓	✓		
64.		Lesser coucal		<i>Centropus bengalensis</i>	LC	✓			
65.		Sirheer Malkoha		<i>Taccoualeschenaultii</i>	LC		✓		
66.		Small Green billed Malkoha		<i>Phaenicophaeus tristis</i>	LC	✓	✓	✓	
67.		Galliformes		Phasianidae	Grey francolin	<i>Fracolinuspondicerianus</i>	LC	✓	✓
68.	Indian Peafowl		<i>Pavo cristatus</i>		LC	✓	✓	✓	
69.	Gruiformes	Rallidae	Common coot	<i>Fulica atra</i>	LC	✓		✓	
70.			Common Moorhen	<i>Gallinula chloropus</i>	LC	✓	✓	✓	
71.			Gray headed swamphen	<i>Porphyriopoliocephalus</i>	LC	✓	✓	✓	
72.			White breasted waterhen	<i>Amaurornisphoenicurus</i>	LC	✓	✓	✓	
73.			Acrocephalidae	Acrocephalidae	Blyth's reed warbler	<i>Acrocephalus dumetorum</i>	LC	✓	
74.	Booted Warbler	<i>duna caligata</i>			LC			✓	
75.	Clamorous reed warbler	<i>Acrocephalus stentoreus</i>			LC	✓			
76.	Aegithinidae	Common Iora		<i>Aegithina tiphia</i>	LC	✓	✓	✓	
77.	Alaudidae	Alaudidae		Ashy-crowned Sparrow Lark	<i>Eremopterix griseus</i>	LC	✓		
78.				Indian Bushlark	<i>Mirafraerythroptera</i>	LC		✓	✓
79.				Jerdon's Bushlark	<i>Mirafraaffinis</i>	LC	✓		

80.	Passeriformes	Campephagidae	Small minivet	<i>Pericrocotuscinnamomeus</i>	LC	✓		
81.		Cisticolidae	Ashy Prinia	<i>Prinia socialis</i>	LC	✓	✓	✓
82.			Common tailorbird	<i>Orthotomussutorius</i>	LC		✓	✓
83.			Plain Prinia	<i>Prinia inornata</i>	LC		✓	
84.		Corvidae	House crow	<i>Corvus splendens</i>	LC	✓	✓	✓
85.			Large billed crow	<i>Corvus macrorhynchos</i>	LC	✓	✓	✓
86.			Rufous treepie	<i>Dendrocittavagabunda</i>	LC	✓	✓	✓
87.		Dicruridae	Black Drongo	<i>Dicrurus macrocercus</i>	LC	✓	✓	✓
88.			Greater Racket-tailed Drongo	<i>Dicrurus paradiseus</i>	LC		✓	
89.		Estrildidae	Indian silverbill or white-throated munia	<i>Euodice malabarica</i>	LC	✓		✓
90.			Scaly breasted munia	<i>Lonchurapunctulata</i>	LC	✓		✓
91.			Tricoloured munia	<i>Lonchuramalacca</i>	LC	✓	✓	
92.			White-rumped Munia	<i>Lonchura striata</i>	LC		✓	
93.		Hirundinidae	Barn swallow	<i>Cypsiurus balasiensis</i>	LC	✓	✓	✓
94.		Hirundinidae	Wire-tailed Swallow	<i>Hirundo smithii</i>	LC		✓	
95.		Leiothrichidae	Common babbler	<i>Argyacaudata</i>	LC		✓	
96.			Yellow billed babbler	<i>Argyaaffinis</i>	LC	✓	✓	✓
97.		Monarchidae	Indian paradise flycatcher	<i>Terpsiphone paradisi</i>	LC	✓	✓	
98.		Motacillidae	Grey wagtail	<i>Motacilla cinerea</i>	LC		✓	
99.			Paddy field pipit	<i>Anthus rufulus</i>	LC	✓	✓	✓
100.			Western Yellow Wagtail	<i>Motacilla flava</i>	LC	✓		
101.			White browed wagtail	<i>Motacillamaderaspatensis</i>	LC	✓	✓	✓
102.			White wagtail	<i>Motacilla alba</i>	LC		✓	
103.		Muscicapidae	Indian Blue Robin	<i>Larvivorabrunnea</i>	LC		✓	
104.			Indian robin	<i>Copsychus fulicatus</i>	LC	✓	✓	✓
105.	Oriental magpie robin		<i>Copsychus saularis</i>	LC	✓		✓	

106.	Passeriformes		Pied Bushchat	<i>Saxicola caprita</i>	LC	✓		
107.			Loten's sunbird	<i>Cinnyris loteni</i>	LC		✓	
108.		Nectariniidae	Purple rumped sunbird	<i>Cinnyris asiaticus</i>	LC	✓	✓	✓
109.			Purple Sunbird	<i>Cinnyris asiaticus</i>	LC	✓	✓	✓
110.		Oriolidae	Eurasian golden oriole	<i>Oriolus oriolus</i>	LC	✓		
111.			Indian golden oriole	<i>Oriolus kundoo</i>	LC	✓	✓	✓
112.		Passeridae	House Sparrow	<i>Passer domesticus</i>	LC	✓	✓	✓
113.		Pittidae	Indian pitta	<i>Pitta brachyura</i>	LC	✓		
114.		Ploceidae	Baya weaver	<i>Ploceus philippinus</i>	LC	✓	✓	✓
115.			Streaked Weaver	<i>Ploceus manyar</i>	LC			✓
116.		Pycnonotidae	Red-vented bulbul	<i>Pycnonotus cafer</i>	LC	✓	✓	✓
117.			Red-whiskered bulbul	<i>Pycnonotus jocosus</i>	LC			✓
118.			White-browed Bulbul	<i>Pycnonotus luteolus</i>	LC		✓	
119.	Yellow-throated Bulbul		<i>Pycnonotus xantholaemus</i>	VU		✓		
120.	Sturnidae	Brahminy starling	<i>Sturnia pagodarum</i>	LC	✓	✓	✓	
121.		Common myna	<i>Acridotheres tristis</i>	LC	✓	✓	✓	
122.		Rosy Starling	<i>Pastor roseus</i>	LC	✓		✓	
123.	Vangidae	Common Woodshrike	<i>Tephrodornis pondicerianus</i>	LC		✓		
124.	Pelecaniformes	Ardeidae	Cattle egret (46 cm)	<i>Bubulcus ibis</i>	LC	✓	✓	✓
125.			Greater egret	<i>Ardea alba</i>	LC	✓	✓	✓
126.			Grey heron	<i>Ardeolacinera</i>	LC	✓	✓	✓
127.			Indian pond heron	<i>Ardeolagrayerii</i>	LC	✓	✓	✓
128.			Intermediate egret (80 cm)	<i>Ardea intermedia</i>	LC	✓	✓	✓
129.			Little egret (63 cm)	<i>Egretta garzetta</i>	LC	✓	✓	✓
130.			Black crowned night heron	<i>Nycticorax nycticorax</i>	LC	✓	✓	✓
131.			Purple heron	<i>Ardea purpurea</i>	LC	✓	✓	✓
132.			Western Reef Egret	<i>Egretta alula</i>	LC	✓		

133.			Yellow Bittern	<i>Ixobrychus sinensis</i>	LC	✓			
134.		Pelecanidae	Pelican	<i>Pelecanus philippensis</i>	NT	✓			
135.		Threskiornithidae	Black headed ibis	<i>Threskiornis melanosephalus</i>	NT	✓	✓	✓	
136.			Glossy ibis	<i>Plegadis falcinellus</i>	LC	✓		✓	
137.			Spoon bill	<i>Platalea leucorodia</i>	LC	✓			
138.		Megalaimidae	Coppersmith barbet	<i>Psilopogon haemacephalus</i>	LC	✓			
139.	Piciformes	Picidae	Black - rumped flameback	<i>Dinopium benghalense</i>	LC	✓	✓		
140.				Common Flameback	<i>Dinopium javanense</i>	LC			✓
141.	Podicipediformes	Podicipedidae	Little grebe	<i>Tachybaptus ruficollis</i>	LC	✓	✓	✓	
142.	Psittaciformes	Psittaculidae	Rose ringed parakeet	<i>Psittaculakrameri</i>	LC	✓	✓	✓	
143.	Strigiformes	Strigidae	Spotted owl	<i>Athene brama</i>	LC	✓		✓	
144.			Tytonidae	Barn owl	<i>Tyto alba</i>	LC	✓	✓	✓
145.	Suliformes	Anhingidae	Oriental darter	<i>Anhinga melanogaster</i>	NT	✓	✓	✓	
146.			Phalacrocoracidae	Indian cormorant	<i>Phalacrocorax fuscicollis</i>	LC	✓		✓
147.				Little cormorant	<i>Microcarboniger</i>	LC	✓	✓	✓

UNDER PEER REVIEW