

Effects of Nitrogen, Phosphorous and Potassium level on growth and floral attributes of *Gladiolus (Gladiolus grandiflorus L.)* cv. Nova Lux

Abstract

Gladiolus (Gladiolus grandiflorus L.) is a noteworthy flower crop within India. The crop's growth and flowering have been notably impacted by the prevailing climate and agro-climatic conditions of the region, resulting in decreased yield and productivity. One of the main contributing factors is the absence of fertiliser recommendations tailored to specific locations, among other factors.. Thus, a field experiments were conducted for two consecutive seasons during 2020-2021 & 2021–2022. A field study was carried out at the Horticulture Research Farm, Department of Horticulture, Faculty of Agricultural Sciences and Allied Industries, Rama University, Kanpur (U.P.). The experiment used a Randomized Block Design with 13 treatments and three replications of different levels of N, P₂O₅ and K₂O. The experiment's major goals were to assess the effects of N, P₂O₅ and K₂O on growth and floral attributes of *Gladiolus (Gladiolus grandiflorus L.)* Cv. Nova Lux. According to the results of the current study, Treatment T₁₁ (NPK @150:100:120) had the best effects on growth attributes like Days to 50% sprouting [8.65 (2020-21), 8.69 (2021-22) and 8.67 (Pooled)] days, Plant height [77.87 (2020-21), 80.57 (2021-22) and 79.22 (Pooled)] cm at harvest, Number of leaves per plant [8.77 (2020-21), 8.95 (2021-22) and 8.86 (Pooled)] at harvest & Days to emergence of spike [71.45 (2020-21), 71.21 (2021-22) and 71.33 (Pooled)] days. It also had significant effects on flowering attributes like Flowering duration [16.80 (2020-21), 16.92 (2021-22) and 16.86 (Pooled)] days, Length of spike [87.35 (2020-21), 87.79 (2021-22) and 87.57 (Pooled)] cm, Days taken for first floret opening [109.95 (2020-21), 110.25 (2021-22) and 110.10 (Pooled)] days, Length of florets [9.87 (2020-21), 9.93 (2021-22) and 9.90 (Pooled)] cm, Diameter of florets [7.78 (2020-21), 7.87 (2021-22) and 7.83 (Pooled)] cm & Number of florets opened at a time (125 DAP) i.e., [5.67 (2020-21), 5.71 (2021-22) and 5.69 (Pooled)].

Keywords: Floral, *Gladiolus*, *Gladiolus grandiflorus L.*, Growth, Nitrogen, Nova Lux, Phosphorous, Potassium.

1. INTRODUCTION

Gladiolus is recognized as one of the most well-known and widely acceptable bulbous cut flowers found all over the world. In recent years, there has been a substantial increase in the volume of domestic consumption of gladiolus; consequently, gladiolus now ranks, after rose, as the country's second most important crop in the category of cut flowers (**Tripathi, 2014**). It is a perennial geophyte and a semi-rustic herb (**Demir and Celikel 2019**). It belongs to the family Iridaceae and has chromosome number $n = 15$. It is estimated that there are about 260 species of it, 250 of which are indigenous to sub-Saharan Africa, the majority of which are found in South Africa, and about 10 species are indigenous to Eurasia (**Ameh *et al.*, 2011**).

The United States (namely Florida and California), Holland, Italy, France, Bulgaria, Brazil, Australia, Israel, and India are the top gladiolus producers (**Kumar *et al.*, 2017**). Though in India, It is mostly produced for commercial purposes on the northern plains of Delhi, including those in the states of Haryana, Punjab, Uttar Pradesh, as well as Maharashtra and Karnataka (**FAO 2013**). Gladiolus cultivation in India covers 11.16 thousand hectares (ha) and generates 102.91 thousand metric tons (**NHB, 2014-15**).

It is common knowledge that the aesthetic quality of plants is inextricably tied to an ideal balance of nutrients (**Neto *et al.*, 2015**). The production process is significantly impacted by nutrient elements. Nitrogen is a fundamental component of every protein and an essential component of the protoplasm that makes up living things. Nitrogen is also present in purines, pyrimidines, porphyrines, and in the molecules that make up coenzymes (**Tharaka *et al.*, 2021**). Phosphorous, much like nitrogen, is also an essential component in the structure of the cell membrane and the organelles of the cell (such as chloroplasts, mitochondria, and ribosomes). It is a component of nucleic acid, as well as phospholipids, nucleol proteins, flavin, and other nucleotides and lipids. It plays a role in the fundamental reactions of photosynthesis and is also responsible for the activation of a number of enzymes (**Ahemad *et al.*, 2009**). Phosphorous is another crucial nutrient that must be present for healthy plant growth and development. It makes the shoots more resistant to damage, enhances the quality of the seeds, controls the rate of photosynthesis, and contributes to the expansion of the cells and the nitrogen fixation process. In addition to this, it contributes to the development of resistance to diseases. It is possible that an optimal balance of nitrogen and phosphorus will result in a significant boost in the yield of crops (**Haokip and Singh, 2005**).

Patokar et al. (2022) carried out research during the years 2018-19 and 2019-20 to assess the effects of INM on growth, flowering, and yield of gladiolus cv. PDKV Gold in which 75% RDF + 8 t Vermicompost + Azotobacter + PSB resulted in the best growth metrics. In Islamabad, Pakistan, **Zamin et al. (2020)** also studied the effects of varying rates of nitrogen and potash fertilizer on gladiolus and found that nitrogen and potash @100N +200K kg/ha resulted in the maximum number of florets per spike (11.42). **Kumar et al. (2019)** in an experiment also reported that 75% RDF+ VC +Azotobacter +PSB had the best effects on spike length, floret opening rate, floret droop, floret opening time, and spike longevity. **Sabastian et al. (2017)** also found minimum days to spike emergence (60.65), first opening of florets (78.13), maximum floret size (10.22 cm) and most florets per spike (15.48) with incorporation of Phosphorous @ 200 kg/ha. **Kumari et al. (2014) & Preeti et al. (2014)** also found longest vase life of the spike, the earliest development of the first flower bud, and the greatest number of florets per spike when 75% RDF and NPK (4.5:2.7:1.8 g/plant) was incorporated respectively.

Gladiolus cultivation is gaining popularity among farmers of Uttar Pradesh due to its higher returns. However, the cultivators do not have any information regarding the appropriate doses of synthetic fertilizers for the production of high-quality corms and cormels. Even the people who grow flowers don't use any kind of artificial fertilizer when they're propagating their seeds. As a consequence of this, they are unable to obtain corms and cormels of the ideal size for use in flower production. Therefore, there is a good possibility of boosting the yield of robust corm and cormel production of gladiolus by using an adequate amount of N, P and K fertilizers under the agro-ecological conditions of Uttar Pradesh. So enhancing the yield of gladiolus has gained paramount attention among the researchers. However, there have been very few studies regarding the optimization of NPK fertilizers in the agro-climatic conditions of Uttar Pradesh.

Therefore, in light of the foregoing, the current study, named "**Effects of Nitrogen, Phosphorous and Potassium level on spike yield, bulb production and floral attributes of Gladiolus (*Gladiolus grandiflorus* L.) Cv. Nova Lux**" was carried out at Rama University, Kanpur, Uttar Pradesh.

2. MATERIALS AND METHODS

The current study on Gladiolus (*Gladiolus grandiflorus* L.) Cv. Nova Lux planted at 30cm×50cm was carried out in the years 2020–21 and 2021–22. It was conducted at the main experimental station of Rama University Kanpur, Uttar Pradesh, India. The Kanpur district lies at

latitudes of 25°34' and 26° 11' and longitudes of 81°S19' and 82°27' and has an altitude of 137 Mt. from mean sea level.

Randomized block design was used to set up the experiment, with 3 replications for each of the thirteen treatment combinations. Details and combinations of treatments are listed in Table 1. Each treatment received a unique combination of N, P₂O₅ and K₂O. Growth attributes like Days to 50% sprouting, Plant height (cm) at harvest, Number of leaves per plant at harvest & Days to emergence of spike where-as floral attributes like Flowering duration (days), Length of spike (cm), Days taken for first floret opening (days), Length of florets (cm), Diameter of florets (cm) & Number of florets opened at a time (125 DAP) were all successfully measured to determine the best treatment combination for gladiolus cultivation.

3. RESULTS AND DISCUSSION

The growth and flowering attributes of Gladiolus (*Gladiolus grandiflorus* L.) Cv. Nova Lux were studied statistically. According to the findings, all the characteristics benefitted greatly from the addition of N, P₂O₅, and K₂O. Since $F_{Cal} > F_{Tab}$, the evidence indicates that the variances were statistically significant.

GROWTH ATTRIBUTES

Days to 50% sprouting: During both the years (2020-21 and 2021-22) of study (Table 2; Fig 1), it was observed that the treatment T₁₁ (NPK @150:100:120) recorded the minimum Days to 50% sprouting [8.65 (2020-21), 8.69 (2021-22) and 8.67 (Pooled)] days over all other treatments where-as maximum Days to 50% sprouting [9.91 (2020-21), 9.98 (2021-22) and 9.94 (Pooled)] days were recorded in T₀ (Control) during both the years of study as well as pooled analysis. Here, Nitrogen might have attributed for the decline in days to 50% sprouting since it can be used by plants as both a nutrient and a sprouting signal (Tiansawat & Dalling, 2013; Yan *et al.*, 2016). The ideal nitrogen content appears to encourage germination through reducing the abscisic acid/gibberellins ratio (Song *et al.*, 2016; Yan *et al.*, 2016).

Plant Height (cm): During the harvest stage, it was observed that the treatment T₁₁ (NPK @150:100:120) recorded the maximum Plant height (cm) (Table 3; Fig 2) [77.87 (2020-21), 80.57 (2021-22) and 79.22 (Pooled)] cm where-as the lowest Plant height (cm) [71.94 (2020-21), 72.98 (2021-22) and 72.46 (Pooled)] cm was recorded in T₀ (Control) during both the years of study as well as pooled analysis. Nitrogen being an essential component of chlorophyll, proteins, and amino acids, application of treatment T₁₁ (NPK @150:100:120) could have increased the rate of photosynthesis, which ultimately could have influenced plant's height. During their research on

gladiolus, **Shakya et al. (2018)** also discovered results that were very similar. On the other hand potassium boosts the movement of photosynthates in the phloem tissue, which may result in an increase in the meristematic activity of the plant system. Similar results were also observed by **Kumar et al. (2017)** and **Regar et al. (2016)** on gladiolus. The application of phosphorus might also have had an influence on the height of the plants because it is necessary for the process of cell division (**Dhakal et al., 2017**)

Number of leaves per plant: The maximum Number of Leaves per plant (Table 4; Fig 3) [8.77 (2020-21), 8.95 (2021-22) and 8.86 (Pooled)] was recorded under treatment T₁₁ (NPK @150:100:120). However, the lowest Number of Leaves per plant [7.60 (2020-21), 7.54 (2021-22) and 7.57 (Pooled)] was recorded in T₀ (Control) during both the years of study as well as pooled analysis. As a result of the observations made above, it can be concluded that the addition of NPK in the ratio of 150:100:120 has a positive influence on the Number of Leaves per plant of gladiolus. Nitrogen being involved in all cellular enzyme activities, suggesting that it actively participates in energy metabolism, which might have aided in the increase in number of leaves per plant. **Dhakal et al. (2017)**, **Chauhan (2015)** and **Akter et al. (2017)** also found similar results on gladiolus. **Shah et al. (2014)** also found that an increase in the potassium application level caused *Zinnia elegans* to generate more leaves. Similar results were found by **El-Naggar and El-Nasharty (2016)** on gladiolus.

Days to emergence of spike: The data regarding Days to emergence of spike is shown in Table 5; Fig 4. From the data it was observed that treatment T₀ (Control) recorded the maximum Days to emergence of spike [80.21 (2020-21), 79.95 (2021-22) and 80.08 (Pooled)] days where-as the lowest Days to emergence of spike [71.45 (2020-21), 71.21 (2021-22) and 71.33 (Pooled)] days was recorded in T₁₁ (NPK @150:100:120) during both the years of study as well as pooled analysis. The number of days until spike emergence has significantly decreased, possibly due to phosphorus application. it is a part of RNA, which reads DNA's genetic code to create proteins and other substances necessary for plant structure and genetic transfer. Phosphorus bonds bind the DNA and RNA structures to one another. A crucial part of ATP, the energy unit of plants, is phosphorus. ATP is created during photosynthesis, contains phosphorus in its structure, and functions from seedling emergence through growth and maturation (**Schachtman et al., 1998**). The minimal days to spike emergence with phosphorus applications have yielded the same findings by **Mohapatra et al., 2005** on gladiolus. Similar results were also found by **Sabastian et al. (2017)**, **Chandana and Dorajeerao (2014)** and **Kumar (2009)** on gladiolus.

FLORAL ATTRIBUTES

Flowering duration: Table 6; Fig 5 displays the collected data in terms of Flowering duration during the year 2020-21 and 2021-22, it was observed that, treatment T₁₁ (NPK @150:100:120) recorded the maximum flowering duration (days) [16.80 (2020-21), 16.92 (2021-22) and 16.86 (Pooled)] days over all other treatments where-as T₀ (Control) had the lowest recorded flowering duration (days), which was [13.95 (2020-21), 14.01 (2021-22) and 13.98 (Pooled)] days during both the years of study as well as pooled analysis. It might be attributed to the application of nitrogen to the plants. The low nitrogen content in plant tissues may reduce polyamine levels (Marschner, 1995). It has been claimed that polyamines serve either as a nitrogen source or as signal molecules that regulate abscission and bloom lifetime (Aziz, 2003). Therefore, polyamines may play a vital role in extending the period of flowering in plants. On the other-hand P and K might not have enough effect on flowering duration of gladiolus. Olivaris *et al.* (2022) and Woodson and Boodley (1983) also found partially similar results.

Length of spike (cm): The data regarding Length of spike (cm) is shown in Table 5; Fig 4. Treatment T₁₁ (NPK @150:100:120) recorded the maximum length of spike per plant (Table 7; Fig 6) [87.35 (2020-21), 87.79 (2021-22) and 87.57 (Pooled)] cm over all other treatments where-as T₀ (Control) had the lowest recorded length of spikes per plant, which was [79.91 (2020-21), 79.44 (2021-22) and 79.68 (Pooled)] cm during both the years of study as well as pooled analysis. Sharma *et al.* (2007) also reported that the application of a higher dose of N and K increased the length of the spike because the higher levels resulted in the production of a greater number of leaves, which increased photosynthesis, and the higher levels of photosynthates could have been used for the production of longer spikes. Similar results were also produced by Deshmukh *et al.* (2012) in Tuberose, Chandana and Dorajeerao (2014) on gladiolus, Bose and Yadav (2004) and Afifty (2003) on gladiolus.

Days taken for first floret opening: Treatment T₁₁ (NPK @150:100:120) recorded the minimum Days taken for first floret opening (Table 8; Fig 7) [109.95 (2020-21), 110.25 (2021-22) and 110.10 (Pooled)] days over all other treatments during. However, T₀ (Control) had the maximum recorded Days taken for first floret opening, which was [115.02 (2020-21), 115.13 (2021-22) and 115.08 (Pooled)] days during both the years of study as well as pooled analysis. According to the observations of Walkley and Black (1934), the opening of gladiolus florets was accompanied by an increase in carbohydrate concentration. Chlorophyll is an organelle needed for carbohydrate creation via photosynthesis and a chemical that gives plants their green colour. Nitrogen is a component of Chlorophyll that contributes to the enhancement of both characteristics. Nitrogen is necessary for plant functions like photosynthesis. Therefore, plants with adequate nitrogen will

experience high rates of photosynthesis and typically display a reduction in the number of days required for the first floret to open. Similarly, the outcome mirrored the findings of **Sharma and Singh, (2007)**, **Kumar and Misra, (2003)** and **Belwal *et al.* (2018)**.

Length of florets (cm): The data regarding Length of florets (cm) is shown in Table 9; Fig 8. It was observed that, treatment T₁₁ (NPK @150:100:120) recorded the maximum length of florets [9.87 (2020-21), 9.93 (2021-22) and 9.90 (Pooled)] cm over all other treatments where-as treatment T₀ (Control) had the lowest recorded length of florets (cm), which was [7.93 (2020-21), 8.01 (2021-22) and 7.97 (Pooled)] during both the years of study as well as pooled analysis. It is possible that increased plant development and, as a result, increased photosynthetic activity were responsible for the improvement in floral quality, as measured by the length of the florets. This improvement was brought about by appropriate fertilisation. **Yadav (2018)** and **Mahadik and Chopde (2015)** came to similarly conclusive findings as well. Similar results were also produced by **Deshmukh *et al.* (2012)** in Tuberose, **Chandana and Dorajeero (2014)** on gladiolus, **Sharma *et al.* (2007)** while working on Tuberose.

Diameter of florets: According to the data mentioned at Table 10; Fig 9, it was observed that, treatment T₁₁ (NPK @150:100:120) recorded the maximum diameter of florets [7.78 (2020-21), 7.87 (2021-22) and 7.83 (Pooled)] cm over all other treatments where-as T₀ (Control) had the lowest recorded diameter of florets (cm), which was [5.91 (2020-21), 5.83 (2021-22) and 5.87 (Pooled)] during both the years of study as well as pooled analysis. **Sharma *et al.* (2007)** also found that the diameter of the florets increased when more N and K were applied. This happened as a result of the higher levels causing the formation of more leaves, which boosted photosynthesis. Additionally, higher diameter of florets might have been produced using the increased concentrations of photosynthates. Similar results were also produced by **Yadav (2018)**, **Mahadik and Chopde (2015)** and **Chandana and Dorajeero (2014)** on gladiolus and **Deshmukh *et al.* (2012)** and **Sharma *et al.* (2007)** while working on Tuberose.

Number of florets opened at a time (125 DAP): The data regarding Number of florets opened at a time (125 DAP) is shown in Table 11; Fig 10. It was observed that, treatment T₁₁ (NPK @150:100:120) recorded the maximum Number of florets opened at a time (125 DAP) [5.67 (2020-21), 5.71 (2021-22) and 5.69 (Pooled)] over all other treatments. However, T₀ (Control) had the lowest recorded Number of florets opened at a time (125 DAP), which was [4.34 (2020-21), 4.3 (2021-22) and 4.32 (Pooled)] during both the years of study as well as pooled analysis. Floret opening may be caused by a combination of sugar intake and polysaccharide breakdown. In a similar experiment performed by **Yamane *et al.*, 1991** on gladiolus florets, he discovered that in

gladiolus florets, where starch is a source of soluble carbohydrate, the increase in sugar content was 7–8 times greater than the decrease in starch content, indicating sugar uptake during flower opening. Similarly, the increase in perianth sugars in freesia florets was more than 10 times greater than the decrease in starch content. Consequently, the administration of NPK to gladiolus may have increased the rate of photosynthesis, influencing the number of florets that opened simultaneously. During their investigation on gladiolus, **Shakya *et al.* (2018)** also uncovered results that were remarkably comparable to those previously discovered. **Khan and Iftikhar (2004)** and **Hilal *et al.* (2001)** also found similar results while working on gladiolus.

UNDER PEER REVIEW

Table 1: Effect of N, P₂O₅ and K₂O on Days to 50% sprouting of Gladiolusa-highest value, i-lowest value

Treatment Symbol	Days to 50% sprouting		
	2020-21	2021-22	Pooled
T ₀	9.91a	9.98a	9.94a
T ₁	9.3b	9.25b	9.27b
T ₂	9.18c	9.14c	9.16c
T ₃	9.14cd	9.11c	9.12cd
T ₄	9.21bc	9.17c	9.19bc
T ₅	9.05de	9.03d	9.04de
T ₆	8.92f	8.92e	8.92f
T ₇	8.89fg	8.88e	8.88fg
T ₈	8.96ef	8.95e	8.95ef
T ₉	8.8gh	8.8f	8.8gh
T ₁₀	8.67i	8.72g	8.69i
T ₁₁	8.65i	8.69g	8.67i
T ₁₂	8.71hi	8.75fg	8.73hi
F-test	**	**	**
S.E. (m) (±)	0.03	0.03	0.02
C.D. @ 5%	0.1	0.08	0.06
C.D. @ 1%	0.14	0.1	0.08
Treatment*Year	**		

Fig 1: Effect of N, P₂O₅ and K₂O on Days to 50% sprouting of Gladiolus

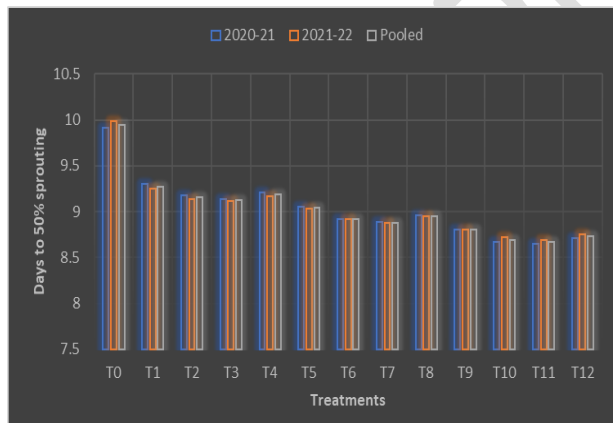


Table 2: Effect of N, P₂O₅ and K₂O on Plant Height (cm) of Gladiolus

Treatment Symbol	Plant Height (cm)		
	2020-21	2021-22	Pooled
T ₀	71.94g	72.98g	72.46g
T ₁	72.78f	73.87f	73.33f
T ₂	73.88e	75.14e	74.51e
T ₃	74.22e	75.55e	74.89e
T ₄	73.58e	74.76e	74.17e
T ₅	75.03d	76.44d	75.74d
T ₆	76.15bc	77.78c	76.97bc
T ₇	75.65cd	78.17c	76.91c
T ₈	75.82bc	77.37c	76.60c
T ₉	76.44b	79.07b	77.75b
T ₁₀	77.54a	80.34a	78.94a
T ₁₁	77.87a	80.57a	79.22a
T ₁₂	77.26a	79.97a	78.61a
F-test	**	**	**
S.E. (m) (±)	0.25	0.29	0.35
C.D. @ 5%	0.73	0.86	1.09
C.D. @ 1%	0.99	1.17	1.53
Treatment* Year	**		

Fig 2: Effect of N, P₂O₅ and K₂O on Plant Height (cm) sprouting of Gladiolus

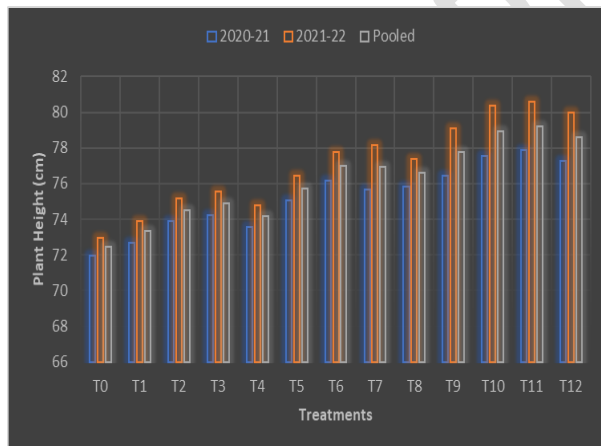


Table 3: Effect of N, P₂O₅ and K₂O on Number of leaves per plant of Gladiolus

Treatment Symbol	Number of leaves per plant		
	2020-21	2021-22	Pooled
T ₀	7.60i	7.54g	7.57i
T ₁	7.69hi	7.85f	7.77h
T ₂	7.90g	8.06e	7.98g
T ₃	7.95fg	8.11e	8.03fg
T ₄	7.84gh	8.00e	7.92gh
T ₅	8.09ef	8.26d	8.18ef
T ₆	8.31d	8.48c	8.40d
T ₇	8.37cd	8.54c	8.45cd
T ₈	8.24de	8.41c	8.33de
T ₉	8.51bc	8.69b	8.603bc
T ₁₀	8.71a	8.89a	8.80a
T ₁₁	8.77a	8.95a	8.86a
T ₁₂	8.66ab	8.84a	8.75ab
F-test	**	**	**
S.E. (m) (±)	0.05	0.05	0.03
C.D. @ 5%	0.15	0.15	0.1
C.D. @ 1%	0.21	0.2	0.14
Treatment*Year	NS		

Fig 3: Effect of N, P₂O₅ and K₂O on Number of leaves per plant of Gladiolus

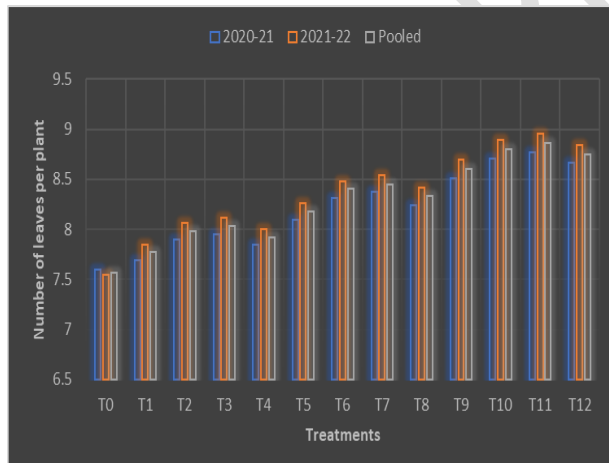


Table 4: Effect of N, P₂O₅ and K₂O on Days to emergence of spike of Gladiolus

Treatment Symbol	Days to emergence of spike		
	2020-21	2021-22	Pooled
T ₀	80.21a	79.95a	80.08a
T ₁	77.73b	76.04b	76.89b
T ₂	76.51c	74.94c	75.73cd
T ₃	76.22c	75.60bc	75.91c
T ₄	76.88c	75.25bc	76.07c
T ₅	75.37d	74.81cd	75.09de
T ₆	74.21e	73.65e	73.93f
T ₇	73.85e	73.35ef	73.60f
T ₈	74.54de	74.02de	74.28ef
T ₉	73f	72.56fg	72.78g
T ₁₀	71.79g	71.46h	71.63h
T ₁₁	71.45g	71.21h	71.33h
T ₁₂	72.17fg	71.77gh	71.97gh
F-test	**	**	**
S.E. (m) (±)	0.29	0.27	0.19
C.D. @ 5%	0.84	0.8	0.56
C.D. @ 1%	1.14	1.08	0.75
Treatment*Year	NS		

Fig 4: Effect of N, P₂O₅ and K₂O on Days to emergence of spike of Gladiolus

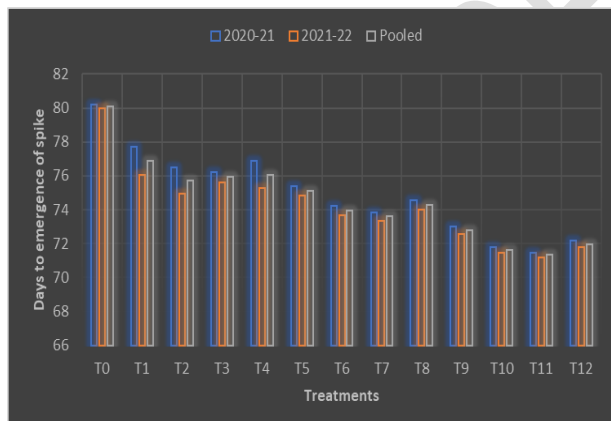


Table 5: Effect of N, P₂O₅ and K₂O on Flowering duration of Gladiolus

Treatment Symbol	Flowering duration (days)		
	2020-21	2021-22	Pooled
T ₀	13.95i	14.01i	13.98i
T ₁	14.68h	15.03h	14.86h
T ₂	15.07g	15.37g	15.22g
T ₃	15.17fg	15.49fg	15.33fg
T ₄	14.98gh	15.29gh	15.14gh
T ₅	15.47ef	15.75ef	15.61ef
T ₆	15.89d	16.10d	16.00d
T ₇	15.97cd	16.22cd	16.10cd
T ₈	15.77de	16.01de	15.89de
T ₉	16.27bc	16.48bc	16.38bc
T ₁₀	16.66a	16.84a	16.75a
T ₁₁	16.80a	16.92a	16.86a
T ₁₂	16.57ab	16.74ab	16.66ab
F-test	**	**	**
S.E. (m) (±)	0.1	0.09	0.06
C.D. @ 5%	0.3	0.27	0.2
C.D. @ 1%	0.41	0.36	0.26
Treatment*Year	NS		

Fig 5: Effect of N, P₂O₅ and K₂O on Flowering Duration (days) sprouting of Gladiolus

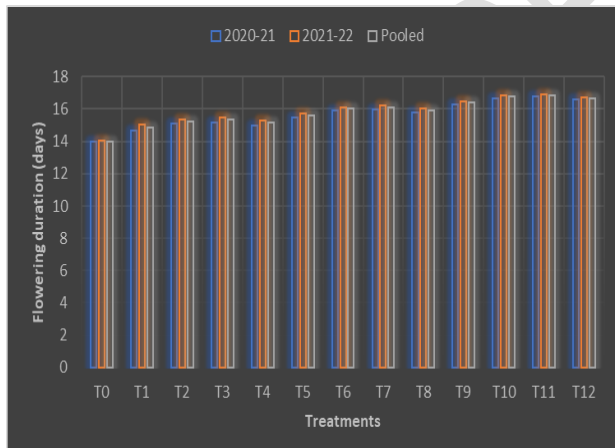


Table 6: Effect of N, P₂O₅ and K₂O on Length of spike (cm) of Gladiolus

Treatment Symbol	Length of spike (cm)		
	2020-21	2021-22	Pooled
T ₀	79.91g	79.44i	79.68g
T ₁	80.94f	81.74h	81.34f
T ₂	82.16e	82.93g	82.55e
T ₃	82.45e	83.24fg	82.85de
T ₄	81.81e	82.56gh	82.19ef
T ₅	83.32d	84.06ef	83.69d
T ₆	84.58c	85.22d	84.9c
T ₇	84.93c	85.51cd	85.22bc
T ₈	84.19c	84.89de	84.54c
T ₉	85.8b	86.33bc	86.07b
T ₁₀	86.98a	87.48a	87.23a
T ₁₁	87.35a	87.79a	87.57a
T ₁₂	86.67a	87.16ab	86.92a
F-test	**	**	**
S.E. (m) (±)	0.3	0.29	0.2
C.D. @ 5%	0.87	0.84	0.59
C.D. @ 1%	1.17	1.14	0.78
Treatment*Year	NS		

Fig 6: Effect of N, P₂O₅ and K₂O on Length of spike (cm) of Gladiolus

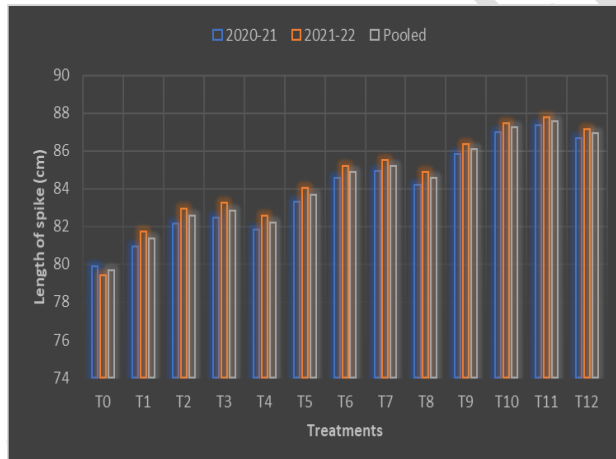


Table 7: Effect of N, P₂O₅ and K₂O on Days taken for first floret opening of Gladiolus

Treatment Symbol	Days for first floret opening		
	2020-21	2021-22	Pooled
T ₀	115.02a	115.13a	115.08a
T ₁	114.21b	113.93b	114.07b
T ₂	113.39c	113.23c	113.31c
T ₃	113.18c	113.05cd	113.12cd
T ₄	113.62c	113.42bc	113.52bc
T ₅	112.59d	112.54de	112.57de
T ₆	111.81e	111.85f	111.83f
T ₇	111.59e	111.64fg	111.62fg
T ₈	112.00e	112.03ef	112.02ef
T ₉	111.00f	111.13gh	111.07gh
T ₁₀	110.17g	110.44i	110.31i
T ₁₁	109.95g	110.25i	110.10i
T ₁₂	110.41g	110.62hi	110.52hi
F-test	**	**	**
S.E. (m) (±)	0.2	0.18	0.13
C.D. @ 5%	0.58	0.53	0.38
C.D. @ 1%	0.79	0.71	0.51
Treatment*Year	NS		

Fig 7: Effect of N, P₂O₅ and K₂O on Days for first floret opening of Gladiolus

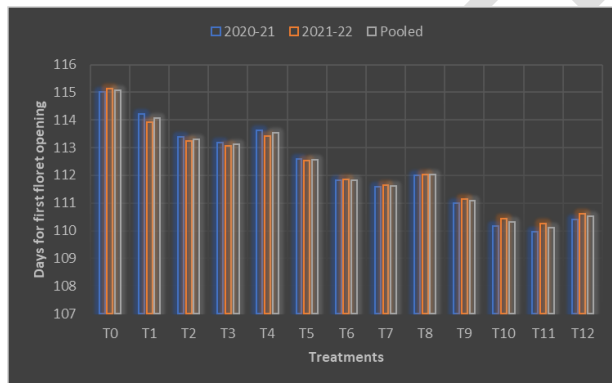


Table 8: Effect of N, P₂O₅ and K₂O on Length of florets (cm) of Gladiolus

Treatment Symbol	Length of florets (cm)		
	2020-21	2021-22	Pooled
T ₀	7.93g	8.01f	7.97g
T ₁	8.83f	9.05e	8.94f
T ₂	8.95ef	9.25d	9.10de
T ₃	9.01e	9.17de	9.09de
T ₄	8.90ef	9.19d	9.05ef
T ₅	9.17d	9.31d	9.24d
T ₆	9.39c	9.51c	9.45c
T ₇	9.45c	9.56c	9.51c
T ₈	9.33c	9.45c	9.39c
T ₉	9.61b	9.70b	9.66b
T ₁₀	9.83a	9.89a	9.86a
T ₁₁	9.87a	9.93a	9.90a
T ₁₂	9.77a	9.84a	9.81a
F-test	**	**	**
S.E. (m) (±)	0.05	0.05	0.03
C.D. @ 5%	0.16	0.14	0.1
C.D. @ 1%	0.21	0.19	0.14
Treatment*Year	NS		

Fig 8: Effect of N, P₂O₅ and K₂O on Length of florets (cm) of Gladiolus

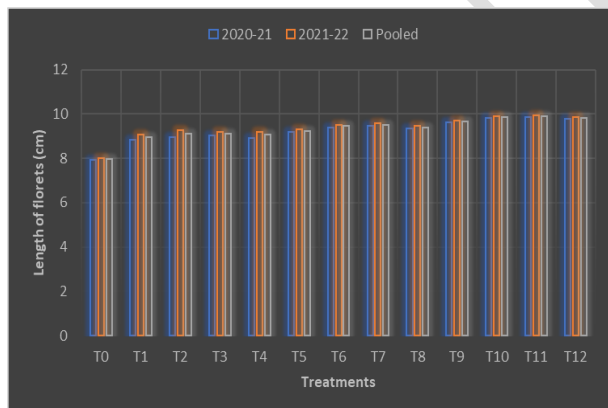


Table 9: Effect of N, P₂O₅ and K₂O on diameter of florets (cm) of Gladiolus

Treatment Symbol	Diameter of florets (cm)		
	2020-21	2021-22	Pooled
T ₀	5.91i	5.83i	5.87i
T ₁	6.42h	6.42h	6.42h
T ₂	6.68g	6.71g	6.70g
T ₃	6.76fg	6.76fg	6.76fg
T ₄	6.61gh	6.62gh	6.62gh
T ₅	6.95ef	6.96ef	6.96ef
T ₆	7.20d	7.23d	7.22d
T ₇	7.27cd	7.31cd	7.29cd
T ₈	7.14de	7.16de	7.15de
T ₉	7.46bc	7.51bc	7.49bc
T ₁₀	7.72a	7.78a	7.75a
T ₁₁	7.78a	7.87a	7.83a
T ₁₂	7.65ab	7.71ab	7.68ab
F-test	**	**	**
S.E. (m) (±)	0.07	0.07	0.05
C.D. @ 5%	0.2	0.21	0.14
C.D. @ 1%	0.27	0.29	0.19
Treatment*Year	NS		

Fig 9: Effect of N, P₂O₅ and K₂O on diameter of florets (cm) of Gladiolus

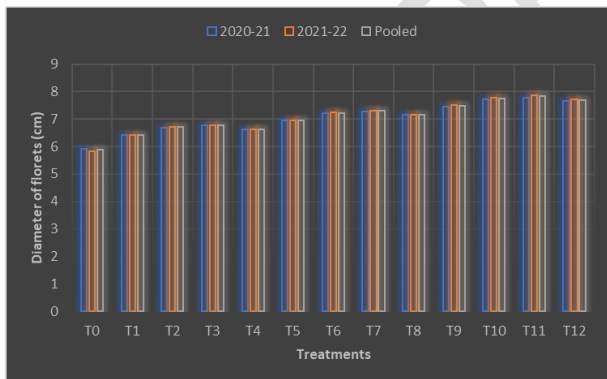


Table 10: Effect of N, P₂O₅ and K₂O on Length of florets (cm) of Gladiolus

Treatment Symbol	Length of florets (cm)		
	2020-21	2021-22	Pooled
T ₀	7.93g	8.01f	7.97g
T ₁	8.83f	9.05e	8.94f
T ₂	8.95ef	9.25d	9.10de
T ₃	9.01e	9.17de	9.09de
T ₄	8.90ef	9.19d	9.05ef
T ₅	9.17d	9.31d	9.24d
T ₆	9.39c	9.51c	9.45c
T ₇	9.45c	9.56c	9.51c
T ₈	9.33c	9.45c	9.39c
T ₉	9.61b	9.70b	9.66b
T ₁₀	9.83a	9.89a	9.86a
T ₁₁	9.87a	9.93a	9.90a
T ₁₂	9.77a	9.84a	9.81a
F-test	**	**	**
S.E. (m) (±)	0.05	0.05	0.03
C.D. @ 5%	0.16	0.14	0.1
C.D. @ 1%	0.21	0.19	0.14
Treatment*Year	NS		

Fig 10: Effect of N, P₂O₅ and K₂O on Length of florets (cm) of Gladiolus

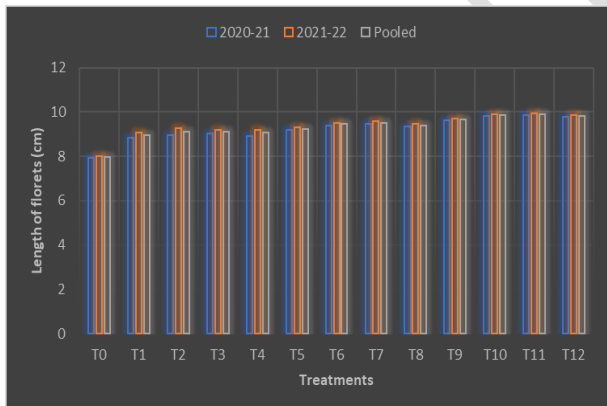


Table 11: Effect of N, P₂O₅ and K₂O on diameter of florets (cm) of Gladiolus

Treatment Symbol	Diameter of florets (cm)		
	2020-21	2021-22	Pooled
T ₀	5.91i	5.83i	5.87i
T ₁	6.42h	6.42h	6.42h
T ₂	6.68g	6.71g	6.70g
T ₃	6.76fg	6.76fg	6.76fg
T ₄	6.61gh	6.62gh	6.62gh
T ₅	6.95ef	6.96ef	6.96ef
T ₆	7.20d	7.23d	7.22d
T ₇	7.27cd	7.31cd	7.29cd
T ₈	7.14de	7.16de	7.15de
T ₉	7.46bc	7.51bc	7.49bc
T ₁₀	7.72a	7.78a	7.75a
T ₁₁	7.78a	7.87a	7.83a
T ₁₂	7.65ab	7.71ab	7.68ab
F-test	**	**	**
S.E. (m) (±)	0.07	0.07	0.05
C.D. @ 5%	0.2	0.21	0.14
C.D. @ 1%	0.27	0.29	0.19
Treatment*Year	NS		

Fig 11: Effect of N, P₂O₅ and K₂O on diameter of florets (cm) of Gladiolus

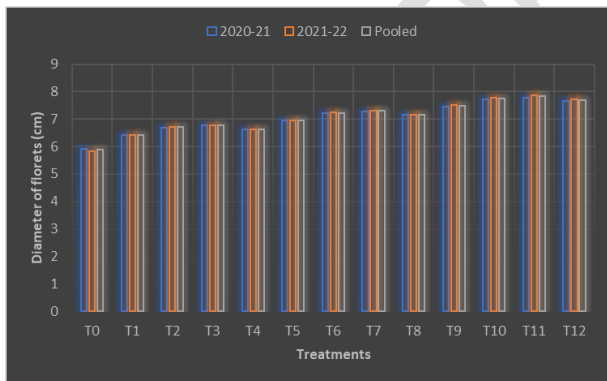
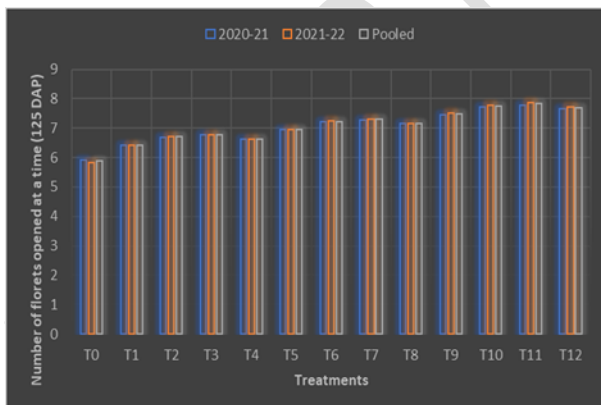


Table 12: Effect of N, P₂O₅ and K₂O on Number of florets opened at a time (125 DAP) of Gladiolus

Treatment Symbol	Number of florets opened at a time (125 DAP)		
	2020-21	2021-22	Pooled
T ₀	4.34i	4.3g	4.32i
T ₁	4.59h	4.63f	4.61h
T ₂	4.79g	4.83e	4.81g
T ₃	4.85fg	4.89e	4.87fg
T ₄	4.75g	4.79e	4.77g
T ₅	5.00ef	5.04d	5.02ef
T ₆	5.21d	5.25c	5.23d
T ₇	5.25cd	5.29c	5.27cd
T ₈	5.15de	5.19c	5.17de
T ₉	5.40bc	5.44b	5.42bc
T ₁₀	5.62a	5.66a	5.64a
T ₁₁	5.67a	5.71a	5.69a
T ₁₂	5.55ab	5.59a	5.57ab
F-test	**	**	**
S.E. (m) (±)	0.05	0.05	0.03
C.D. @ 5%	0.15	0.15	0.1
C.D. @ 1%	0.21	0.2	0.14
Treatment*Year	NS		

Fig 12: Effect of N, P₂O₅ and K₂O on Number of florets opened at a time (125 DAP) of Gladiolus



CONCLUSION

From the results of the current experiment, it can be inferred that Treatment T₁₁ (NPK @150:100:120), had the best effects. It was deemed to have the best growth attributes including Days to 50% Sprouting, Plant height (cm), Number of Leaves per plant & Days to emergence of spike and floral attributes like Flowering Duration, Length of the Spike (cm), Days taken for first floret opening, Length of florets (cm), Diameter of florets (cm) & Number of florets opened at a time (125 DAP).

FUTURE SCOPE OF STUDY

The main goals of gladioli growers are to enhance the length of spike and florets to increase its apparel. This research presents new empirical discoveries concerning the responses of different concentrations of Nitrogen, Phosphorous, and Potassium. To optimise the growth and floral characteristics of gladiolus cv. Nova Lux cultivation in the prayagraj agro-climate, it is suggested to use NPK @150:100:120. Our experiments have demonstrated that this specific combination resulted in the most significant increases. The following techniques and results are anticipated to enhance Gladiolus production while minimising the impact on cultivated land degradation. Due to the dynamic nature of cultivated Gladiolus varieties, it is recommended that the experimental design be replicated in the upcoming years to evaluate the impact of fertilisation on novel and sought-after varieties in the market.

REFERENCES

- Afifty, M. M. (2003).** Effect of high fertilizer rates on the growth, flowering and flower quality of three gladiolus cultivars. *Hortic. Abstr.* 12(4): 480.
- Ahemad, M., Zaidi, A., Khan, M.S. and Oves, M. (2009).** Biological importance of phosphorus and phosphate solubilizing microbes—An overview. *Phosphate Solubilising Microbes for Crop Improvement*, pp.1-14.
- Akter, A., Shahjahan, M. and Kabir, K. (2017).** Effect of Phosphorus and Zinc on Growth, Flowering and Yield of Gladiolus. *Journal of Experimental Agriculture International*; 17(2): 1– 11p.
- Ameh, S. J., Obodozie, O. O., Olorunfemi, P. O., Okoliko, I. E. and Ochekepe, N. A. (2011).** Potentials of gladiolus corms as an antimicrobial agent in food processing and traditional medicine. *Journal of Microbiology and Antimicrobials*, 3 (1): 8-12.

- Aziz, A. (2003).** Spermidine and related-metabolic inhibitors modulate sugar and amino-acid levels in *Vitis vinifera* L.: Possible relations with initial fruitlet abscission. *J. Exp. Bot.*, 54:355-363.
- Belwal, S. (2018).** Standardization of floral preservatives for storage and vase life enhancement of *Gladiolus grandiflora* var. Nova Lux. Thesis, M.Sc. G.B. Pant University of Agriculture & Technology, Pantnagar, p.49-109
- Bose, T. K. and Yadav, L. P. (2004).** Influence of potassium fertilizer rate and form on photosynthesis and N₂-fixation of alfa alfa. *Crop Sci.* 21: 481-485.
- Chandana, K. and Dorajeerao, A. V. D. (2014).** Effect of graded levels of nitrogen and phosphorus on growth and yield of gladiolus (*Gladiolus grandiflorus* l.) cv. white Prosperity in coastal AP, India. *Plant Archives*, 14(1), pp.143-150.
- Chauhan, R. V. (2015).** Effect of Integrated Nutrient Management on Growth, Yield and Quality of *Gladiolus grandifloru* L.) Cv. Psittacinus Hybrid. *Journal of Horticulture*. 2015; 2(1): 2–7p.
- Demir, S. and Çelikel, F. G. (2019).** Endangered gladiolus species of Turkey. *Turkish Journal of Agriculture-Food Science and Technology*, 7(5): 693-697.
- Deshmukh, R. N. (2012).**Effect of Various Irrigation Methods on Growth, Flowering and Yield of Tuberose (*Polyanthes tuberosa* L.). *Journal Horticulture Science*, 7(1): 94-97
- Dhakal, K., Khanal, D. and Ayer, D. P. (2017).** Effect of Nitrogen and Phosphorous on Growth, Development and Vase Life of *Gladiolus*. *Research & Reviews: Journal of Agricultural Science and Technology*. Volume 6, Issue 3 ISSN: 2278-2206
- El-Naggar, A. A. M. and El-Nasharty, A. B. (2016).** Effect of Potassium Fertilization on Growth, Flowering, Corms Production and Chemical Contents of (*Gladiolus hybrida* L.) Cv. "Rose Supreme". *Alexandria Science Exchange Journal*; Volume 37, Page 714-728
- FAO. (2013).** Cut Flower Production In India-Narendra K. Dadlani (online). Available at <http://www.fao.org/docrep/005/ac452e/ac452e04.htm>
- Haokip, N. and Singh, U. C. (2005).** Response of nitrogen and phosphorus on growth and flowering parameters in gladiolus. *J Orn. Hort*, 8(4), pp.314-315.

- Hilal A. A., Elewa, I. S., Hassan, S. E., El- Malak, S. S. A. (2001).** Cairo Egypt, 29(2), 97-105.
- Khan, M. A. and Iftikhar, A. (2004).** Growth and flowering of *Gladiolus hortulanus* L. c.v. Wind Song as influenced by various levels of NPK. *International Journal of Agriculture and Biology*. Friend Science Publishers, Faisalabad, Pakistan, 6, 1037-1039.
- Kumar, K., Singh, C. N. and Beniwal, V. S. (2017).** Effect of Nitrogen Fertilizer on Different Attributes of Gladiolus (*Gladiolus grandiflorous* L.) cv. American Beauty; (1): 1–3p
- Kumar, M., Singh, A. K. and Singh, R. P. (2019).** Response of integrated nutrient management on vase life and corm yield of gladiolus (*Gladiolus grandiflorus*) cv. white prosperity. *International Journal of Chemical Studies*. 7(4): 2210-2212.
- Kumar, R. and Misra, R. L. (2003).** Response of gladiolus to nitrogen, phosphorus and potassium fertilization. *J. Ornamental Hort.*, 6 (2): 95-99.
- Kumar, R. L. (2009).** Flowering of gladiolus cv. Jester Gold as affected by different doses of nitrogen, phosphorus and potassium. *Environment and Ecology* 27:607-610.
- Kumari, R. V., Kumar, D. P., Arunkumar, B. and Mahadevamma, M. (2014).** Effect of integrated nutrient management on floral and cormal parameters in gladiolus (*gladiolus hybridus* L.). *International Journal of Agricultural Sciences*, 10(1): 15-22.
- Mahadik, M. K. and Chopde, N. (2015).** Influence of Nitrogen and Potassium on growth and yield of gladiolus corms. *Plant archives* 15 (1): 193-196.
- Marschner, H. (1995).** Mineral nutrition of Higher plants. 2nd Edn., *Acsdemic Press*, San Diego, USA, pp:889.
- Mohapatra, K. C., Mohanty, C., Mallick, R. (2005).** Effect of major nutrients on corm production of gladiolus. *Orissa J. Horticult.* 33(2), 99-102.
- N.H.B. National Horticultural Board database, (2014).** Gurgaon, Haryana, India, http://nhb.gov.in/areapro/horst_galance_2015.pdf
- Neto, A. E. F., Boldrin, K. V. F., and Mattson, N. S. (2015).** Nutrition and quality in ornamental plants. *Ornamental Horticulture*, 21: 139-150.

- Olivares, B. O, Calero, J., Rey, J. C., Lobo, D, Landa, B. B. and Gómez, J. A. (2022).** Correlation of banana productivity levels and soil morphological properties using regularized optimal scaling regression. *Catena*. 2022; 208:105718
- Patokar, M. J., Dalal, S. R., Panchbhai, D. M. and Gupta, N. S. (2022).** Effect of integrated nutrient management on growth, flowering and yield of gladiolus cv. PDKV gold. *The Pharma Innovation Journal*, 11(7): 3261-3264.
- Preeti, C., Shanker, V. M. and Rathor, V. (2014).** Effect of NPK on physio- Chemical Parameter of gladiolus (*Gladiolus hybridus* L.) cv. White Prosperity. *International Journal of Scientific and Research Publications*, 4(12): 1-5.
- Regar, A. L., Thumar, B. V., Mahawer, L. N. (2016).** Effect of Spacing and Nitrogen on Floral and Vase Life Spa Parameter of Gladiolus (*Gladiolus Grandiflorus* L.). *An International Quarterly Journal of Life-science: The Bioscan*; 11(1): 539–542p.
- Sabastian, K. S., Kreditsu, R., Moyon, N. N., Dakho, J., Hemanta, L. (2017).** Graded level of phosphorus on growth and flowering of gladiolus (*gladiolus grandiflorus* L.) cv.
- Schachtman, D. P., Reid, R. J., Ayling, S. M., 1998.** Phosphorus Uptake by Plants: from soil to Cell. *Plant Phys.* 116, 447-453.
- Shah, S. N. M., Ali, A., Amin, N., Shah M. and Khan. A. (2014).** Potassium influence on flowering and morphology of *Zinnia elegans*. *Int. J. Farming Allied Sci.*, 3: 377-381
- Shakya, S. M., Basnet, M. and Pant, S. S. (2018).** Effect of different nitrogen and phosphorous doses on gladiolus yield in Ilam, Nepal. *Nepalese Journal of Agricultural Sciences*, 2018, vol. 17 ISSN 2091- 042X; e ISSN 2091- 0428.
- Sharma, G. and Singh, P. (2007).** Response of N, P and K on vegetative growth, flowering and corm production in gladiolus under mango orchard. *J. Ornamental Hort.*, 10 (1) : 52-54.
- Song, B., Niu, S. L., & Wan, S. Q. (2016).** Precipitation regulates plant gas exchange and its long- term response to climate change in a temperate grassland. *Journal of Plant Ecology*, 9(5), 531–541.
- Tharaka, M., Ravi Chandra, K. and Singh, V. (2021).** Influence of Nitrogen and Zinc on Growth and Yield of Baby Corn (*Zea mays* L.). *International Journal of Plant & Soil Science*. 33(23): 64-70.

- Tiansawat, P., & Dalling, J. W. (2013).** Differential seed germination responses to the ratio of red to far-red light in temperate and tropical species. *Plant Ecology*, 214(5), 751–764
- Tripathi, A. (2014).** Indian Floriculture Industry: An Overview. *Agricultural Marketing*, 191.
- Walkley, A. and Black, C. A. (1934).** An examination of different method for determining soil organic carbon and a proved modification of chromic acid titration method. *Soil Sci.*, 37: 29-38.
- Woodson, W. R. and Boodley, J. W. (1983).** Accumulation and partitioning of nitrogen and dry matter during the growth of Chrysanthemum. *HortScience*. 1983; 18:196-197.
- Yadav, U. (2018).** Water and Nutrient Management Studies on Gladiolus (*Gladiolus grandiflorus*) under Drip Environment. Thesis, M. Tech. Indira Gandhi Krishi Vishwa Vidyalaya, Raipur. p. 60-102
- Yamane, K., Kawabata, S., Sakiyama, R. (1991).** Changes in water relations, carbohydrate contents and acid invertase activity associated with perianth elongation during anthesis of cut gladiolus flowers. *Journal of the Japanese Society for Horticultural Science* 60,421–428.
- Yan, D., Easwaran, V., Chau, V., Okamoto, M., Ierullo, M., Kimura, M., Nambara, E. (2016).** NIN-like protein 8 is a master regulator of nitrate-promoted seed germination in Arabidopsis. *Nature Communications*, 7, 13179
- Zamin, M., Khan, A., Jan, I., Rabbi, F., Shah, S., Ali, R., Ullah, K. and Amin, M. (2020).** Effect of nitrogen and potash on the yield and quality of gladiolus (*Gladiolus grandiflorus* L) flower. *Sarhad Journal of Agriculture*, 36(2), pp.397-401.

UNDER PEER REVIEW