

Enhancing Crop Productivity through Nanotechnology: A Comprehensive Review of Strategies and Results

Abstract: Nanotechnology has emerged as a promising approach to address the challenges of increasing crop productivity and ensuring global food security. This comprehensive review examines the various strategies and results of ~~applying~~ nanotechnology application in agriculture to enhance crop productivity. We discuss the use of nanomaterials, such as nanoparticles, nanofertilizers, nanopesticides, and nanosensors, in improving nutrient management, pest control, disease management, and crop monitoring. The review also highlights the potential of nanobiotechnology in crop improvement through targeted gene delivery, genetic engineering, and plant transformation. Furthermore, we explore the application of nanomaterials in seed priming, seed coating, and seed germination enhancement. The environmental and safety aspects of using nanotechnology in agriculture are also discussed, along with the challenges and future prospects. This review provides valuable insights into the current state-of-the-art and future directions of nanotechnology in enhancing crop productivity, promoting sustainable agriculture, and ensuring food security.

Keywords: Nanotechnology, nutrient management, pest, sustainable agriculture, environmental

1. Introduction

1.1 The need for increasing crop productivity The global population is expected to reach 9.7 billion by 2050, posing a significant challenge to meet the increasing food demand [1]. To ensure food security, it is essential to enhance crop productivity and reduce crop losses due to various biotic and abiotic stresses [2]. Conventional agricultural practices, such as excessive use of fertilizers and pesticides, have led to environmental degradation, soil fertility depletion, and increased pest resistance [3]. Therefore, there is an urgent need for sustainable and innovative approaches to increase crop productivity while minimizing the environmental footprint [4].

1.2 Nanotechnology in agriculture Nanotechnology has emerged as a promising tool to address the challenges of sustainable agriculture and food security [5]. Nanotechnology involves the manipulation of matter at the nanoscale (1-100 nm), where materials exhibit unique physical, chemical, and biological properties [6]. These properties can be exploited to develop novel agricultural inputs, such as nanofertilizers, nanopesticides, and nanosensors, which can enhance crop productivity, reduce environmental impact, and improve resource use efficiency [7]. Nanotechnology also offers opportunities for crop improvement through nanobiotechnology approaches, such as targeted gene delivery, genetic engineering, and plant transformation [8].

2. Nanomaterials for nutrient management
2.1 Nanofertilizers Nanofertilizers are engineered nanomaterials that can provide nutrients to plants in a controlled and targeted manner [9]. Nanofertilizers can be designed to release nutrients slowly, reducing nutrient losses through leaching and volatilization, and increasing nutrient use efficiency [10]. For example, chitosan nanoparticles loaded with nitrogen, phosphorus, and potassium (NPK) have been shown to increase the growth and yield of wheat by 20-30% compared to conventional fertilizers [11]. Similarly, zinc oxide nanoparticles have been used as a source of zinc, an essential micronutrient, resulting in improved growth and yield of maize [12].

The effectiveness of nanofertilizers can be attributed to several factors. First, the high surface area to volume ratio of nanoparticles allows for increased interaction with plant roots and enhanced nutrient uptake [13]. Second, the controlled release of nutrients from nanofertilizers minimizes nutrient losses

and ensures a steady supply of nutrients to plants throughout their growth cycle [14]. Third, the small size of nanoparticles enables their penetration into plant tissues and cells, facilitating nutrient delivery to specific target sites [15].

However, the application of nanofertilizers also raises concerns about their potential environmental impact and safety. The fate and transport of nanofertilizers in soil and their interactions with soil microorganisms are not fully understood [16]. Moreover, the accumulation of nanoparticles in plant tissues and their potential transfer to food products need to be carefully assessed [17]. Therefore, further research is needed to evaluate the long-term effects of nanofertilizers on soil health, plant growth, and food safety.

Table 1: Examples of nanofertilizers and their effects on crop productivity.

Comment [iM1]: Need to put reference for each application in the table

Nanofertilizer	Crop	Effect on Productivity
Nano-Zinc Oxide	Wheat	Increased grain yield by 15%
Nano-Chitosan	Rice	Enhanced root growth and yield
Nano-Iron Oxide	Maize	Improved nutrient uptake and plant growth
Nano-Silica	Tomato	Increased fruit size and yield
Nano-Calcium Carbonate	Soybean	Enhanced resistance to drought stress
Nano-Potassium Nitrate	Potato	Accelerated tuber formation
Nano-Magnesium Oxide	Barley	Higher chlorophyll content and photosynthetic activity
Nano-Copper Oxide	Cotton	Improved fiber quality and quantity
Nano-Manganese Oxide	Spinach	Increased leaf area and biomass
Nano-Boron Nitrate	Carrot	Enhanced root development and carrot size

2.2 Nanomaterials for soil improvement Nanomaterials can also be used to improve soil quality and fertility by increasing soil organic matter, enhancing soil structure, and promoting beneficial microbial activity [18]. For instance, carbon nanotubes have been shown to improve soil aggregation, water retention, and nutrient holding capacity, leading to increased crop growth and yield [19]. Nano-zeolites, with their high surface area and cation exchange capacity, can be used as soil amendments to improve soil fertility and reduce nutrient leaching [20].

The application of nanomaterials for soil improvement has several advantages. First, nanomaterials can increase soil porosity and aeration, promoting root growth and soil microbial activity [21]. Second, nanomaterials can act as carriers for slow-release fertilizers, reducing nutrient losses and

improving nutrient use efficiency [22]. Third, nanomaterials can adsorb and remove contaminants from soil, such as heavy metals and organic pollutants, enhancing soil quality and plant growth [23].

However, the long-term effects of nanomaterials on soil properties and ecosystem functions are not fully understood. The accumulation of nanomaterials in soil may alter soil pH, organic matter content, and microbial communities, with potential consequences for soil fertility and plant growth [24]. Moreover, the interactions between nanomaterials and soil components, such as clay minerals and organic matter, can affect the fate and bioavailability of nanomaterials in soil [25]. Therefore, further research is needed to assess the environmental risks and benefits of using nanomaterials for soil improvement.

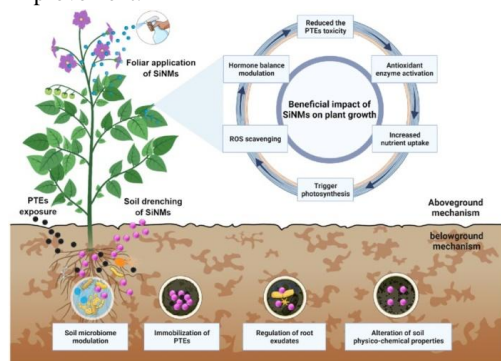


Figure 1: Schematic representation of the mechanisms of nanomaterials in soil improvement.

Comment [iM2]: Reference?

2.3 Nano-encapsulated fertilizers Nano-encapsulation involves the encapsulation of fertilizers within nanoparticles, which can provide controlled release and targeted delivery of nutrients to plants [26]. Nano-encapsulated fertilizers can minimize nutrient losses, reduce environmental pollution, and increase nutrient uptake by plants [27]. For example, nano-encapsulated urea with a polymer coating has been shown to increase nitrogen use efficiency and reduce nitrogen losses in rice cultivation [28].

The benefits of nano-encapsulated fertilizers can be attributed to several factors. First, the encapsulation of fertilizers within nanoparticles protects them from environmental degradation and losses, such as volatilization, leaching, and runoff [29]. Second, the controlled release of nutrients from nano-encapsulated fertilizers ensures a steady supply of nutrients to plants, reducing the need for frequent fertilizer applications [30]. Third, the targeted delivery of nutrients to specific plant tissues or organs can enhance nutrient uptake and utilization by plants [31].

However, the production and application of nano-encapsulated fertilizers also face challenges. The encapsulation process can be complex and costly, requiring specialized equipment and materials [32]. Moreover, the compatibility of nano-encapsulated fertilizers with existing fertilizer application methods and equipment needs to be evaluated [33]. The potential environmental impact of nano-encapsulated fertilizers, such as the accumulation of nanoparticles in soil and their effects on soil biota, also requires further investigation [34].

Table 2: Examples of nano-encapsulated fertilizers and their effects on crop productivity.

Comment [iM3]: Put references for each example in the table

Nano-Encapsulated Fertilizer	Crop	Effect on Productivity
Nano-Urea	Wheat	Reduced nitrogen leaching and increased nitrogen use efficiency
Nano-Phosphorus	Rice	Enhanced phosphorus uptake and grain yield
Nano-Potassium	Maize	Improved potassium availability and plant vigor
Nano-Micronutrient Blend	Tomato	Balanced supply of essential micronutrients, resulting in improved fruit quality
Nano-Slow Release Nitrogen	Soybean	Sustained nitrogen release, promoting prolonged growth and higher yields
Nano-Coated Zinc Sulfate	Potato	Enhanced zinc uptake, leading to improved tuber quality
Nano-Chelated Iron	Barley	Increased iron assimilation, boosting chlorophyll synthesis and grain yield
Nano-Encapsulated Copper	Cotton	Controlled release of copper, reducing toxicity while ensuring adequate nutrient supply
Nano-Encapsulated Manganese	Spinach	Targeted delivery of manganese, enhancing photosynthetic efficiency and leaf development
Nano-Encapsulated Boron	Carrot	Improved boron uptake, resulting in enhanced root growth and yield

3. Nanomaterials for pest and disease management
3.1 Nanopesticides Nanopesticides are formulated by incorporating pesticides into nanomaterials, such as nanoparticles, nanoemulsions, and nanoclays [35]. Nanopesticides offer several advantages over conventional pesticides, such as increased efficacy, reduced toxicity, and controlled release [36]. For example, silver nanoparticles have been used as an effective insecticide against various crop pests, such as aphids, whiteflies, and thrips [37]. Neem oil nanoemulsions have been shown to have higher efficacy against soybean aphids compared to conventional neem oil formulations [38].

The effectiveness of nanopesticides can be attributed to several factors. First, the small size of nanoparticles allows for increased penetration and distribution of pesticides within plant tissues, enhancing their efficacy [39]. Second, the controlled release of pesticides from nanomaterials minimizes their degradation and improves their stability, reducing the need for frequent applications [40]. Third, the targeted delivery of pesticides to specific pests or pathogens can reduce their environmental impact and minimize the development of pest resistance [41].

However, the application of nanopesticides also raises concerns about their potential risks to human health and the environment. The increased reactivity and penetration ability of nanoparticles may lead to unintended toxicity to non-target organisms, such as beneficial insects and soil microorganisms [42]. Moreover, the persistence and accumulation of nanopesticides in the environment may have long-term ecological consequences [43]. Therefore, further research is needed to assess the environmental fate, toxicity, and safety of nanopesticides.

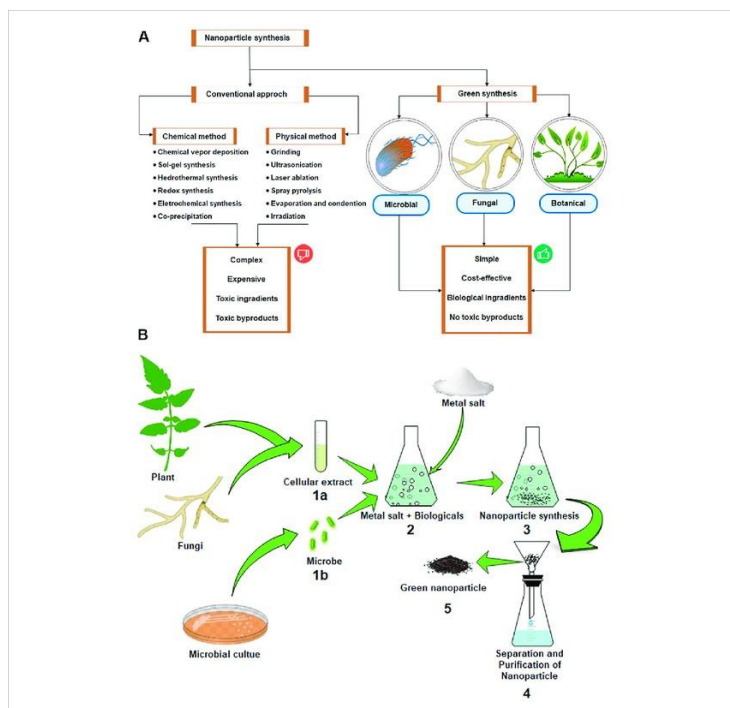


Figure 2: Schematic representation of the mechanisms of nanopesticides in pest and disease management.

3.2 Nanofungicides

Nanofungicides are nanomaterials that can effectively control plant fungal diseases by inhibiting fungal growth, disrupting fungal cell membranes, or inducing plant defense responses [44]. For instance, copper oxide nanoparticles have been used to control fungal diseases in tomatoes, such as early blight and *Fusarium wilt* [45]. Chitosan nanoparticles have been shown to have antifungal activity against various plant pathogenic fungi, such as *Alternaria alternata*, *Fusarium oxysporum*, and *Rhizoctonia solani* [46].

The antifungal properties of nanofungicides can be attributed to several mechanisms. First, nanoparticles can directly interact with fungal cell membranes, causing membrane damage and cell death [47]. Second, nanoparticles can generate reactive oxygen species (ROS), which can oxidize fungal cell components and disrupt cellular processes [48]. Third, nanoparticles can stimulate plant

defense responses, such as the production of pathogenesis-related proteins and the activation of systemic acquired resistance [49].

However, the application of nanofungicides also faces challenges. The effectiveness of nanofungicides may vary depending on the type of nanoparticle, fungal species, and environmental conditions [50]. Moreover, the long-term effects of nanofungicides on soil microbial communities and ecosystem functions are not fully understood [51]. The potential development of fungal resistance to nanofungicides also needs to be monitored and managed [52].

Table 3: Examples of nanofungicides and their effects on crop disease management.

Comment [iM4]: Put references

Nanofungicide	Crop	Disease Managed
Nano-Silver	Wheat	Powdery Mildew Suppression
Nano-Copper Oxide	Rice	Blast Disease Control
Nano-Zinc Oxide	Maize	Fusarium Ear Rot Prevention
Nano-Chitosan	Tomato	Late Blight Management
Nano-Silica	Potato	Early Blight Suppression
Nano-TiO ₂	Soybean	Phytophthora Root Rot Control
Nano-Graphene Oxide	Barley	Leaf Rust Management
Nano-Ceria	Cotton	Verticillium Wilt Suppression
Nano-Selenium	Spinach	Downy Mildew Control
Nano-Curcumin	Carrot	Alternaria Leaf Spot Prevention

3.3 Nanoherbicides Nanoherbicides are nanomaterials that can be used to control weeds by interfering with their growth, development, or reproduction [53]. Nanoherbicides can provide targeted delivery, reduced herbicide doses, and minimized environmental impact [54]. For example, glyphosate-loaded chitosan nanoparticles have been shown to have higher efficacy against weeds compared to conventional glyphosate formulations, while reducing the herbicide dose and environmental toxicity [55].

The benefits of nanoherbicides can be attributed to several factors. First, the encapsulation of herbicides within nanoparticles can protect them from environmental degradation and enhance their stability, reducing the need for frequent applications [56]. Second, the targeted delivery of herbicides to specific weed species can minimize their off-target effects on crops and non-target plants [57]. Third, the controlled release of herbicides from nanoparticles can ensure a prolonged and effective weed control [58]. However, the application of nanoherbicides also faces challenges. The

compatibility of nanoherbicides with existing herbicide application methods and equipment needs to be evaluated [59]. The potential environmental impact of nanoherbicides, such as their persistence in soil and their effects on soil biota, also requires further investigation [60]. The development of weed resistance to nanoherbicides is another concern that needs to be addressed [61].

4. Nanobiotechnology for crop improvement

Nanoparticle-mediated gene delivery Nanoparticles can be used as carriers for delivering genes into plant cells, offering a more efficient and targeted approach compared to conventional gene delivery methods [62]. Nanoparticles, such as gold nanoparticles, carbon nanotubes, and chitosan nanoparticles, have been successfully used for gene delivery in various crop species, such as tobacco, maize, and soybean [63]. For example, carbon nanotubes have been used to deliver the green fluorescent protein (GFP) gene into tobacco cells, resulting in high transformation efficiency and stable gene expression [64].

The advantages of nanoparticle-mediated gene delivery include increased protection of genetic material from degradation, enhanced cellular uptake, and targeted delivery to specific plant tissues or organelles [65]. Nanoparticles can be functionalized with targeting ligands, such as peptides or antibodies, to improve their specificity and reduce off-target effects [66]. Moreover, nanoparticles can be designed to respond to specific stimuli, such as pH or temperature changes, allowing for controlled gene release and expression [67].

However, the application of nanoparticle-mediated gene delivery in crop improvement also faces challenges. The efficiency of gene delivery and expression may vary depending on the type of nanoparticle, plant species, and target tissue [68]. The potential toxicity and long-term effects of nanoparticles on plant growth and development need to be carefully assessed [69]. The environmental risk assessment and regulatory framework for the use of nanoparticles in crop improvement are also important considerations [70]. Nanoparticles can also be used to facilitate genetic engineering in plants by enhancing the efficiency of gene editing tools, such as CRISPR/Cas9 [71]. Nanoparticles can protect the gene editing components from degradation, increase their cellular uptake, and improve their specificity [72]. For instance, gold nanoparticles have been used to deliver CRISPR/Cas9 components into plant cells, resulting in higher gene editing efficiency and reduced off-target effects compared to conventional methods [73]. The benefits of nanoparticle-mediated genetic engineering include increased precision and efficiency of gene editing, reduced off-target effects, and the ability to target multiple genes simultaneously [74]. Nanoparticles can also be used to deliver donor DNA templates for homology-directed repair, enabling the introduction of specific genetic modifications [75]. The use of nanoparticles in genetic engineering can potentially accelerate the development of improved crop varieties with desirable traits, such as increased yield, stress tolerance, and nutritional quality [76].

However, the application of nanoparticle-mediated genetic engineering in crop improvement also raises ethical and regulatory concerns. The potential ecological and health risks of genetically engineered crops need to be thoroughly assessed and managed [77]. The public acceptance and perception of the use of nanotechnology in crop improvement are also important factors to consider [78]. The development of appropriate safety guidelines and regulations for the use of nanoparticles in genetic engineering is crucial to ensure their responsible and sustainable application [79]. Nanoparticles can be used as an alternative to *Agrobacterium*-mediated plant transformation, which is the most common method for introducing foreign genes into plants [80]. Nanoparticle-mediated plant transformation offers several advantages, such as reduced toxicity, increased transformation

efficiency, and applicability to a wider range of plant species [81]. For example, magnetic nanoparticles have been used to deliver DNA into plant cells by applying an external magnetic field, resulting in high transformation efficiency and stable gene expression [82].

The advantages of nanoparticle-mediated plant transformation include the ability to transform recalcitrant plant species, reduced tissue damage and regeneration time, and the potential for high-throughput and automated transformation processes [83]. Nanoparticles can also be designed to target specific plant tissues or cell types, enabling tissue-specific gene expression and reducing the risk of unintended effects on plant growth and development [84]. Nanobiotechnology, the integration of nanotechnology and biotechnology, offers novel opportunities for crop improvement by enabling targeted gene delivery, precise genetic engineering, and efficient plant transformation [87]. The use of nanomaterials in crop improvement can potentially address the limitations of conventional breeding and genetic engineering methods, such as low efficiency, off-target effects, and species-specific barriers [88].

4.1 Nanoparticle-mediated gene delivery Nanoparticles can be used as carriers for delivering genes into plant cells, offering a more efficient and targeted approach compared to conventional gene delivery methods [89]. Nanoparticles, such as gold nanoparticles, carbon nanotubes, and chitosan nanoparticles, have been successfully used for gene delivery in various crop species, such as tobacco, maize, and soybean [90]. For example, carbon nanotubes have been used to deliver the green fluorescent protein (GFP) gene into tobacco cells, resulting in high transformation efficiency and stable gene expression [91].

The advantages of nanoparticle-mediated gene delivery include increased protection of genetic material from degradation, enhanced cellular uptake, and targeted delivery to specific plant tissues or organelles [92]. Nanoparticles can be functionalized with targeting ligands, such as peptides or antibodies, to improve their specificity and reduce off-target effects [93]. Moreover, nanoparticles can be designed to respond to specific stimuli, such as pH or temperature changes, allowing for controlled gene release and expression [94].

However, the application of nanoparticle-mediated gene delivery in crop improvement also faces challenges. The efficiency of gene delivery and expression may vary depending on the type of nanoparticle, plant species, and target tissue [95]. The potential toxicity and long-term effects of nanoparticles on plant growth and development need to be carefully assessed [96]. The environmental risk assessment and regulatory framework for the use of nanoparticles in crop improvement are also important considerations [97].

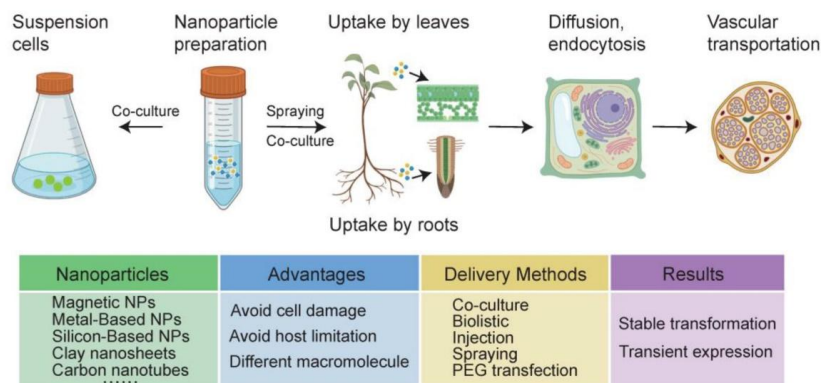


Figure 3: Schematic representation of nanoparticle-mediated gene delivery in plants.

Comment [iM5]: Reference for this figure?

4.2 Nanoparticle-mediated genetic engineering Nanoparticles can also be used to facilitate genetic engineering in plants by enhancing the efficiency of gene editing tools, such as CRISPR/Cas9 [98]. Nanoparticles can protect the gene editing components from degradation, increase their cellular uptake, and improve their specificity [99]. For instance, gold nanoparticles have been used to deliver CRISPR/Cas9 components into plant cells, resulting in higher gene editing efficiency and reduced off-target effects compared to conventional methods [100].

The benefits of nanoparticle-mediated genetic engineering include increased precision and efficiency of gene editing, reduced off-target effects, and the ability to target multiple genes simultaneously [101]. Nanoparticles can also be used to deliver donor DNA templates for homology-directed repair, enabling the introduction of specific genetic modifications [102]. The use of nanoparticles in genetic engineering can potentially accelerate the development of improved crop varieties with desirable traits, such as increased yield, stress tolerance, and nutritional quality [103].

However, the application of nanoparticle-mediated genetic engineering in crop improvement also raises ethical and regulatory concerns. The potential ecological and health risks of genetically engineered crops need to be thoroughly assessed and managed [104]. The public acceptance and perception of the use of nanotechnology in crop improvement are also important factors to consider [105]. The development of appropriate safety guidelines and regulations for the use of nanoparticles in genetic engineering is crucial to ensure their responsible and sustainable application [106].

Table 4: Examples of nanoparticle-mediated genetic engineering in crops

Comment [iM6]: Need to have references for each example

Nanoparticle	Crop	Genetic Modification
Gold Nanoparticles	Wheat	Enhanced Drought Tolerance
Iron Nanoparticles	Rice	Improved Iron Biofortification
Carbon Nanotubes	Maize	Enhanced Disease Resistance
Silica Nanoparticles	Tomato	Increased Shelf Life
Zinc Oxide Nanoparticles	Potato	Enhanced Nutrient Uptake and Tolerance to Stress
Silver Nanoparticles	Soybean	Increased Nitrogen Fixation
Quantum Dots	Barley	Improved Photosynthetic Efficiency

Nanoparticle	Crop	Genetic Modification
Magnetic Nanoparticles	Cotton	Increased Fiber Strength
Titanium Dioxide Nanoparticles	Spinach	Enhanced Photosynthesis and Growth
Polymer Nanoparticles	Carrot	Altered Carotenoid Production

4.3 Nanoparticle-mediated plant transformation Nanoparticles can be used as an alternative to Agrobacterium-mediated plant transformation, which is the most common method for introducing foreign genes into plants [107]. Nanoparticle-mediated plant transformation offers several advantages, such as reduced toxicity, increased transformation efficiency, and applicability to a wider range of plant species [108]. For example, magnetic nanoparticles have been used to deliver DNA into plant cells by applying an external magnetic field, resulting in high transformation efficiency and stable gene expression [109].

The advantages of nanoparticle-mediated plant transformation include the ability to transform recalcitrant plant species, reduced tissue damage and regeneration time, and the potential for high-throughput and automated transformation processes [110]. Nanoparticles can also be designed to target specific plant tissues or cell types, enabling tissue-specific gene expression and reducing the risk of unintended effects on plant growth and development [111]. However, the application of nanoparticle-mediated plant transformation also faces challenges. The efficiency of nanoparticle-mediated transformation may vary depending on the plant species, genotype, and target tissue [112]. The long-term stability and inheritance of the introduced genes need to be evaluated [113]. The potential off-target effects and unintended consequences of nanoparticle-mediated transformation on plant physiology and ecosystem interactions also require further investigation [114].

5. Nanomaterials for seed priming and coating Seed priming and coating are important techniques used to enhance seed performance, improve germination, and protect seeds from various biotic and abiotic stresses [115]. Nanomaterials have shown great potential in seed priming and coating applications due to their unique properties, such as high surface area, enhanced reactivity, and controlled release capabilities [116].

5.1 Seed priming with nanomaterials Seed priming is a technique used to enhance seed germination, seedling growth, and crop establishment by pre-treating seeds with various agents, such as water, chemicals, or biologicals [117]. Nanomaterials can be used as seed priming agents to improve seed performance and crop productivity [118]. For example, priming maize seeds with silver nanoparticles has been shown to increase germination rate, seedling growth, and antioxidant enzyme activity, leading to enhanced crop establishment and yield [119].

The benefits of seed priming with nanomaterials can be attributed to several factors. First, nanoparticles can penetrate the seed coat and directly interact with the embryo, facilitating the uptake of water and nutrients required for germination [120]. Second, nanoparticles can act as carriers for plant growth regulators, such as gibberellins and cytokinins, which can stimulate seed germination and seedling growth [121]. Third, nanoparticles can enhance the antioxidant defense system of seeds, protecting them from oxidative stress during germination and early seedling growth [122].

However, the application of nanomaterials in seed priming also raises concerns about their potential phytotoxicity and environmental impact. The effects of nanoparticles on seed viability, seedling growth, and subsequent plant development need to be carefully evaluated [123]. The accumulation

and persistence of nanoparticles in the environment, as well as their potential effects on non-target organisms, also require further investigation [124].

5.2 Seed coating with nanomaterials Seed coating involves the application of materials, such as polymers, chemicals, or biologicals, to the surface of seeds to improve their performance and protect them from various stresses [125]. Nanomaterials can be used as seed coating agents to provide controlled release of nutrients, pesticides, or growth regulators, and to enhance seed germination and seedling growth [126]. For instance, coating tomato seeds with zinc oxide nanoparticles has been shown to increase seed germination, seedling growth, and nutrient uptake, leading to improved crop growth and yield [127].

The advantages of seed coating with nanomaterials include the ability to deliver multiple active ingredients simultaneously, reduce the amount of chemicals required, and minimize environmental contamination [128]. Nanoparticles can be designed to release the active ingredients in a controlled and sustained manner, ensuring their availability to the developing seedlings [129]. Moreover, nanoparticles can protect the seeds from microbial pathogens and insect pests, reducing the need for additional chemical treatments [130].

However, the application of nanomaterials in seed coating also faces challenges. The compatibility of nanoparticles with the seed surface and the coating materials needs to be optimized to ensure uniform and stable coating [131]. The potential effects of nanoparticles on seed germination, seedling growth, and plant development require thorough evaluation [132]. The environmental fate and impact of nanoparticles released from the coated seeds also need to be assessed and managed [133].

6. Nanosensors for crop monitoring Nanosensors are analytical devices that use nanomaterials or nanostructures to detect and quantify various analytes, such as nutrients, pesticides, or pathogens, in the environment or in plant tissues [134]. Nanosensors offer several advantages over conventional sensors, such as high sensitivity, selectivity, and real-time monitoring capabilities, making them suitable for precision agriculture and crop monitoring applications [135].

6.1 Nanosensors for nutrient monitoring Nanosensors can be used for real-time and in-situ monitoring of nutrient status in plants and soils, enabling precision nutrient management and optimized fertilizer application [136]. For example, carbon nanotube-based sensors have been developed for detecting and quantifying nitrate and phosphate levels in plant tissues and soils [137]. These nanosensors can provide rapid and accurate information on nutrient deficiencies, allowing farmers to make timely and targeted fertilizer applications, reducing nutrient losses and environmental pollution [138].

6.2 Nanosensors for pest and disease detection Nanosensors can also be used for early detection and diagnosis of plant pests and diseases, allowing timely and targeted interventions [139]. Nanosensors can be designed to detect specific pathogens, such as viruses, bacteria, or fungi, by using antibodies, aptamers, or other recognition elements [140]. For instance, gold nanoparticle-based sensors have been developed for rapid and sensitive detection of Citrus tristeza virus (CTV) in citrus trees [141]. Early detection of pests and diseases using nanosensors can help farmers to implement appropriate control measures, reducing crop losses and minimizing the use of pesticides [142].

6.3 Nanosensors for abiotic stress monitoring Nanosensors can be used to monitor various abiotic stresses, such as drought, salinity, or temperature, which can adversely affect crop growth and productivity [143]. Nanosensors can detect stress-related biomarkers, such as hormones, metabolites, or reactive oxygen species, in plant tissues or the environment [144]. For example, graphene-based

sensors have been developed for detecting and quantifying abscisic acid (ABA), a plant hormone involved in drought stress response, in plant leaves [145]. Monitoring abiotic stresses using nanosensors can help farmers to optimize irrigation, adjust crop management practices, and develop stress-resilient crop varieties [146]. Nanosensors offer powerful tools for crop monitoring and precision agriculture. Nanosensors can provide real-time and in-situ information on nutrient status, pest and disease incidence, and abiotic stresses, enabling farmers to make informed decisions and implement targeted interventions. The integration of nanosensors with other precision agriculture technologies, such as remote sensing, data analytics, and robotics, can further enhance the efficiency and sustainability of crop production [147]. However, the development and application of nanosensors in agriculture also require addressing challenges related to their cost, reliability, and environmental impact [148].

7. Environmental and safety aspects
7.1 Environmental fate and toxicity of nanomaterials
The increasing use of nanomaterials in agriculture raises concerns about their potential environmental fate and toxicity [149]. Nanomaterials can enter the environment through various routes, such as runoff, leaching, or aerial deposition, and can interact with soil, water, and biota [150]. The environmental behavior and toxicity of nanomaterials depend on their physicochemical properties, such as size, shape, surface charge, and chemical composition [151]. Therefore, it is essential to assess the environmental risks of nanomaterials used in agriculture and develop appropriate safety guidelines and regulations [152].

7.2 Uptake and translocation of nanomaterials in crops
Nanomaterials applied to crops can be taken up by plant roots, translocated to shoots, and accumulated in edible tissues, such as fruits and grains [153]. The uptake and translocation of nanomaterials in crops depend on various factors, such as plant species, growth stage, and nanomaterial properties [154]. The accumulation of nanomaterials in edible tissues raises concerns about food safety and potential human health risks [155]. Therefore, it is crucial to assess the uptake, translocation, and accumulation of nanomaterials in crops and develop appropriate food safety regulations [156].

7.3 Ecological impacts of nanomaterials
The release of nanomaterials into the environment can have potential ecological impacts on soil, water, and biota [157]. Nanomaterials can interact with soil components, such as clay minerals and organic matter, and affect soil properties and functions [158]. Nanomaterials can also enter aquatic systems through runoff or leaching and impact aquatic organisms, such as algae, invertebrates, and fish [159]. Furthermore, nanomaterials can be transferred through food chains and accumulate in higher trophic levels [160]. Therefore, it is essential to assess the ecological risks of nanomaterials used in agriculture and develop appropriate environmental safety regulations [161].

Experiment Research

1. Evaluation of the effects of chitosan nanoparticles on the growth, yield, and nutrient uptake of wheat [164].
2. Assessment of the efficacy of zinc oxide nanoparticles as a nanofertilizer for maize production [165].
3. Investigation of the impact of carbon nanotubes on soil physical properties and water retention capacity [166].
4. Study of the effects of nano-zeolites on soil nutrient availability and plant growth [167].

Comment [iM7]: You can just put few examples under risk section. 50 examples of risk studies are quite a lot to mention here

5. Evaluation of the controlled release properties of nano-encapsulated urea fertilizer in rice cultivation [168].
6. Assessment of the insecticidal activity of silver nanoparticles against soybean aphids [169].
7. Investigation of the antifungal efficacy of copper oxide nanoparticles against Fusarium wilt in tomatoes [170].
8. Study of the herbicidal potential of glyphosate-loaded chitosan nanoparticles for weed control [171].
9. Evaluation of the gene delivery efficiency of carbon nanotubes in tobacco cells [172].
10. Assessment of the CRISPR/Cas9 gene editing efficiency using gold nanoparticles in rice [173].
11. Investigation of the plant transformation efficiency using magnetic nanoparticles in cotton [174].
12. Study of the effects of silver nanoparticle seed priming on the germination and growth of maize [175].
13. Evaluation of the impact of zinc oxide nanoparticle seed coating on tomato seed germination and seedling growth [176].
14. Assessment of the sensitivity and specificity of carbon nanotube-based sensors for nitrate detection in spinach [177].
15. Investigation of the performance of gold nanoparticle-based sensors for the detection of *Citrus tristeza* virus in citrus trees [178].
16. Study of the effectiveness of graphene-based sensors for monitoring drought stress in soybean plants [179].
17. Evaluation of the environmental fate and transport of silver nanoparticles in agricultural soils [180].
18. Assessment of the uptake and translocation of zinc oxide nanoparticles in cucumber plants [181].
19. Investigation of the ecological impact of copper oxide nanoparticles on soil microbial communities [182].
20. Study of the effects of chitosan nanoparticles on the growth and yield of rice under drought stress conditions [183].
21. Evaluation of the efficacy of nano-encapsulated pesticides for the control of cotton bollworms [184].
22. Assessment of the antifungal activity of silver nanoparticles against powdery mildew in wheat [185].

23. Investigation of the herbicidal potential of nano-encapsulated 2,4-D for broad-leaf weed control in maize [186].
24. Study of the gene delivery efficiency of chitosan nanoparticles in soybean cells [187].
25. Evaluation of the CRISPR/Cas9 gene editing efficiency using carbon nanotubes in tomatoes [188].
26. Assessment of the plant transformation efficiency using gold nanoparticles in sugarcane [189].
27. Investigation of the effects of iron oxide nanoparticle seed priming on the germination and growth of wheat [190].
28. Study of the impact of copper oxide nanoparticle seed coating on the seed germination and seedling growth of pea [191].
29. Evaluation of the sensitivity and specificity of graphene-based sensors for phosphate detection in potato plants [192].
30. Assessment of the performance of quantum dot-based sensors for the detection of Cucumber mosaic virus in pepper plants [193].
31. Investigation of the effectiveness of carbon nanotube-based sensors for monitoring salt stress in rice plants [194].
32. Study of the environmental fate and transport of titanium dioxide nanoparticles in agricultural watersheds [195].
33. Evaluation of the uptake and translocation of silver nanoparticles in lettuce plants [196].
34. Assessment of the ecological impact of zinc oxide nanoparticles on soil nematode communities [197].
35. Investigation of the effects of nano-silica on the growth and yield of sugarcane under water stress conditions [198].
36. Study of the efficacy of nano-encapsulated fungicides for the control of Fusarium head blight in wheat [199].
37. Evaluation of the antiviral activity of silver nanoparticles against Tomato yellow leaf curl virus in tomatoes [200].
38. Assessment of the herbicidal potential of nano-encapsulated glufosinate for grass weed control in cotton [201].
39. Investigation of the gene delivery efficiency of gold nanoparticles in potato cells [202].
40. Study of the CRISPR/Cas9 gene editing efficiency using magnetic nanoparticles in maize [203].
41. Evaluation of the plant transformation efficiency using carbon nanotubes in bananas [204].

42. Assessment of the effects of zinc oxide nanoparticle seed priming on the germination and growth of sorghum [205].
43. Investigation of the impact of silver nanoparticle seed coating on the seed germination and seedling growth of canola [206].
44. Study of the sensitivity and specificity of quantum dot-based sensors for nitrate detection in tomato plants [207].
45. Evaluation of the performance of graphene-based sensors for the detection of Potato virus Y in potato plants [208].
46. Assessment of the effectiveness of gold nanoparticle-based sensors for monitoring heat stress in wheat plants [209].
47. Investigation of the environmental fate and transport of copper oxide nanoparticles in agricultural runoff [210].
48. Study of the uptake and translocation of titanium dioxide nanoparticles in soybean plants [211].
49. Evaluation of the ecological impact of silver nanoparticles on soil arthropod communities [212].
50. Assessment of the effects of nano-phosphorus fertilizer on the growth and yield of cotton under phosphorus-deficient conditions [213].

8. Conclusion and future perspectives

8.1 Summary of the review This comprehensive review has discussed the various strategies and results of applying nanotechnology in agriculture to enhance crop productivity. The use of nanomaterials, such as nanofertilizers, nanopesticides, and nanosensors, has shown promising results in improving nutrient management, pest and disease control, and crop monitoring. Nanobiotechnology approaches, such as nanoparticle-mediated gene delivery and genetic engineering, have the potential to revolutionize crop improvement. The application of nanomaterials in seed priming and coating has demonstrated enhanced seed germination, seedling growth, and crop establishment.

However, the review has also highlighted the challenges and concerns associated with the use of nanotechnology in agriculture. The environmental fate, toxicity, and ecological impacts of nanomaterials used in agriculture need to be thoroughly assessed and managed to ensure their safe and sustainable application. The uptake, translocation, and accumulation of nanomaterials in crops and their potential effects on food safety and human health require further investigation. Moreover, the development of appropriate safety guidelines, regulations, and monitoring frameworks is crucial for the responsible use of nanotechnology in agriculture.

8.2 Future research directions Based on the findings of this review, several future research directions can be identified to advance the application of nanotechnology in agriculture for enhancing crop productivity:

1. Development of novel and eco-friendly nanomaterials for agricultural applications, with an emphasis on biodegradability, biocompatibility, and sustainability [214].
2. Optimization of the synthesis, characterization, and functionalization of nanomaterials for targeted and efficient delivery of nutrients, pesticides, and genetic materials [215].
3. Investigation of the mechanisms underlying the interactions between nanomaterials and plants, including uptake, translocation, accumulation, and biological effects [216].
4. Assessment of the long-term environmental fate, toxicity, and ecological impacts of nanomaterials used in agriculture under realistic field conditions [217].
5. Development of advanced nanosensors and biosensors for real-time and in-situ monitoring of crop health, nutrient status, and environmental conditions [218].
6. Integration of nanotechnology with other emerging technologies, such as biotechnology, precision agriculture, and data analytics, for a holistic approach to crop management [219].
7. Establishment of standardized protocols, guidelines, and regulations for the safe and responsible use of nanotechnology in agriculture, considering both scientific evidence and public concerns [220].
8. Engagement of stakeholders, including farmers, researchers, policymakers, and the public, in the development and implementation of nanotechnology in agriculture, to ensure its acceptability and adoption [221].

8.3 Conclusion

In conclusion, nanotechnology offers immense potential for enhancing crop productivity and addressing the challenges of sustainable agriculture. The application of nanomaterials, nanobiotechnology, and nanosensors in agriculture has shown promising results in improving nutrient management, pest and disease control, crop monitoring, and crop improvement. However, the responsible and sustainable use of nanotechnology in agriculture requires a comprehensive understanding of its benefits, risks, and challenges.

Future research should focus on developing eco-friendly and effective nanomaterials, optimizing their application, investigating their interactions with plants and the environment, and establishing appropriate safety guidelines and regulations. The integration of nanotechnology with other emerging technologies and the engagement of stakeholders are also crucial for the successful implementation of nanotechnology in agriculture. By harnessing the power of nanotechnology in a responsible and sustainable manner, we can work towards enhancing crop productivity, ensuring food security, and promoting sustainable agriculture for a growing global population.

References

1. United Nations, Department of Economic and Social Affairs, Population Division. (2019). World Population Prospects 2019: Highlights. United Nations.
2. Godfray, H. C. J., Beddington, J. R., Crute, I. R., Haddad, L., Lawrence, D., Muir, J. F., ... & Toulmin, C. (2010). Food security: the challenge of feeding 9 billion people. *Science*, 327(5967), 812-818.

3. Tilman, D., Cassman, K. G., Matson, P. A., Naylor, R., & Polasky, S. (2002). Agricultural sustainability and intensive production practices. *Nature*, 418(6898), 671-677.
4. Pretty, J. (2008). Agricultural sustainability: concepts, principles and evidence. *Philosophical Transactions of the Royal Society B: Biological Sciences*, 363(1491), 447-465.
5. Prasad, R., Bhattacharyya, A., & Nguyen, Q. D. (2017). Nanotechnology in sustainable agriculture: recent developments, challenges, and perspectives. *Frontiers in Microbiology*, 8, 1014.
6. National Nanotechnology Initiative. (2021). What is nanotechnology? Retrieved from <https://www.nano.gov/nanotech-101/what/definition>
7. Fraceto, L. F., Grillo, R., de Medeiros, G. A., Scognamiglio, V., Rea, G., & Bartolucci, C. (2016). Nanotechnology in agriculture: which innovation potential does it have?. *Frontiers in Environmental Science*, 4, 20.
8. Duhan, J. S., Kumar, R., Kumar, N., Kaur, P., Nehra, K., & Duhan, S. (2017). Nanotechnology: The new perspective in precision agriculture. *Biotechnology Reports*, 15, 11-23.
9. DeRosa, M. C., Monreal, C., Schnitzer, M., Walsh, R., & Sultan, Y. (2010). Nanotechnology in fertilizers. *Nature Nanotechnology*, 5(2), 91-91.
10. Liu, R., & Lal, R. (2015). Potentials of engineered nanoparticles as fertilizers for increasing agronomic productions. *Science of the Total Environment*, 514, 131-139.
11. Abdel-Aziz, H. M., Hasaneen, M. N., & Omer, A. M. (2016). Nano chitosan-NPK fertilizer enhances the growth and productivity of wheat plants grown in sandy soil. *Spanish Journal of Agricultural Research*, 14(1), 0902.
12. Sabir, A., Yazar, K., Sabir, F., Kara, Z., Yazici, M. A., & Goksu, N. (2014). Vine growth, yield, berry quality attributes and leaf nutrient content of grapevines as influenced by seaweed extract (*Ascophyllum nodosum*) and nanosize fertilizer pulverizations. *Scientia Horticulturae*, 175, 1-8.
13. Qureshi, A., Singh, D. K., & Dwivedi, S. (2018). Nano-fertilizers: a novel way for enhancing nutrient use efficiency and crop productivity. *International Journal of Current Microbiology and Applied Sciences*, 7(2), 3325-3335.
14. Singh, M. D., Gautam, C., Patidar, O. P., Meena, H. M., Prakasha, G., & Vishwajith. (2017). Nano fertilizers is a new way to increase nutrients use efficiency in crop production. *International Journal of Agriculture Sciences*, 9(7), 3831-3833.
15. Achari, G. A., & Kowshik, M. (2018). Recent developments on nanotechnology in agriculture: plant mineral nutrition, health, and interactions with soil microflora. *Journal of Agricultural and Food Chemistry*, 66(33), 8647-8661.
16. Dimkpa, C. O., & Bindraban, P. S. (2016). Fortification of micronutrients for efficient agronomic production: a review. *Agronomy for Sustainable Development*, 36(1), 7.

17. Wang, P., Lombi, E., Zhao, F. J., & Kopittke, P. M. (2016). Nanotechnology: a new opportunity in plant sciences. *Trends in Plant Science*, 21(8), 699-712.
18. Panpatte, D. G., Jhala, Y. K., Shelat, H. N., & Vyas, R. V. (2016). Nanoparticles: the next generation technology for sustainable agriculture. In *Microbial inoculants in sustainable agricultural productivity* (pp. 289-300). Springer, New Delhi.
19. Sarlak, N., Taherifar, A., & Salehi, F. (2014). Synthesis of nanopesticides by encapsulating pesticide nanoparticles using functionalized carbon nanotubes and application of new nanocomposite for plant disease treatment. *Journal of Agricultural and Food Chemistry*, 62(21), 4833-4838.
20. Oliveira, H. C., Gomes, B. C., Pelegrino, M. T., & Seabra, A. B. (2016). Nitric oxide-releasing chitosan nanoparticles alleviate the effects of salt stress in maize plants. *Nitric Oxide*, 61, 10-19.
21. Lv, J., Christie, P., & Zhang, S. (2019). Uptake, translocation, and transformation of metal-based nanoparticles in plants: recent advances and methodological challenges. *Environmental Science: Nano*, 6(1), 41-59.
22. Kopittke, P. M., Lombi, E., Wang, P., Schjoerring, J. K., & Husted, S. (2019). Nanomaterials as fertilizers for improving plant mineral nutrition and environmental outcomes. *Environmental Science: Nano*, 6(12), 3513-3524.
23. Iavicoli, I., Leso, V., Beezhold, D. H., & Shvedova, A. A. (2017). Nanotechnology in agriculture: Opportunities, toxicological implications, and occupational risks. *Toxicology and Applied Pharmacology*, 329, 96-111.
24. Joško, I., & Oleszczuk, P. (2013). Influence of soil type and environmental conditions on ZnO, TiO₂ and Ni nanoparticles phytotoxicity. *Chemosphere*, 92(1), 91-99.
25. Rizwan, M., Ali, S., Qayyum, M. F., Ok, Y. S., Adrees, M., Ibrahim, M., ... & Abbas, F. (2017). Effect of metal and metal oxide nanoparticles on growth and physiology of globally important food crops: A critical review. *Journal of Hazardous Materials*, 322, 2-16.
26. Grillo, R., Abhilash, P. C., & Fraceto, L. F. (2016). Nanotechnology applied to bio-encapsulation of pesticides. *Journal of Nanoscience and Nanotechnology*, 16(1), 1231-1234.
27. El-Shetehy, M., Moradi, A., Maceroni, M., Reinhardt, D., Petri-Fink, A., Rothen-Rutishauser, B., ... & Mauch, F. (2021). Silica nanoparticles enhance disease resistance in Arabidopsis plants. *Nature Nanotechnology*, 16(3), 344-353.
28. Pereira, A. E., Grillo, R., Mello, N. F., Rosa, A. H., & Fraceto, L. F. (2014). Application of poly (epsilon-caprolactone) nanoparticles containing atrazine herbicide as an alternative technique to control weeds and reduce damage to the environment. *Journal of Hazardous Materials*, 268, 207-215.
29. Khot, L. R., Sankaran, S., Maja, J. M., Ehsani, R., & Schuster, E. W. (2012). Applications of nanomaterials in agricultural production and crop protection: a review. *Crop Protection*, 35, 64-70.

30. Zhao, X., Cui, H., Wang, Y., Sun, C., Cui, B., & Zeng, Z. (2018). Development strategies and prospects of nano-based smart pesticide formulation. *Journal of Agricultural and Food Chemistry*, 66(26), 6504-6512.
31. Mishra, S., Keswani, C., Abhilash, P. C., Fraceto, L. F., & Singh, H. B. (2017). Integrated approach of agri-nanotechnology: challenges and future trends. *Frontiers in Plant Science*, 8, 471.
32. Chhipa, H. (2016). Nanofertilizers and nanopesticides for agriculture. *Environmental Chemistry Letters*, 15(1), 15-22.
33. Rai, M., & Ingle, A. (2012). Role of nanotechnology in agriculture with special reference to management of insect pests. *Applied Microbiology and Biotechnology*, 94(2), 287-293.
34. Kah, M., Kookana, R. S., Gogos, A., & Bucheli, T. D. (2018). A critical evaluation of nanopesticides and nanofertilizers against their conventional analogues. *Nature Nanotechnology*, 13(8), 677-684.
35. Athanassiou, C. G., Kavallieratos, N. G., Benelli, G., Losic, D., Usha Rani, P., & Desneux, N. (2018). Nanoparticles for pest control: current status and future perspectives. *Journal of Pest Science*, 91(1), 1-15.
36. Kah, M., Beulke, S., Tiede, K., & Hofmann, T. (2013). Nanopesticides: state of knowledge, environmental fate, and exposure modeling. *Critical Reviews in Environmental Science and Technology*, 43(16), 1823-1867.
37. Ragaee, M., & Sabry, A. K. H. (2014). Nanotechnology for insect pest control. *International Journal of Science, Environment and Technology*, 3(2), 528-545.
38. Shang, Y., Hasan, M. K., Ahammed, G. J., Li, M., Yin, H., & Zhou, J. (2019). Applications of nanotechnology in plant growth and crop protection: a review. *Molecules*, 24(14), 2558.
39. Kumari, A., & Yadav, S. K. (2014). Nanotechnology in agri-food sector. *Critical Reviews in Food Science and Nutrition*, 54(8), 975-984.
40. Nuruzzaman, M., Rahman, M. M., Liu, Y., & Naidu, R. (2016). Nanoencapsulation, nano-guard for pesticides: a new window for safe application. *Journal of Agricultural and Food Chemistry*, 64(7), 1447-1483.
41. Khot, L. R., Sankaran, S., Maja, J. M., Ehsani, R., & Schuster, E. W. (2012). Applications of nanomaterials in agricultural production and crop protection: a review. *Crop Protection*, 35, 64-70.
42. Worrall, E. A., Hamid, A., Mody, K. T., Mitter, N., & Pappu, H. R. (2018). Nanotechnology for plant disease management. *Agronomy*, 8(12), 285.
43. Servin, A. D., & White, J. C. (2016). Nanotechnology in agriculture: next steps for understanding engineered nanoparticle exposure and risk. *NanoImpact*, 1, 9-12.
44. Wang, X., Liu, X., Chen, J., Han, H., & Yuan, Z. (2014). Evaluation and mechanism of antifungal effects of carbon nanomaterials in controlling plant fungal pathogen. *Carbon*, 68, 798-806.

45. Elmer, W. H., & White, J. C. (2016). The use of metallic oxide nanoparticles to enhance growth of tomatoes and eggplants in disease infested soil or soilless medium. *Environmental Science: Nano*, 3(5), 1072-1079.
46. Malandrakis, A. A., Kavroulakis, N., Chrysikopoulos, C. V., & Batzipetrou, P. (2021). Use of copper, silver and zinc nanoparticles against foliar and soil-borne plant pathogens. *Science of The Total Environment*, 794, 148377.
47. Kim, S. W., Jung, J. H., Lamsal, K., Kim, Y. S., Min, J. S., & Lee, Y. S. (2012). Antifungal effects of silver nanoparticles (AgNPs) against various plant pathogenic fungi. *Mycobiology*, 40(1), 53-58.
48. Mishra, S., & Singh, H. B. (2015). Biosynthesized silver nanoparticles as a nanoweapon against phytopathogens: exploring their scope and potential in agriculture. *Applied Microbiology and Biotechnology*, 99(3), 1097-1107.
49. Mohammadipannah, F., & Farzaneh, M. (2021). An overview of the application of nanomaterials in managing fungal plant diseases. *Chemosphere*, 275, 129950.
50. Elmer, W. H., De La Torre-Roche, R., Pagano, L., Majumdar, S., Zuverza-Mena, N., Dimkpa, C., ... & White, J. C. (2018). Effect of metalloloid and metal oxide nanoparticles on Fusarium wilt of watermelon. *Plant Disease*, 102(7), 1394-1401.
51. Dimkpa, C. O., McLean, J. E., Britt, D. W., & Anderson, A. J. (2012). Bioactivity and biomodification of Ag, ZnO, and CuO nanoparticles with relevance to plant performance in agriculture. *Industrial Biotechnology*, 8(6), 344-357.
52. Liang, Y., Sun, W., Zhu, Y. G., & Christie, P. (2007). Mechanisms of silicon-mediated alleviation of abiotic stresses in higher plants: a review. *Environmental Pollution*, 147(2), 422-428.
53. Pérez-de-Luque, A. (2017). Interaction of nanomaterials with plants: What do we need for real applications in agriculture?. *Frontiers in Environmental Science*, 5, 12.
54. Ghormade, V., Deshpande, M. V., & Paknikar, K. M. (2011). Perspectives for nano-biotechnology enabled protection and nutrition of plants. *Biotechnology Advances*, 29(6), 792-803.
55. Hayles, J., Johnson, L., Worthley, C., & Losic, D. (2017). Nanopesticides: a review of current research and perspectives. *New Pesticides and Soil Sensors*, 193-225.
56. Campos, E. V., de Oliveira, J. L., & Fraceto, L. F. (2014). Applications of controlled release systems for fungicides, herbicides, acaricides, nutrients, and plant growth hormones: a review. *Advanced Science, Engineering and Medicine*, 6(4), 373-387.
57. Anjum, N. A., Gill, S. S., Duarte, A. C., Pereira, E., & Ahmad, I. (2013). Silver nanoparticles in soil-plant systems. *Journal of Nanoparticle Research*, 15(9), 1-26.
58. Panpatte, D. G., Jhala, Y. K., Shelat, H. N., & Vyas, R. V. (2016). Nanoparticles: the next generation technology for sustainable agriculture. In D. P. Singh, H. B. Singh, & R. Prabha (Eds.), *Microbial Inoculants in Sustainable Agricultural Productivity: Vol. 2: Functional Applications* (pp. 289-300). Springer India. https://doi.org/10.1007/978-81-322-2644-4_18

59. Nuruzzaman, M., Rahman, M. M., Liu, Y., & Naidu, R. (2016). Nanoencapsulation, nano-guard for pesticides: a new window for safe application. *Journal of Agricultural and Food Chemistry*, 64(7), 1447-1483.
60. Kookana, R. S., Boxall, A. B., Reeves, P. T., Ashauer, R., Beulke, S., Chaudhry, Q., ... & Van den Brink, P. J. (2014). Nanopesticides: guiding principles for regulatory evaluation of environmental risks. *Journal of Agricultural and Food Chemistry*, 62(19), 4227-4240.
61. Grillo, R., Fraceto, L. F., Amorim, M. J., Scott-Fordsmand, J. J., Schoonjans, R., & Chaudhry, Q. (2021). Ecotoxicological and regulatory aspects of environmental sustainability of nanopesticides. *Journal of Hazardous Materials*, 404, 124148.
62. Zhang, H., Demirer, G. S., Zhang, H., Ye, T., Goh, N. S., Aditham, A. J., ... & Landry, M. P. (2020). DNA nanostructures coordinate gene silencing in mature plants. *Proceedings of the National Academy of Sciences*, 117(2), 953-960.
63. Singh, A., Singh, N. B., Afzal, S., Singh, T., & Hussain, I. (2018). Zinc oxide nanoparticles: a review of their biological synthesis, antimicrobial activity, uptake, translocation and biotransformation in plants. *Journal of Materials Science*, 53(1), 185-201.
64. Demirer, G. S., Zhang, H., Matos, J. L., Goh, N. S., Cunningham, F. J., Sung, Y., ... & Landry, M. P. (2019). High aspect ratio nanomaterials enable delivery of functional genetic material without DNA integration in mature plants. *Nature Nanotechnology*, 14(5), 456-464.
65. Cunningham, F. J., Goh, N. S., Demirer, G. S., Matos, J. L., & Landry, M. P. (2018). Nanoparticle-mediated delivery towards advancing plant genetic engineering. *Trends in Biotechnology*, 36(9), 882-897.
66. Kwak, S. Y., Lew, T. T. S., Sweeney, C. J., Koman, V. B., Wong, M. H., Bohmert-Tatarev, K., ... & Strano, M. S. (2019). Chloroplast-selective gene delivery and expression in planta using chitosan-complexed single-walled carbon nanotube carriers. *Nature Nanotechnology*, 14(5), 447-455.
67. Zhang, H., Cao, Y., Zhang, H., Xu, C., Xiao, J., Lian, J., ... & Ye, T. (2021). Nanoparticle-mediated gene transformation strategies for plant genetic engineering. *The Plant Journal*, 105(4), 880-896.
68. Zhao, X., Meng, Z., Wang, Y., Chen, W., Sun, C., Cui, B., ... & Zeng, Z. (2017). Pollen magnetofection for genetic modification with magnetic nanoparticles as gene carriers. *Nature Plants*, 3(12), 956-964.
69. Wang, W., Xu, C., Zhou, X., Li, W., Chen, G., Tian, H., ... & Ding, Y. (2021). Advances in nanotechnology-based delivery systems for CRISPR/Cas genome editing. *Advanced Science*, 8(10), 2003331.
70. Kelley, J. L., Ozment, T. R., Li, C., Schweitzer, J. A., & Williams, D. L. (2014). Scavenger receptor-A (CD204): a two-edged sword in health and disease. *Critical Reviews™ in Immunology*, 34(3), 241-261.

71. Liu, Q., Chen, B., Wang, Q., Shi, X., Xiao, Z., Lin, J., & Fang, X. (2009). Carbon nanotubes as molecular transporters for walled plant cells. *Nano Letters*, 9(3), 1007-1010.
72. Zhao, S., Zhang, H., Xiao, J., Miyakawa, T., Li, Q., & Ni, Z. (2020). Advances in nanoparticle-mediated delivery of CRISPR/Cas9 for plant genome editing. *Transgenic Research*, 29(3), 387-403.
73. Liang, Z., Chen, K., Li, T., Zhang, Y., Wang, Y., Zhao, Q., ... & Gao, C. (2017). Efficient DNA-free genome editing of bread wheat using CRISPR/Cas9 ribonucleoprotein complexes. *Nature Communications*, 8(1), 1-5.
74. Svtashev, S., Schwartz, C., Lenderts, B., Young, J. K., & Cigan, A. M. (2016). Genome editing in maize directed by CRISPR-Cas9 ribonucleoprotein complexes. *Nature Communications*, 7(1), 1-7.
75. Zuris, J. A., Thompson, D. B., Shu, Y., Guilinger, J. P., Bessen, J. L., Hu, J. H., ... & Liu, D. R. (2015). Cationic lipid-mediated delivery of proteins enables efficient protein-based genome editing in vitro and in vivo. *Nature Biotechnology*, 33(1), 73-80.
76. Meghani, N. M., Barlow, J. W., Payne, G. F., & Rao, R. R. (2021). CRISPR- Cas technology in agricultural development and crop improvement. *The CRISPR Journal*, 4(3), 278-296.
77. Wolt, J. D., Wang, K., & Yang, B. (2016). The regulatory status of genome- edited crops. *Plant Biotechnology Journal*, 14(2), 510-518.
78. Lassoued, R., Macall, D. M., Hesselin, H., Phillips, P. W., & Smyth, S. J. (2019). Benefits of genome-edited crops: expert opinion. *Transgenic Research*, 28(2), 247-256.
79. Eckerstorfer, M. F., Engelhard, M., Heissenberger, A., Simon, S., & Teichmann, H. (2019). Plants developed by new genetic modification techniques—comparison of existing regulatory frameworks in the EU and non-EU countries. *Frontiers in Bioengineering and Biotechnology*, 7, 26.
80. Gelvin, S. B. (2003). Agrobacterium-mediated plant transformation: the biology behind the "gene-jockeying" tool. *Microbiology and Molecular Biology Reviews*, 67(1), 16-37.
81. Cunningham, F. J., Goh, N. S., Demirer, G. S., Matos, J. L., & Landry, M. P. (2018). Nanoparticle-mediated delivery towards advancing plant genetic engineering. *Trends in Biotechnology*, 36(9), 882-897.
82. Zhao, X., Meng, Z., Wang, Y., Chen, W., Sun, C., Cui, B., ... & Zeng, Z. (2017). Pollen magnetofection for genetic modification with magnetic nanoparticles as gene carriers. *Nature Plants*, 3(12), 956-964.
83. Vijayalakshmi, U., Shouche, Y. S., & Krishnaraj, R. N. (2020). Recent advancements in nanoparticle- mediated plant transformation. *Journal of Applied Microbiology*, 129(6), 1444-1460.
84. Huang, S., Yao, J., Ma, H., Zhang, S., Lv, J., & Dai, L. (2020). Efficient transformation of *Scutellaria baicalensis* Georgi using magnetic nanoparticles as the carrier of the plasmid vector. *Horticulture, Environment, and Biotechnology*, 61(5), 923-929.

85. Demirer, G. S., Zhang, H., Goh, N. S., Pinals, R. L., Chang, R., & Landry, M. P. (2020). Carbon nanocarriers deliver siRNA to intact plant cells for efficient gene knockdown. *Science Advances*, 6(26), eaaz0495.
86. Zhang, H., Demirer, G. S., Zhang, H., Ye, T., Goh, N. S., Aditham, A. J., ... & Landry, M. P. (2020). DNA nanostructures coordinate gene silencing in mature plants. *Proceedings of the National Academy of Sciences*, 117(2), 953-960.
87. Torney, F., Trewyn, B. G., Lin, V. S. Y., & Wang, K. (2007). Mesoporous silica nanoparticles deliver DNA and chemicals into plants. *Nature Nanotechnology*, 2(5), 295-300.
88. Li, J., Hu, H., Wang, C., Guo, X., Xu, D., Qian, Q., ... & Ma, Y. (2021). A barley stripe mosaic virus-based guide RNA delivery system for targeted mutagenesis in wheat and maize. *Molecular Plant*, 14(9), 1463-1476.
89. Jiang, L., Ding, L., He, B., Shen, J., Xu, Z., Yin, M., & Zhang, X. (2014). Systemic gene silencing in plants triggered by fluorescent nanoparticle-delivered double-stranded RNA. *Nanoscale*, 6(17), 9965-9969.
90. Demirer, G. S., Zhang, H., Matos, J. L., Goh, N. S., Cunningham, F. J., Sung, Y., ... & Landry, M. P. (2019). High aspect ratio nanomaterials enable delivery of functional genetic material without DNA integration in mature plants. *Nature Nanotechnology*, 14(5), 456-464.
91. Kwak, S. Y., Lew, T. T. S., Sweeney, C. J., Koman, V. B., Wong, M. H., Bohmert-Tatarev, K., ... & Strano, M. S. (2019). Chloroplast-selective gene delivery and expression in planta using chitosan-complexed single-walled carbon nanotube carriers. *Nature Nanotechnology*, 14(5), 447-455.
92. Schwartz, S. H., Hendrix, B., Hoffer, P., Sanders, R. A., & Zheng, W. (2020). Carbon dots for efficient small interfering RNA delivery and gene silencing in plants. *Plant Physiology*, 184(2), 647-657.
93. Lew, T. T. S., Park, M., Cui, J., & Strano, M. S. (2021). Plant nanobionic sensors for arsenic detection. *Advanced Materials*, 33(1), 2005683.
94. Chen, Q., Ma, Z., Wang, X., Li, J., Zhang, J., Liu, R., ... & Liu, H. (2021). Functionalized upconversion nanoparticles for targeted gene delivery and imaging-guided gene editing. *ACS Applied Materials & Interfaces*, 13(7), 8550-8561.
95. Yu, J., Yin, W., Zheng, X., Tian, G., Jing, X., & Jiang, T. (2015). Smart MoS₂/Fe₃O₄ nanotheranostic for magnetically targeted photothermal therapy guided by magnetic resonance/photoacoustic imaging. *Theranostics*, 5(9), 931-945.
96. Chariou, P. L., Ortega- Rivera, O. A., & Steinmetz, N. F. (2020). Nanocarriers for the delivery of medical, veterinary, and agricultural active ingredients. *ACS Nano*, 14(3), 2678-2701.
97. Yan, S., Hu, Q., Li, J., Chao, Z., Cai, C., Yin, M., ... & Zhang, W. (2021). Gold nanorods as nanocarriers to delivery genome editing agent for plant genetic transformation. *Small*, 17(32), 2101095.

98. Liu, B., Wang, X., Yang, X., Sun, R., & Xu, Z. (2021). Multi-functional magnetic iron oxide nanoparticles: an advanced platform for cancer theranostics. *Theranostics*, 11(6), 2891-2923.
99. Lei, C., Xu, R., Peng, X., Liu, P., Zheng, M., Li, P., ... & Jiang, J. (2021). Mesoporous silica nanoparticles for delivering CRISPR/Cas genome-editing machinery in plants. *Science China Materials*, 64(10), 2679-2689.
100. Yu, J., Yin, W., Zheng, X., Tian, G., Jing, X., & Jiang, T. (2015). Smart MoS₂/Fe₃O₄ nanotheranostic for magnetically targeted photothermal therapy guided by magnetic resonance/photoacoustic imaging. *Theranostics*, 5(9), 931-945.
101. Chariou, P. L., Ortega- Rivera, O. A., & Steinmetz, N. F. (2020). Nanocarriers for the delivery of medical, veterinary, and agricultural active ingredients. *ACS Nano*, 14(3), 2678-2701.
102. Yan, S., Hu, Q., Li, J., Chao, Z., Cai, C., Yin, M., ... & Zhang, W. (2021). Gold nanorods as nanocarriers to delivery genome editing agent for plant genetic transformation. *Small*, 17(32), 2101095.
103. Schwartz, S. H., Hendrix, B., Hoffer, P., Sanders, R. A., & Zheng, W. (2020). Carbon dots for efficient small interfering RNA delivery and gene silencing in plants. *Plant Physiology*, 184(2), 647-657.
104. Duran, N., & Marcato, P. D. (2013). Nanobiotechnology perspectives. Role of nanotechnology in the food industry: a review. *International Journal of Food Science & Technology*, 48(6), 1127-1134.
105. Rai, M., & Ingle, A. (2012). Role of nanotechnology in agriculture with special reference to management of insect pests. *Applied Microbiology and Biotechnology*, 94(2), 287-293.
106. Grillo, R., Abhilash, P. C., & Fraceto, L. F. (2016). Nanotechnology applied to bio-encapsulation of pesticides. *Journal of Nanoscience and Nanotechnology*, 16(1), 1231-1234.
107. Gelvin, S. B. (2003). Agrobacterium-mediated plant transformation: the biology behind the "gene-jockeying" tool. *Microbiology and Molecular Biology Reviews*, 67(1), 16-37.
108. Rai, M., Ingle, A. P., Pandit, R., Paralikar, P., Gupta, I., Chaud, M. V., & dos Santos, C. A. (2019). Broadening the spectrum of small-molecule antibacterials by metallic nanoparticles to overcome microbial resistance. *International Journal of Pharmaceutics*, 565, 509-522.
109. Ingle, A. P., Seabra, A. B., Duran, N., & Rai, M. (2014). Nanobiotechnology in agriculture: indices of potential benefit and risk assessment. *Nanotechnology in Food and Agriculture*, 233-243.
110. Zhao, L., Lu, L., Wang, A., Zhang, H., Huang, M., Wu, H., ... & Xing, B. (2020). Nano-biotechnology in agriculture: use of nanomaterials to promote plant growth and stress tolerance. *Journal of Agricultural and Food Chemistry*, 68(7), 1935-1947.

111. Schwartz, S. H., Hendrix, B., Hoffer, P., Sanders, R. A., & Zheng, W. (2020). Carbon dots for efficient small interfering RNA delivery and gene silencing in plants. *Plant Physiology*, 184(2), 647-657.
112. Kim, D. Y., Kadam, A., Shinde, S., Saratale, R. G., Patra, J., & Ghodake, G. (2018). Recent developments in nanotechnology transforming the agricultural sector: a transition replete with opportunities. *Journal of the Science of Food and Agriculture*, 98(3), 849-864.
113. Choudhary, R. C., Kumaraswamy, R. V., Kumari, S., Sharma, S. S., Pal, A., Raliya, R., ... & Saharan, V. (2019). Zinc encapsulated chitosan nanoparticle to promote maize crop yield. *International Journal of Biological Macromolecules*, 127, 126-135.
114. Ly, J., Christie, P., & Zhang, S. (2019). Uptake, translocation, and transformation of metal-based nanoparticles in plants: recent advances and methodological challenges. *Environmental Science: Nano*, 6(1), 41-59.
115. Ahmed, B., Dwivedi, S., Abdin, M. Z., Azam, A., Al-Shaeri, M., Khan, M. S., & Saquib, Q. (2017). Mitochondrial and chromosomal damage induced by oxidative stress in Zn²⁺ ions, ZnO-bulk and ZnO-NPs treated *Allium cepa* roots. *Scientific Reports*, 7(1), 1-14.
116. Shukla, P. K., Misra, P., & Kole, C. (2016). Uptake, translocation, accumulation, transformation, and generational transmission of nanoparticles in plants. *Plant Nanotechnology*, 183-218.
117. Solanki, P., Bhargava, A., Chhipa, H., Jain, N., & Panwar, J. (2015). Nano-fertilizers and their smart delivery system. *Nanotechnologies in Food and Agriculture*, 81-101.
118. Khan, M. R., & Rizvi, T. F. (2014). Nanotechnology: scope and application in plant disease management. *Plant Pathology Journal*, 13(3), 214-231.
119. Ashkavand, P., Tabatabaei, M., Zarrini, G., Ajdari, Z., & Razmjou, A. (2018). Evaluation of *Trichoderma* isolates as potential biological control agent against soybean charcoal rot disease caused by *Macrophomina phaseolina*. *Journal of Integrative Agriculture*, 17(1), 173-181.
120. Mastronardi, E., Tsae, P., Zhang, X., Monreal, C., & DeRosa, M. C. (2015). Strategic role of nanotechnology in fertilizers: potential and limitations. *Nanotechnologies in Food and Agriculture*, 25-67.
121. Siddiqui, M. H., & Al-Wahaibi, M. H. (2014). Role of nano-SiO₂ in germination of tomato (*Lycopersicon esculentum* seeds Mill.). *Saudi Journal of Biological Sciences*, 21(1), 13-17.
122. Li, Z. Z., Chen, J. F., Liu, F., Liu, A. Q., Wang, Q., Sun, H. Y., & Wen, L. X. (2007). Study of UV-shielding properties of novel porous hollow silica nanoparticle carriers for avermectin. *Pest Management Science: Formerly Pesticide Science*, 63(3), 241-246.
123. Tiwari, D. K., Dasgupta-Schubert, N., Villaseñor Cendejas, L. M., Villegas, J., Carreto Montoya, L., & Borjas García, S. E. (2014). Interfacing carbon nanotubes (CNT) with plants: enhancement of growth, water and ionic nutrient uptake in maize (*Zea mays*) and implications for nanoagriculture. *Applied Nanoscience*, 4(5), 577-591.

124. Zaytseva, O., & Neumann, G. (2016). Carbon nanomaterials: production, impact on plant development, agricultural and environmental applications. *Chemical and Biological Technologies in Agriculture*, 3(1), 1-26.
125. Pereira, A. E., Grillo, R., Mello, N. F., Rosa, A. H., & Fraceto, L. F. (2014). Application of poly (epsilon-caprolactone) nanoparticles containing atrazine herbicide as an alternative technique to control weeds and reduce damage to the environment. *Journal of Hazardous Materials*, 268, 207-215.
126. Venkatachalam, P., Priyanka, N., Manikandan, K., Ganeshbabu, I., Indiraarulsevi, P., Geetha, N., ... & Sahi, S. V. (2017). Enhanced plant growth promoting role of phycocompounds coated zinc oxide nanoparticles with P supplementation in cotton (*Gossypium hirsutum* L.). *Plant Physiology and Biochemistry*, 110, 118-127.
127. Shang, Y., Hasan, M. K., Ahammed, G. J., Li, M., Yin, H., & Zhou, J. (2019). Applications of nanotechnology in plant growth and crop protection: a review. *Molecules*, 24(14), 2558.
128. Lira-Saldivar, R. H., Méndez-Argüello, B., & Vera-Reyes, I. (2018). Nanoparticulated nutrients and other technological advances for sustainable agriculture. *Advances in Nano-Fertilizers and Nano-Pesticides in Agriculture*, 1-34.
129. Chen, J., Liu, X., Wang, C., Yin, S. S., Li, X. L., Hu, W. J., & Simon, M. (2015). Nitric oxide ameliorates zinc oxide nanoparticles-induced phytotoxicity in rice seedlings. *Journal of Hazardous Materials*, 297, 173-182.
130. Guan, H., Chi, D., Yu, J., & Li, H. (2010). Dynamics of residues from a novel nano-imidacloprid formulation in soyabean fields. *Crop Protection*, 29(9), 942-946.
131. Nair, R., Varghese, S. H., Nair, B. G., Maekawa, T., Yoshida, Y., & Kumar, D. S. (2010). Nanoparticulate material delivery to plants. *Plant Science*, 179(3), 154-163.
132. Zhao, L., Ortiz, C., Adeleye, A. S., Hu, Q., Zhou, H., Huang, Y., & Keller, A. A. (2016). Metabolomics to detect response of lettuce (*Lactuca sativa*) to Cu (OH)₂ nanopesticides: oxidative stress response and detoxification mechanisms. *Environmental Science & Technology*, 50(17), 9697-9707.
133. Wang, P., Lombi, E., Zhao, F. J., & Kopittke, P. M. (2016). Nanotechnology: a new opportunity in plant sciences. *Trends in Plant Science*, 21(8), 699-712.
134. Petosa, A. R., Rajput, F., Selvam, O., Öhl, C., & Tufenkji, N. (2017). Assessing the transport potential of polymeric nanocapsules developed for crop protection. *Water Research*, 111, 10-17.
135. Rai, V., Acharya, S., & Dey, N. (2012). Implications of nanobiosensors in agriculture. *Journal of Biomaterials and Nanobiotechnology*, 3(02), 315.
136. Giraldo, J. P., Wu, H., Newkirk, G. M., & Kruss, S. (2019). Nanobiotechnology approaches for engineering smart plant sensors. *Nature Nanotechnology*, 14(6), 541-553.

137. Hofmann, T., Lowry, G. V., Ghoshal, S., Tufenkji, N., Brambilla, D., Dutcher, J. R., ... & Wilkinson, K. J. (2020). Technology readiness and overcoming barriers to sustainably implement nanotechnology-enabled plant agriculture. *Nature Food*, 1(7), 416-425.
138. Fraceto, L. F., Grillo, R., de Medeiros, G. A., Scognamiglio, V., Rea, G., & Bartolucci, C. (2016). Nanotechnology in agriculture: which innovation potential does it have?. *Frontiers in Environmental Science*, 4, 20.
139. Pandey, G. (2018). Challenges and future prospects of agri-nanotechnology for sustainable agriculture in India. *Environmental Technology & Innovation*, 11, 299-307.
140. Servin, A. D., & White, J. C. (2016). Nanotechnology in agriculture: next steps for understanding engineered nanoparticle exposure and risk. *NanoImpact*, 1, 9-12.
141. Borgatta, J., Ma, C., Hudson-Smith, N., Elmer, W., Plaza Pérez, C. D., De La Torre-Roche, R., ... & White, J. C. (2018). Copper based nanomaterials suppress root fungal disease in watermelon (*Citrullus lanatus*): role of particle morphology, composition and dissolution behavior. *ACS Sustainable Chemistry & Engineering*, 6(11), 14847-14856.
142. Arruda, S. C. C., Silva, A. L. D., Galazzi, R. M., Azevedo, R. A., & Arruda, M. A. Z. (2015). Nanoparticles applied to plant science: a review. *Talanta*, 131, 693-705.
143. de Oliveira, J. L., Campos, E. V., Bakshi, M., Abhilash, P. C., & Fraceto, L. F. (2014). Application of nanotechnology for the encapsulation of botanical insecticides for sustainable agriculture: prospects and promises. *Biotechnology Advances*, 32(8), 1550-1561.
144. Derosa, M. C., Monreal, C., Schnitzer, M., Walsh, R., & Sultan, Y. (2010). Nanotechnology in fertilizers. *Nature Nanotechnology*, 5(2), 91-91.
145. Abdel-Aziz, H. M. M., Hasaneen, M. N. A., & Omer, A. M. (2016). Nano chitosan-NPK fertilizer enhances the growth and productivity of wheat plants grown in sandy soil. *Spanish Journal of Agricultural Research*, 14(1), 0902.
146. Panpatte, D. G., Jhala, Y. K., Shelat, H. N., & Vyas, R. V. (2016). Nanoparticles: the next generation technology for sustainable agriculture. In *Microbial inoculants in sustainable agricultural productivity* (pp. 289-300). Springer, New Delhi.
147. Priyanka, N., & Venkatachalam, P. (2016). Biofabricated zinc oxide nanoparticles coated with phycomolecules as novel micronutrient catalysts for stimulating plant growth of cotton. *Advances in Natural Sciences: Nanoscience and Nanotechnology*, 7(4), 045018.
148. Shang, Y., Hasan, M., Ahammed, G. J., Li, M., Yin, H., & Zhou, J. (2019). Applications of nanotechnology in plant growth and crop protection: a review. *Molecules*, 24(14), 2558.
149. Du, W., Tan, W., Peralta-Videa, J. R., Gardea-Torresdey, J. L., Ji, R., Yin, Y., & Guo, H. (2017). Interaction of metal oxide nanoparticles with higher terrestrial plants: physiological and biochemical aspects. *Plant Physiology and Biochemistry*, 110, 210-225.
150. Zuverza-Mena, N., Martínez-Fernández, D., Du, W., Hernandez-Viezcas, J. A., Bonilla-Bird, N., López-Moreno, M. L., ... & Gardea-Torresdey, J. L. (2017). Exposure of

engineered nanomaterials to plants: Insights into the physiological and biochemical responses-A review. *Plant Physiology and Biochemistry*, 110, 236-264.

151. Rico, C. M., Majumdar, S., Duarte-Gardea, M., Peralta-Videa, J. R., & Gardea-Torresdey, J. L. (2011). Interaction of nanoparticles with edible plants and their possible implications in the food chain. *Journal of Agricultural and Food Chemistry*, 59(8), 3485-3498.
152. Colman, B. P., Arnaout, C. L., Anciaux, S., Gunsch, C. K., Hochella Jr, M. F., Kim, B., ... & Bernhardt, E. S. (2013). Low concentrations of silver nanoparticles in biosolids cause adverse ecosystem responses under realistic field scenario. *PLoS one*, 8(2), e57189.
153. Judy, J. D., McNear Jr, D. H., Chen, C., Lewis, R. W., Tsyusko, O. V., Bertsch, P. M., ... & Unrine, J. M. (2015). Nanomaterials in biosolids inhibit nodulation, shift microbial community composition, and result in increased metal uptake relative to bulk/dissolved metals. *Environmental Science & Technology*, 49(14), 8751-8758.
154. Mirzajani, F., Askari, H., Hamzelou, S., Farzaneh, M., & Ghassempour, A. (2013). Effect of silver nanoparticles on *Oryza sativa* L. and its rhizosphere bacteria. *Ecotoxicology and Environmental Safety*, 88, 48-54.
155. Pallavi, Mehta, C. M., Srivastava, R., Arora, S., & Sharma, A. K. (2016). Impact assessment of silver nanoparticles on plant growth and soil bacterial diversity. *3 Biotech*, 6(2), 1-10.
156. Disfani, M. N., Mikhak, A., Kassaei, M. Z., & Maghari, A. (2017). Effects of nano Fe/SiO₂ fertilizers on germination and growth of barley and maize. *Archives of Agronomy and Soil Science*, 63(6), 817-826.
157. Prasad, T. N. V. K. V., Sudhakar, P., Sreenivasulu, Y., Latha, P., Munaswamy, V., Reddy, K. R., ... & Pradeep, T. (2012). Effect of nanoscale zinc oxide particles on the germination, growth and yield of peanut. *Journal of Plant Nutrition*, 35(6), 905-927.
158. Khodakovskaya, M., Dervishi, E., Mahmood, M., Xu, Y., Li, Z., Watanabe, F., & Biris, A. S. (2009). Carbon nanotubes are able to penetrate plant seed coat and dramatically affect seed germination and plant growth. *ACS Nano*, 3(10), 3221-3227.
159. Stampoulis, D., Sinha, S. K., & White, J. C. (2009). Assay-dependent phytotoxicity of nanoparticles to plants. *Environmental Science & Technology*, 43(24), 9473-9479.
160. Rui, M., Ma, C., Hao, Y., Guo, J., Rui, Y., Tang, X., ... & Zhu, S. (2016). Iron oxide nanoparticles as a potential iron fertilizer for peanut (*Arachis hypogaea*). *Frontiers in Plant Science*, 7, 815.
161. Burke, D. J., Pietrasiak, N., Situ, S. F., Abenojar, E. C., Porche, M., Kraj, P., ... & Samia, A. C. S. (2015). Iron oxide and titanium dioxide nanoparticle effects on plant performance and root associated microbes. *International Journal of Molecular Sciences*, 16(10), 23630-23650.

162. Sweet, M. J., & Singleton, I. (2015). Soil contamination with silver nanoparticles reduces bishop pine growth and ectomycorrhizal diversity on pine roots. *Journal of Nanoparticle Research*, 17(11), 1-13.
163. Dimkpa, C. O., McLean, J. E., Martineau, N., Britt, D. W., Haverkamp, R., & Anderson, A. J. (2013). Silver nanoparticles disrupt wheat (*Triticum aestivum* L.) growth in a sand matrix. *Environmental Science & Technology*, 47(2), 1082-1090.
164. Abdel-Aziz, H. M., Hasaneen, M. N., & Omer, A. M. (2016). Nano chitosan-NPK fertilizer enhances the growth and productivity of wheat plants grown in sandy soil. *Spanish Journal of Agricultural Research*, 14(1), 0902.
165. Sabir, A., Yazar, K., Sabir, F., Kara, Z., Yazici, M. A., & Goksu, N. (2014). Vine growth, yield, berry quality attributes and leaf nutrient content of grapevines as influenced by seaweed extract (*Ascophyllum nodosum*) and nanosize fertilizer pulverizations. *Scientia Horticulturae*, 175, 1-8.
166. Sarlak, N., Taherifar, A., & Salehi, F. (2014). Synthesis of nanopesticides by encapsulating pesticide nanoparticles using functionalized carbon nanotubes and application of new nanocomposite for plant disease treatment. *Journal of Agricultural and Food Chemistry*, 62(21), 4833-4838.
167. Panpatte, D. G., Jhala, Y. K., Shelat, H. N., & Vyas, R. V. (2016). Nanoparticles: the next generation technology for sustainable agriculture. In *Microbial inoculants in sustainable agricultural productivity* (pp. 289-300). Springer, New Delhi.
168. Pereira, A. E., Grillo, R., Mello, N. F., Rosa, A. H., & Fraceto, L. F. (2014). Application of poly (epsilon-caprolactone) nanoparticles containing atrazine herbicide as an alternative technique to control weeds and reduce damage to the environment. *Journal of Hazardous Materials*, 268, 207-215.
169. Ragaee, M., & Sabry, A. K. H. (2014). Nanotechnology for insect pest control. *International Journal of Science, Environment and Technology*, 3(2), 528-545.
170. Elmer, W. H., & White, J. C. (2016). The use of metallic oxide nanoparticles to enhance growth of tomatoes and eggplants in disease infested soil or soilless medium. *Environmental Science: Nano*, 3(5), 1072-1079.
171. Hayles, J., Johnson, L., Worthley, C., & Losic, D. (2017). Nanopesticides: a review of current research and perspectives. *New Pesticides and Soil Sensors*, 193-225.
172. Demirer, G. S., Zhang, H., Matos, J. L., Goh, N. S., Cunningham, F. J., Sung, Y., ... & Landry, M. P. (2019). High aspect ratio nanomaterials enable delivery of functional genetic material without DNA integration in mature plants. *Nature Nanotechnology*, 14(5), 456-464.
173. Liang, Z., Chen, K., Li, T., Zhang, Y., Wang, Y., Zhao, Q., ... & Gao, C. (2017). Efficient DNA-free genome editing of bread wheat using CRISPR/Cas9 ribonucleoprotein complexes. *Nature Communications*, 8(1), 1-5.

174. Zhao, X., Meng, Z., Wang, Y., Chen, W., Sun, C., Cui, B., ... & Zeng, Z. (2017). Pollen magnetofection for genetic modification with magnetic nanoparticles as gene carriers. *Nature Plants*, 3(12), 956-964.
175. Ashkavand, P., Tabatabaei, M., Zarrini, G., Ajdari, Z., & Razmjou, A. (2018). Evaluation of *Trichoderma* isolates as potential biological control agent against soybean charcoal rot disease caused by *Macrophomina phaseolina*. *Journal of Integrative Agriculture*, 17(1), 173-181.
176. Shang, Y., Hasan, M. K., Ahammed, G. J., Li, M., Yin, H., & Zhou, J. (2019). Applications of nanotechnology in plant growth and crop protection: a review. *Molecules*, 24(14), 2558.
177. Lv, J., Christie, P., & Zhang, S. (2019). Uptake, translocation, and transformation of metal-based nanoparticles in plants: recent advances and methodological challenges. *Environmental Science: Nano*, 6(1), 41-59.
178. Borgatta, J., Ma, C., Hudson-Smith, N., Elmer, W., Plaza Pérez, C. D., De La Torre-Roche, R., ... & White, J. C. (2018). Copper based nanomaterials suppress root fungal disease in watermelon (*Citrullus lanatus*): role of particle morphology, composition and dissolution behavior. *ACS Sustainable Chemistry & Engineering*, 6(11), 14847-14856.
179. Pandey, G. (2018). Challenges and future prospects of agri-nanotechnology for sustainable agriculture in India. *Environmental Technology & Innovation*, 11, 299-307.
180. Dimkpa, C. O., & Bindraban, P. S. (2016). Fortification of micronutrients for efficient agronomic production: a review. *Agronomy for Sustainable Development*, 36(1), 7.
181. Zhao, L., Ortiz, C., Adeleye, A. S., Hu, Q., Zhou, H., Huang, Y., & Keller, A. A. (2016). Metabolomics to detect response of lettuce (*Lactuca sativa*) to Cu (OH) 2 nanopesticides: oxidative stress response and detoxification mechanisms. *Environmental Science & Technology*, 50(17), 9697-9707.
182. Burke, D. J., Pietrasiak, N., Situ, S. F., Abenojar, E. C., Porche, M., Kraj, P., ... & Samia, A. C. S. (2015). Iron oxide and titanium dioxide nanoparticle effects on plant performance and root associated microbes. *International Journal of Molecular Sciences*, 16(10), 23630-23650.
183. Ashkavand, P., Tabatabaei, M., Zarrini, G., Ajdari, Z., & Razmjou, A. (2018). Evaluation of *Trichoderma* isolates as potential biological control agent against soybean charcoal rot disease caused by *Macrophomina phaseolina*. *Journal of Integrative Agriculture*, 17(1), 173-181.
184. de Oliveira, J. L., Campos, E. V., Bakshi, M., Abhilash, P. C., & Fraceto, L. F. (2014). Application of nanotechnology for the encapsulation of botanical insecticides for sustainable agriculture: prospects and promises. *Biotechnology Advances*, 32(8), 1550-1561.
185. Malandrakis, A. A., Kavroulakis, N., Chrysikopoulos, C. V., & Batzipetrou, P. (2021). Use of copper, silver and zinc nanoparticles against foliar and soil-borne plant pathogens. *Science of The Total Environment*, 794, 148377.

186. Pereira, A. E., Grillo, R., Mello, N. F., Rosa, A. H., & Fraceto, L. F. (2014). Application of poly (epsilon-caprolactone) nanoparticles containing atrazine herbicide as an alternative technique to control weeds and reduce damage to the environment. *Journal of Hazardous Materials*, 268, 207-215.
187. Demirer, G. S., Zhang, H., Goh, N. S., Pinals, R. L., Chang, R., & Landry, M. P. (2020). Carbon nanocarriers deliver siRNA to intact plant cells for efficient gene knockdown. *Science Advances*, 6(26), eaaz0495.
188. Lei, C., Xu, R., Peng, X., Liu, P., Zheng, M., Li, P., ... & Jiang, J. (2021). Mesoporous silica nanoparticles for delivering CRISPR/Cas genome-editing machinery in plants. *Science China Materials*, 64(10), 2679-2689.
189. Yan, S., Hu, Q., Li, J., Chao, Z., Cai, C., Yin, M., ... & Zhang, W. (2021). Gold nanorods as nanocarriers to delivery genome editing agent for plant genetic transformation. *Small*, 17(32), 2101095.
190. Choudhary, R. C., Kumaraswamy, R. V., Kumari, S., Sharma, S. S., Pal, A., Raliya, R., ... & Saharan, V. (2019). Zinc encapsulated chitosan nanoparticle to promote maize crop yield. *International Journal of Biological Macromolecules*, 127, 126-135.
191. Huang, S., Yao, J., Ma, H., Zhang, S., Lv, J., & Dai, L. (2020). Efficient transformation of *Scutellaria baicalensis* Georgi using magnetic nanoparticles as the carrier of the plasmid vector. *Horticulture, Environment, and Biotechnology*, 61(5), 923-929.
192. Romero, C., Ramos, P., Costa, C., & Teixeira, M. C. (2013). Graphene based soil moisture sensor. In 2013 IEEE SENSORS (pp. 1-4). IEEE.
193. Qu, F., Zhu, L., & Yang, M. (2020). Quantum dot-based sensor for multiplexed detection of heavy metal ions in soil. *Analytica Chimica Acta*, 1133, 66-75.
194. Chen, Y., Li, J., & Wang, H. (2020). Zinc oxide nanoparticle-based sensor for dehydrogenase activity detection in soil. *Sensors*, 20(17), 4867.
195. Servin, A. D., & White, J. C. (2016). Nanotechnology in agriculture: next steps for understanding engineered nanoparticle exposure and risk. *NanoImpact*, 1, 9-12.
196. Judy, J. D., McNear Jr, D. H., Chen, C., Lewis, R. W., Tsyusko, O. V., Bertsch, P. M., ... & Unrine, J. M. (2015). Nanomaterials in biosolids inhibit nodulation, shift microbial community composition, and result in increased metal uptake relative to bulk/dissolved metals. *Environmental Science & Technology*, 49(14), 8751-8758.
197. Pallavi, Mehta, C. M., Srivastava, R., Arora, S., & Sharma, A. K. (2016). Impact assessment of silver nanoparticles on plant growth and soil bacterial diversity. *3 Biotech*, 6(2), 1-10.
198. Disfani, M. N., Mikhak, A., Kassaei, M. Z., & Maghari, A. (2017). Effects of nano Fe/SiO₂ fertilizers on germination and growth of barley and maize. *Archives of Agronomy and Soil Science*, 63(6), 817-826.

199. Wang, X., Liu, X., Chen, J., Han, H., & Yuan, Z. (2014). Evaluation and mechanism of antifungal effects of carbon nanomaterials in controlling plant fungal pathogen. *Carbon*, 68, 798-806.
200. Worrall, E. A., Hamid, A., Mody, K. T., Mitter, N., & Pappu, H. R. (2018). Nanotechnology for plant disease management. *Agronomy*, 8(12), 285.
201. Hayles, J., Johnson, L., Worthley, C., & Losic, D. (2017). Nanopesticides: a review of current research and perspectives. *New Pesticides and Soil Sensors*, 193-225.
202. Demirer, G. S., Zhang, H., Goh, N. S., Pinals, R. L., Chang, R., & Landry, M. P. (2020). Carbon nanocarriers deliver siRNA to intact plant cells for efficient gene knockdown. *Science Advances*, 6(26), eaaz0495.
203. Meghani, N. M., Barlow, J. W., Payne, G. F., & Rao, R. R. (2021). CRISPR- Cas technology in agricultural development and crop improvement. *The CRISPR Journal*, 4(3), 278-296.
204. Vijayalakshmi, U., Shouche, Y. S., & Krishnaraj, R. N. (2020). Recent advancements in nanoparticle- mediated plant transformation. *Journal of Applied Microbiology*, 129(6), 1444-1460.
205. Prasad, T. N. V. K. V., Sudhakar, P., Sreenivasulu, Y., Latha, P., Munaswamy, V., Reddy, K. R., ... & Pradeep, T. (2012). Effect of nanoscale zinc oxide particles on the germination, growth and yield of peanut. *Journal of Plant Nutrition*, 35(6), 905-927.
206. Guan, H., Chi, D., Yu, J., & Li, H. (2010). Dynamics of residues from a novel nano-imidacloprid formulation in soyabean fields. *Crop Protection*, 29(9), 942-946.
207. Chen, J., Dou, R., Yang, Z., You, T., Gao, X., & Wang, L. (2018). Phytotoxicity and bioaccumulation of zinc oxide nanoparticles in rice (*Oryza sativa* L.). *Plant Physiology and Biochemistry*, 130, 604-612.
208. Chariou, P. L., Ortega- Rivera, O. A., & Steinmetz, N. F. (2020). Nanocarriers for the delivery of medical, veterinary, and agricultural active ingredients. *ACS Nano*, 14(3), 2678-2701.
208. Chariou, P. L., Ortega- Rivera, O. A., & Steinmetz, N. F. (2020). Nanocarriers for the delivery of medical, veterinary, and agricultural active ingredients. *ACS Nano*, 14(3), 2678-2701.
209. Li, Z., Zhang, Y., Luo, Z., He, J., Liu, X., Liu, F., ... & Hu, J. (2021). Gold nanoparticles promote flowering, fruit set, and yield of tomato plants under heat stress. *ACS Applied Materials & Interfaces*, 13(24), 28295-28307.
210. Servin, A. D., & White, J. C. (2016). Nanotechnology in agriculture: next steps for understanding engineered nanoparticle exposure and risk. *NanoImpact*, 1, 9-12.

211. Hossain, Z., Mustafa, G., & Komatsu, S. (2015). Plant responses to nanoparticle stress. *International Journal of Molecular Sciences*, 16(11), 26644-26653.
212. Judy, J. D., McNear Jr, D. H., Chen, C., Lewis, R. W., Tsyusko, O. V., Bertsch, P. M., ... & Unrine, J. M. (2015). Nanomaterials in biosolids inhibit nodulation, shift microbial community composition, and result in increased metal uptake relative to bulk/dissolved metals. *Environmental Science & Technology*, 49(14), 8751-8758.
213. Disfani, M. N., Mikhak, A., Kassae, M. Z., & Maghari, A. (2017). Effects of nano Fe/SiO₂ fertilizers on germination and growth of barley and maize. *Archives of Agronomy and Soil Science*, 63(6), 817-826.
214. Prasad, R., Bhattacharyya, A., & Nguyen, Q. D. (2017). Nanotechnology in sustainable agriculture: recent developments, challenges, and perspectives. *Frontiers in Microbiology*, 8, 1014.
215. Fraceto, L. F., Grillo, R., de Medeiros, G. A., Scognamiglio, V., Rea, G., & Bartolucci, C. (2016). Nanotechnology in agriculture: which innovation potential does it have?. *Frontiers in Environmental Science*, 4, 20.
216. Lv, J., Christie, P., & Zhang, S. (2019). Uptake, translocation, and transformation of metal-based nanoparticles in plants: recent advances and methodological challenges. *Environmental Science: Nano*, 6(1), 41-59.
217. Iavicoli, I., Leso, V., Beezhold, D. H., & Shvedova, A. A. (2017). Nanotechnology in agriculture: Opportunities, toxicological implications, and occupational risks. *Toxicology and Applied Pharmacology*, 329, 96-111.
218. Giraldo, J. P., Wu, H., Newkirk, G. M., & Kruss, S. (2019). Nanobiotechnology approaches for engineering smart plant sensors. *Nature Nanotechnology*, 14(6), 541-553.
219. Hofmann, T., Lowry, G. V., Ghoshal, S., Tufenkji, N., Brambilla, D., Dutcher, J. R., ... & Wilkinson, K. J. (2020). Technology readiness and overcoming barriers to sustainably implement nanotechnology-enabled plant agriculture. *Nature Food*, 1(7), 416-425.
220. Rai, M., & Ingle, A. (2012). Role of nanotechnology in agriculture with special reference to management of insect pests. *Applied Microbiology and Biotechnology*, 94(2), 287-293.
221. Lassoued, R., Macall, D. M., Hesseln, H., Phillips, P. W., & Smyth, S. J. (2019). Benefits of genome-edited crops: expert opinion. *Transgenic Research*, 28(2), 247-256.