

Anchors of Growth: The Crucial Role of Robust Roots in Hydroponic Cultivation

ABSTRACT

Hydroponic cultivation has emerged as a promising solution to address the challenges of conventional agriculture by offering efficient resource utilization and enhanced crop yields. At the core of this innovative farming technique lies the intricate relationship between plant roots and their surrounding environment. The success of hydroponic systems hinges upon the establishment of robust root systems, which serve as the anchors of growth in soilless mediums. Roots in hydroponic systems exhibit distinctive characteristics compared to those in traditional soil-based cultivation, with adaptations tailored to optimize nutrient uptake and water absorption in the absence of soil. Understanding these adaptations is crucial for maximizing the potential of hydroponic farming and overcoming limitations inherent in conventional agriculture. Additionally, various strategies for optimizing root performance within hydroponic systems are examined. Nutrient management techniques, such as nutrient film technique (NFT) and drip irrigation, play a vital role in ensuring adequate nutrient supply to support healthy root growth and overall plant development. Manipulation of root zone environments, including pH and oxygen levels, further enhances root function and nutrient uptake efficiency. These strategies contribute to the establishment of robust root systems capable of sustaining high levels of crop productivity in hydroponic environments. By shedding light on the significance of robust roots as the anchors of growth in hydroponic systems, this paper aims to inspire further exploration and innovation in sustainable agriculture practices, ultimately contributing to food security and environmental stewardship. Through a synthesis of current research findings, practical insights are provided to guide future advancements in hydroponic farming, fostering a more resilient and sustainable food production system.

Keywords: Hydroponics cultivation, Nutrient uptake efficiency, root development, root growth, soil based system

INTRODUCTION

Aiming to feed a projected 10 billion people by 2050, agricultural development is one of the most effective ways for eradicating extreme poverty and promoting shared prosperity. Compared to other industries, the sector of agriculture expansion has the potential to improve the earnings of the poorest people by a factor of two to four. Agriculture, which accounts for 4% of global GDP and up to 25% in the least developed countries, is also critical to economic development [The World Bank, 2023]. Economic contribution of agriculture in India has gradually declined to less than 15% as a result of the rapid expansion of the industrial and services sectors; however, the importance of sector to the social and economic of the country fabric extends much beyond this figure. First, about 75% of Indian families' incomes come from rural sources. Second, around 770 million people, or nearly 70% of population of India impoverished, reside in rural areas [The World Bank, 2012]. As the food demand of world grows, it is critical to develop inventive and sustainable farming systems that can meet it without further

jeopardizing it. Hydroponics gives a feasible alternative to the problematic ways of traditional agriculture practices, which may alleviate this issue [Alshrouf et al., 2017]. Growing plants hydroponically entails substituting soil with a nutrient-rich water solution [Konovalenko et al., 2023]. It is feasible to build the system such that the plants receive the appropriate amount of oxygen, nutrients, and water for growth. The method is based on the complex interaction of plant roots with their surroundings. Strong root systems are required for hydroponic systems to function since they serve as the foundation of growth in this soilless medium. Root is a multicellular organ with distinctive characteristics such as a protective root cap, endogenous branching, gravitropic response, and root hairs. They are essential for anchoring plants, absorbing water and nutrients from the soil, and promoting overall plant growth and development [Kenrick et al., 2014]. The spatial configuration of the root system, known as Root System Architecture (RSA), is important for plant productivity, as it determines the capacity of plant to exploit available resources. Additionally, the distribution and function of roots are considered the most limiting factors for plant growth in almost all natural ecosystems, and the root system plays a major role in yield and overall plant productivity. Therefore, the root system is essential for the uptake of water and nutrients, providing stability to the plant, and facilitating optimal foraging for resources in the soil [Ristova et al., 2014]. In hydroponic systems, roots require oxygen to breathe. To ensure that roots receive adequate oxygen, appropriate root zone aeration is required. This fosters proper root growth and overall plant health [Ali et al., 2023]. Healthy root growth is essential for plants to thrive and produce to their full potential. In hydroponics, roots anchor and sustain the plant structure even in the absence of soil. Strong and robust roots anchor the plant in the growing medium or substrate, providing stability and the proper orientation for optimal light exposure and nutrient uptake. Temperature, substrate flow rate, pH levels, and fertilizer availability all have an impact on root growth and development. Healthy root growth is required for optimal nutrient uptake, water absorption, and overall plant vitality [Baiyin et al., 2021 a].

1. ROOT MORPHOLOGY

Root morphology refers to the external structure of plant roots, influencing above-ground growth. It comprises the radicle, primary roots, lateral roots, root hairs, and root cap. The radicle, emerging from the seed embryo, develops during germination. In gymnosperms and dicotyledons, the primary root often becomes a central taproot, possibly sprouting lateral roots [Bellini et al., 2014]. Lateral roots arise from pericycle cells or apical meristem [De Smet I et al., 2007]. Root hairs develop on sporophyte surfaces in vascular plants [Jonas et al., 2012]. The root cap protects the proximal root meristem and guides growth in response to environmental stimuli like gravity, light, touch, temperature, humidity, and chemicals [Barlow et al., 2002].

Root Morphology: Soil-based vs. Hydroponics Systems

As soil-based systems have more soil available, roots tend to spread out more in search of nutrients and water. Also, roots can grow in a more diverse manner, including elongation, branching, and the production of lateral roots. In contrast to soilless systems, where roots are limited to a single root zone, this results in a lower root density [Tüzel et al., 2020]. They may exhibit more compact growth patterns due to the limited space available for root propagation [Bar-Tal et al., 1995].

The physical characteristics of the soil influence the root architecture, leading to a more intricate and varied root system. Roots in soil-based systems are exposed to a heterogeneous environment with varying soil textures, moisture levels, and nutrient distribution. This exposure can lead to roots developing adaptive structures such as root hairs and mycorrhizal associations. In hydroponics systems, the environment is regulated and the rooting volume is limited, which could lead to a more standardized and straightforward root architecture [Atkinson et al., 2014]. Also, roots in soilless (Hydroponics) systems may not need to develop such adaptations as the growing conditions are more controlled [Koevoets et al., 2016].

2. LENGTH OF ROOT

Root length in plants is diverse and determined by various factors. Plant species possess different root systems, with some having deep roots penetrating soil, while others have shallow roots spreading horizontally [Pierret et al., 2016]. Soil properties like texture, compaction, moisture, and nutrient availability influence root length. Roots may grow longer in loose, well-aerated soils with ample nutrients compared to compacted or nutrient-poor soils [Goss et al., 2023]. Adequate water supply is crucial for root survival, with dry soil promoting root elongation and wet soil hindering it [Yua et al., 2023]. Nutrient availability affects root growth, with roots in poor soils extending further to gather nutrients [Gatiboni et al., 2022]. Additionally, as a plant's root system enlarges over time, its length may increase [Wu et al., 2016].

Root Length: Soil-based vs. Hydroponics Systems

There are studies showing that root length increases in hydroponics system as compared to the soil based system. However, it also varies according to the type of crop. A study on the hydroponic technique found that citrus plants cultivated hydroponically had longer primary roots and total roots than those grown in soil. The two growth systems, however, showed no significant difference in root volume or surface area. Furthermore, hydroponics exhibited fewer lateral roots and a lower root density than soil-based growth. This shows that the growing method can influence the architecture of citrus plant roots, with hydroponics potentially encouraging larger primary roots but less lateral roots than soil-based development [Zhou et al., 2020]. In the study by Chanoknatet al. (2019), it was found that there is a positive correlation between root traits of sugarcane grown under hydroponic conditions and those grown in soil-based systems. This suggests that the root characteristics observed in hydroponic cultivation can reflect the traits exhibited in traditional soil-based growing environments. Additionally, the hydroponic system allows for the classification of differences in root and shoots traits among different genotypes [Chanoknat et al., 2019].

3. GROWTH OF ROOTS

In a hydroponic system, where plants are grown without soil and with their roots directly immersed or suspended in a nutrient – rich water solution. Plants in hydroponic system can be almost completely submerged in water while keeping roots healthy and white. Root growth is a particular importance as it is directly influences plant's ability to access water, nutrients and oxygen. The growth of roots is influenced by various factors.

3.1 Nutrient availability

Nutrient availability is vital in hydroponics, where plants solely rely on the nutrient solution. Proper balance and availability are crucial for healthy root growth and

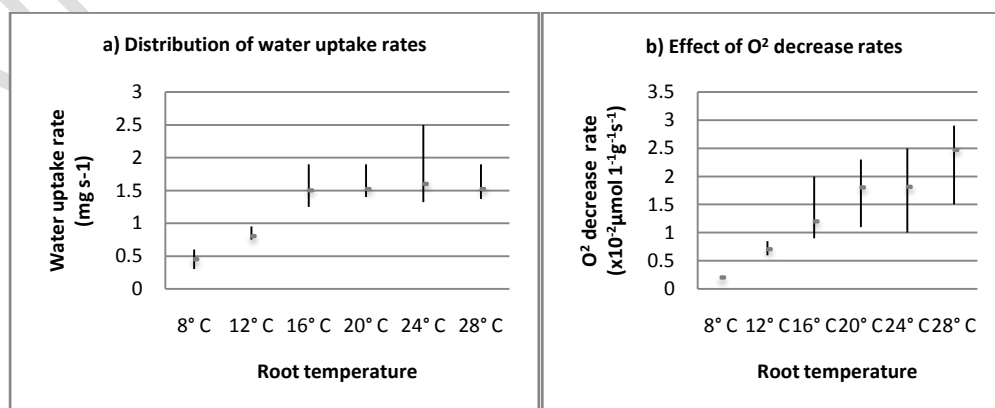
overall plant development. Monitoring and regulating nutrient levels is essential to support optimal root growth. Providing a balanced nutrient solution with the right proportions of nitrogen, phosphorus, potassium, calcium, magnesium, and micronutrients is necessary. The forms of nitrogen, like ammonium (NH_4^+) or nitrate (NO_3^-), impact plant growth, with a balanced diet including both forms being beneficial [Bloom et al., 1993]. The ratio of nitrate (NO_3^-) to ammonium (NH_4^+) affects root development; for instance, tomato roots thrive with a 3:1 NO_3^- to NH_4^+ ratio, while high NH_4^+ concentrations inhibit growth [Bloom et al., 1993]. Nutrient solution temperature directly affects plant oxygen use and inversely correlates with dissolved oxygen levels.

3.2 Aeration and oxygen level

In hydroponics, proper aeration can be achieved using an air pump and air stones. The air pump forces air through the air stones, which bubbles into the nutrient solution. The stone's porous structure allows the oxygen the pump forces through it to release air in small bubbles. [Hoidal et al., 2022]. Different plant species exhibit varying oxygen radiation within their roots. For example, in corn roots, a gradient of oxygen concentration from 10% to 5% was observed from the cortex to the wake. Similarly, in castor roots, the oxygen gradient range from 21% in the exterior to 7% in the phloem [Papke et al., 2014]. To address oxygen deficiencies in the root zone, various oxygenation techniques are employed, such as aeroponics, oxygenation and oxyfertiligation. These techniques aim to improve oxygen availability in the root environment and minimize the risk of hypoxia, ultimately enhancing plant yield and quality [Midmore et al., 2007].

3.3 Root zone environment

In soilless culture, nutrient solutions maintain a pH of 5 to 6 (usually 5.5) to optimize nutrient accessibility within the root environment, ideally between 6 and 6.5 [Singh H., 2016]. Temperature variations from optimal ranges can reduce root growth rates in different plant species [Yoshida et al., 1991]. Root temperature significantly influences water uptake and gas exchange. Research assessed water uptake (figure 1), O_2 reduction, and CO_2 increase rates across temperatures ranging from 8 to 28°C. Response curves showed a sigmoidal pattern, with rates declining below 12°C and increasing above 16°C [Yoshida et al., 1989]. Boyer (1971) noted that root systems contribute over 50% of a plant's hydraulic resistance. This study investigated how root temperature impacts water uptake rate and hydraulic resistance across root systems [Boyer et al., 1971]. It measured hydraulic conductance and resistance in detached roots using a pressure chamber at 200-500 kPa [Fiscus et al., 1977]. High pressure can alter the hydraulic properties of roots grown under normal conditions [Nobel et al., 1990].



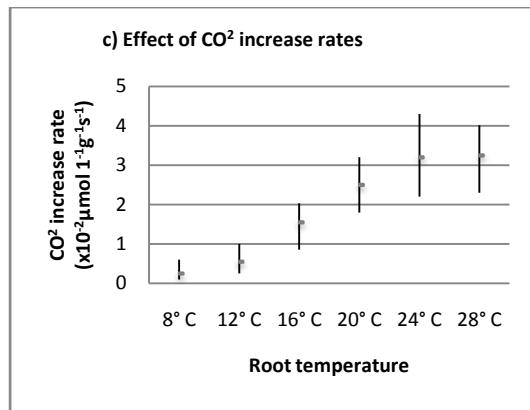


Fig.1. The distribution of water uptake rates (a) , the effects of O₂ decrease rates (b) and CO₂ increase rates (c) on root temperature in root systems under 80 kPa suction. Mean values from 6 plants are plotted with 95% confidence interval.

Source: Yoshida et al, 1989

3.4 Different growing medium for root growth

Different growing mediums offer diverse properties tailored to support plant growth. Inert mediums, such as rock wool, provide structural support, while coconut coir boasts excellent water retention and aeration. Perlite and vermiculite, both lightweight materials derived from natural minerals, promote good drainage and moisture availability, albeit with varying capacities. Soilless mediums blend organic and inorganic components, offering a balanced mix of water retention, aeration, and nutrient availability. Expanded clay pellets and grow stones provide sustainable alternatives with superior water retention and aeration properties, facilitating optimal root development. Organic mediums, derived from natural sources, often supplement plants with additional nutrients. These substrates offer aeration and moisture retention properties, ensuring adequate oxygenation and hydration of the root zone. The choice of substrate can influence root growth characteristics and nutrient absorption efficiency [Thakulla et al.,2021].

Growth of roots: Soil-based vs. Hydroponics Systems

Hydroponics referred as Nutrient Solution Cultivation whereas Soil cultivation is known for traditional method cultivation [Boell, 2019].The growth of roots in hydroponic systems is often more efficient and targeted compared to soil-based cultivation due to the direct availability of nutrients in the nutrient solution. It allows for precise control of nutrient delivery, leading to optimized nutrient uptake, compact root structures, and reduced nutrient imbalances. Soil-based systems, on the other hand, require roots to physically search for nutrients in the soil, which can result in a more exploratory root architecture [Ali et al., 2023].There are studies showing that soil loses its nutritional value and its difficult to measure its pH and nutritional content whereas in hydroponics the pH is easily measured and maintained, so plants have enough nutrient to photosynthesize [Velazquez, 2022]. Plants in hydroponics system can be almost completely submerged under water while keeping roots healthy and white.

4. AERATION CAPACITY OF ROOTS

Adequate oxygen levels in the root zone are crucial for plant growth. A study on cucumber manipulated aeration levels to observe their effects on growth and bioactivity [Lee et al., 2014]. Plant roots require oxygen to produce ATP from carbohydrates. Aerobic respiration

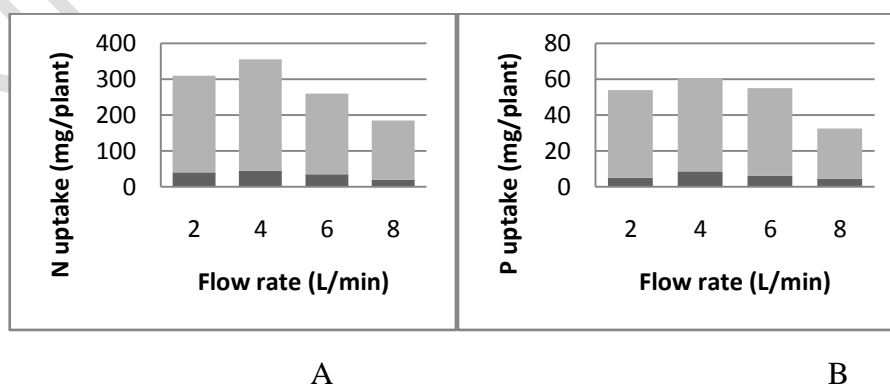
yields 38 mol ATP per mol glucose, while anaerobic conditions yield only 2 mol ATP, hindering root health and function [Jethva et al., 2022]. Roots cannot photosynthesize and must absorb oxygen from their surroundings, particularly in soil where air spaces provide oxygen. Well-aerated soil ensures oxygen availability and efficient drainage, vital for root health. Hydroponic systems rely on aeration to supply oxygen. Limited dissolved oxygen in water restricts biological processes, affecting cell growth and metabolite production [Zhong et al., 2010]. Dissolved oxygen in a hydroponic solution is crucial for plant health, influenced by temperature and salinity. Higher temperatures reduce dissolved oxygen, impacting plant health sooner than other factors. Maintaining appropriate dissolved oxygen levels in hydroponic systems is essential to prevent toxic shock or nutrient lockup. Overall, adequate aeration in both soil and hydroponic systems is essential for healthy plant growth and development [Ali et al., 2023].

Aeration capacity of roots : soil based vs. hydroponic system

Plant roots require ambient oxygen to respire and produce energy through the glucose-oxygen reaction. Roots in poorly aerated soils are starved of oxygen and fade because they are unable to breathe adequately. However, roots are required to absorb nutrients and water, therefore the plant will ultimately die. Influence of aeration on soil extends beyond crop development. Soil aeration is required for aerobic earth-dwelling microorganisms and adequate oxidation [Rachh , 2021]. In hydroponics, aeration brings water and air into close contact to remove disintegrating gasses and oxidize broken down metals such as iron, hydrogen sulfide, and unstable natural synthetic compounds. The degree of surface contact between air and water determines how efficient aeration is. This is primarily determined by the size of the water drop or air bubble. Aeration brings water and air into close contact by exposing droplets or thin sheets of water to the air, or by introducing small air pockets and allowing them to rise through the water. This, in turn, breaks down the gases, which are subsequently eliminated from the solution and released into the surrounding air [Vasyl, 2021].

5. NUTRIENT UPTAKE EFFICIENCY AND NUTRIENT USE EFFICIENCY OF ROOTS

In hydroponic systems, nutrient uptake efficiency is influenced by plant species [Rao et al., 1995], nutrient concentration, pH [Wheeler et al., 1999], root health [Baiyin et al., 2021 a], temperature [Ropokis et al., 2019], light intensity [Kim et al., 2021], and solution flow rate.



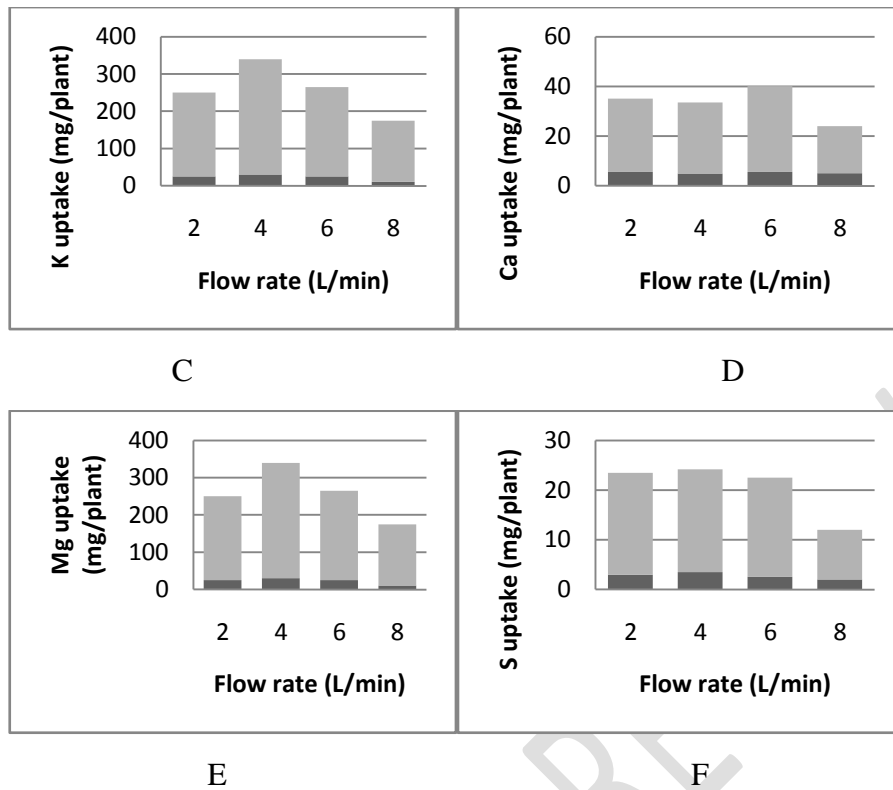


Fig.2. Plant nutrient uptake varies with flow rate. Plants absorb a) nitrogen, b) phosphorus, c) potassium, d) calcium, e) magnesium, f) sulphur. Significant differences were observed between the bars labelled with different letters ($p < 0.05$). The data are presented as means \pm standard error ($n = 4$).

Source: Baiyin et al., 2021

A study on hydroponic Swiss chard (In figure 3) , investigated nutrient uptake efficiency under varying substrate flow rates. Results showed nitrogen uptake decreasing by 23.6% and 42.6% at flow rates of 6 and 8 L/min respectively. Phosphorus uptake remained stable up to 6 L/min but decreased by 41.8% at 8 L/min compared to 6 L/min. Potassium uptake increased by 34.3% from 2 to 4 L/min, but declined by 20.3% and 55.34% at 6 and 8 L/min respectively. Calcium uptake decreased by 26.2% from 2 to 4 L/min, increased by 24.2% from 4 to 6 L/min, and decreased by 36.2% at 8 L/min. Sulphur use efficiency increased by 9.2% from 2 to 4 L/min, decreased by 8.5% at 6 L/min, and significantly increased by 54% at 8 L/min [Baiyin et al., 2021 b].

Nutrient uptake and use efficiency of roots: Soil-based vs. Hydroponics Systems

Nutrient uptake and utilization efficiency may vary between soil-based and hydroponic growing approaches because to differences in root environment, management strategies, and nutrient availability. Hydroponic systems allow for fine control of nutrient quantities and availability since plants absorb nutrients directly from a nutrient solution. This regulated atmosphere allows plants to absorb and use nutrients more effectively. In contrast, microbial activity, organic matter concentration, and soil properties all influence nutrient availability in soil-based systems. Plants in soil systems may face challenges such as nutrient leakage, immobilization, or competition for resources with other living things. They absorb nutrients more quickly in hydroponic systems, hence soil-based systems may have a lower nutrient uptake efficiency [Vasy, 2021]. To increase fertilizer uptake and usage efficiency, nutrient management solutions in both soil-based and hydroponic systems must be optimized.

Balanced fertilization, soil amendments, and microbial inoculants are examples of soil-based strategies for increasing nutrient availability and plant uptake [Baiyin et al., 2021 b]. In a study of “Comparison between hydroponic and aeroponic systems for lettuce production”, the average nutrient uptake values for nitrogen, phosphorus, potassium, calcium, and magnesium were 2.13%, 0.82%, 2.24%, 0.43%, and 0.40%, respectively, for the hydroponic system. This indicates that nutrient uptake values in hydroponics are lesser as compared to that of areoponics of lettuce crop [Ali et al., 2015].

6. ROOT ZONE PROBLEMS

Root Zone problems in hydroponic systems can have significant impact on root and plant health as well as productivity. There are studies showing that the Pythium root rot, is common issue caused by various *Pythium Species* such as *Pythium ultimum* and *Pythium dissotocum*. This disease is widespread and destructive in hydroponically grown plants like cucumber, tomato, sweet pepper, spinach, lettuce and roses [Sutton et al., 2006]. Root zone temperature influences the progression of Pythium root rot symptoms, with higher temperatures leading to more severe root rot in various crops. For example, in chrysanthemums, increasing the root zone temperature from 20°C to 32°C resulted in progressively more severe root rot symptoms caused by *Pythium aphanidermatum* (Fig 4). Similarly, *P. dissotocum* caused severe root disease in spinach at temperatures between 21-27°C, with even more severe symptoms observed during winter months when nutrient solution temperatures were low [Gold et al., 1985].

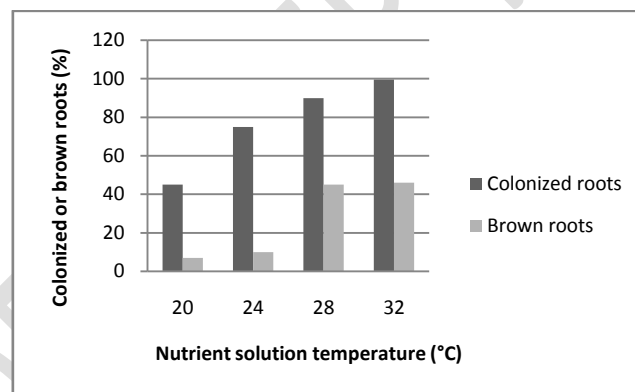


Fig.3. The effect of nutrient solution temperature on *Pythium aphanidermatum* colonization and root browning in chrysanthemum roots 14 days after inoculation

6.1 Mechanisms of root rot caused by pythium species

Pythium species enter the hydroponic system through contaminated water, infected plant debris or contaminated growing media. The pathogen’s initial inoculum can include zoospores produced from sporangia formed in various resources within the crop environment. It infect plant roots through zoospores, which are attracted to root exudates and can swim in water to reach the roots [Sutton et al., 2006]. Once in contact with the roots, zoospores encyst, germinate, and penetrate the root tissues to establish infection. Upon penetration, They cause damage to the root tissues through enzymatic degradation, leading to cell death and decay. This damage disrupts the normal functions of the roots, including nutrient and water uptake, and compromises the plant's overall health. As the infection progresses, symptoms of root rot become visible, including browning, rotting, and decay of the root tissues [Gold et al., 1985]. These symptoms can vary in severity depending on the specific

Pythium species, host plant, and environmental conditions. Pythium root rot can spread within the hydroponic system through the movement of zoospores and mycelia, leading to widespread infection of plant roots. Factors such as temperature, nutrient availability, and root exudates can influence the rate of disease spread and severity of epidemics. The progression of root rot can weaken the plants, reduce their growth and productivity, and make them more susceptible to other stresses and diseases. The compromised root system affects the plant's ability to absorb nutrients and water efficiently, further [Chatterton et al., 2004]. Pathogens, nutrient temperature, fungal disease, lack of air or oxygen (often referred to as overwatering or root rot), and even pests can cause problems.

6.2 Management of root rot

Pythium is an organism that lives in dirt. Pythium is also a multispecies organism. Some, including *P. aphanidermatum*, *P. ultimum*, and *P. irregulare*, are extremely pathogenic. Pythium can be brought to hydroponic systems on contaminated shoes, tools, or equipment, or anywhere water can come into touch with soil, such as in outdoor retention ponds and streams. This is the reason why clean, well-filtered water is ideal for hydroponics as it is less likely to include Pythium propagules. To preserve the health and productivity of plants in a hydroponic or aquaponic system, it is critical to follow a set of standards for preventing contamination and maintaining cleanliness. This includes putting in place safeguards to prevent germs from entering the system and frequently sanitizing all surfaces, tools, and equipment utilized inside it. Furthermore, rafts should be carefully cleansed and disinfected before reuse, and any contaminated plants should be removed and disposed immediately to minimize disease transmission. Incorporating helpful bacteria into the system can help to suppress dangerous diseases and improve plant health. It is also critical to monitor and maintain appropriate levels of fertility, dissolved oxygen, pH, and electrical conductivity in the nutrient solution. Controlling water temperature at 68-72°F (20-22°C), especially [Jean, 2022].

Root zone problems: Soil-based vs. Hydroponics Systems

In soil-based systems, root rot is often caused by various pathogens such as fungi, oomycetes, bacteria, and viruses. These pathogens thrive in moist soil conditions and can infect plant roots, leading to decay and plant death. Cultural practices like crop rotation, proper irrigation, and soil drainage are commonly used to manage root rot in soil [Papavizas et al., 1974]. Whereas, In hydroponic systems, root rot is typically caused by waterborne pathogens such as *Pythium* and *Phytophthora*. These pathogens can infect the roots in the nutrient solution, leading to root decay and plant wilting. Maintaining proper pH and nutrient levels, as well as ensuring good oxygenation of the root zone, are essential in preventing root rot in hydroponic systems [Sutton et al., 2006]. Management strategies for root rot in hydroponics may include using sterile growing media, implementing proper sanitation practices, and incorporating beneficial microorganisms to suppress pathogen growth. Additionally, some hydroponic growers use hydrogen peroxide or other disinfectants to control root rot pathogens in the nutrient solution [Sutton et al., 2006].

7. CONCLUSION

The need of robust roots in hydroponic farming and proposing answers to the pressing issues of global food crisis and agricultural sustainability. The comparison of soil-based and hydroponic systems demonstrates that hydroponics has distinct advantages in terms of disease management, nutrient delivery, and root growth optimization. Hydroponic systems can increase overall plant vitality, as well as nutrient growth and uptake efficiency, by accurately managing the parameters of the root environment. The ability of effective

management approaches to address root zone difficulties like as Pythium root rot highlights hydroponics' potential to alter modern agriculture. However, additional research and technology developments are required to improve hydroponic systems for a variety of crop species and climatic situations. Furthermore, before hydroponics can be widely adopted and integrated into global food production systems, issues with initial setup costs, energy consumption, and scalability must be addressed.

REFERENCES

- Ali Al Meselmani, M. 2023. *Nutrient Solution for Hydroponics [Internet]*. Recent Research and Advances in Soilless Culture. IntechOpen, Available from: <http://dx.doi.org/10.5772/intechopen.101604>
- Ali, M., Khater, E., Ali, S., Haddad Z. 12 December 2015. Comparison Between hydroponics and Aeroponic systems for lettuce Production. *The 20th Annual Conference of Misr Soc. of Ag. Eng.*
- AlShrouf, A. 2017. Hydroponics, Aeroponic and Aquaponic as Compared with Conventional Farming. *American Scientific Research Journal for Engineering, Technology, and Sciences*, 27(1): 247–255.
- Atkinson, J.A., Rasmussen, A., Traini, R., Voß, U., Sturrock, C., Mooney, S.J., Wells, D.M., Bennett, M.J. 2014. Branching out in roots: uncovering form, function, and regulation. *Plant Physiol.*;166(2):538-50.
- Baiyin, B., Tagawa, K., Yamada, M., Wang, X., Yamada, S., Yamamoto, S., Ibaraki, Y. 2021 a. Effect of the flow rate on plant growth and flow visualization of nutrient solution in hydroponics. *Horticulturae*, 7: 225.
- Baiyin, B., Tagawa, K., Yamada, M., Wang, X., Yamada, S., Yamamoto, S., Ibaraki, Y. **2021 b.** Effect of Substrate Flow Rate on Nutrient Uptake and Use Efficiency in Hydroponically Grown Swiss Chard (*Beta vulgaris* L. ssp. *cicla* ‘Seiyoushikokki’). *Agronomy* , 11, 2050.
- Barlow, P.W.2003. The root cap: Cell dynamics, cell differentiation and cap function. /. *In: Journal of Plant Growth Regulation*, Vol. 21, p. 261 - 286.
- Bar-Tal, A., Feigin, S., Sheinfeld, R., Rosenberg, B., Sternbaum, I., Rylski, E., Pressman. 1995. Root restriction and N-NO₃ solution concentration effects on nutrient uptake, transpiration and dry matter production of tomato, *Scientia Horticulturae*, 63 (3–4): 195-208
- Bellini ,C., Pacurar, D.I., Perrone, I. 2014. Adventitious roots and lateral roots: similarities and differences. *Annu Rev Plant Biol.*65:639-66.
- Bloom, A.J., Jackson, L.E., Smart DR. 1993.Root growth as a function of ammonium and nitrate in the root zone. *Plant, Cell & Environment.*16:199-206.
- Boyer, J. S. 1971.Resistances to watertransport in soybean, bean, and sunflower. *Crop Sci.*, 11, 403-407.
- Chanoknat, C., Patcharin, S., Nuntawoot, J. May 2019. Hydroponics: An Alternative Method for Root and Shoot Classification on Sugarcane Genotypes. *AGRIVITA*

Journal of Agricultural Science, [S.I.], 41(2) 351-363,. ISSN 2477-8516. Available at: <<https://agrivita.ub.ac.id/index.php/agrivita/article/view/2031>>. Date accessed: 02 mar. 2024. doi:<https://doi.org/10.17503/agrivita.v4i12.2031>.

- Chatterton, S., Sutton, J.C., Boland, G.J. 2004.. Timing *Pseudomonas chlororaphis* applications to control *Pythium aphanidermatum*, *Pythium dissotocum*, and root rot in hydroponic peppers. *Biological Control*, San Diego, 30, n.2 p.360- St. Louis, 3,
- De Smet, I., Tetsumura, T., De Rybel, B., Frei dit Frey, N., Laplaze, L., Casimiro, I., Swarup, R., Naudts, M., Vanneste, S., Audenaert, D., Inzé, D., Bennett, M.J., Beeckman, T. 2007. Auxin-dependent regulation of lateral root positioning in the basal meristem of Arabidopsis..*Development*. 134(4):681-90.
- Fiscus, E. L. 1977 Determination of hydraulic and osmotic properties of soybean rootsystems. *Plant Physiol* . , 59, 1013-1020.
- Gatiboni, L. 2022. Soils and Plant Nutrients, Chapter 1. In: K.A. Moore, and L.K. Bradley (eds). *North Carolina Extension Gardener Handbook*, 2nd ed. NC State Extension, Raleigh, NC. <https://content.ces.ncsu.edu/extension-gardener-handbook/1-soils-and-plant-nutrients>
- Gold, S.E., Stanghellini, M.E. 1985. Effects of temperature on *Pythium* root rot of spinach under hydroponic conditions. *Phytopathology*, St. Paul, 75(3): 333-337
- Goss , R.M. , Ulery , A.L. , in Encyclopedia of Soils in the Environment (Second Edition), Soil Biology. 2023 Pages 1-9
- Hoidal, N., Reardon, A. , Worth, L. and Rogers, M., 2022. <https://extension.umn.edu/how/small-scale-hydroponics#aeration-2644463>
- Jean, W., “Root disease management in hydroponic system” e-gro edible alert, Volume 7 Number 6 March 2022, <https://www.e-gro.org/pdf/E706.pdf>
- Jethva, J., Schmidt, R.R., Sauter, M., Selinski, J. 2022 . Try or Die: Dynamics of Plant Respiration and How to Survive Low Oxygen Conditions. *Plants (Basel)*.;11(2):205.
- Kenrick, P., Strullu-Derrien, C. 2014. The origin and early evolution of roots. *Plant Physiol.*;166(2):570-80.
- Kim, J.K., Jang, D.C., Kang, H.M., Nam, K.J., Lee, M.H., Na, J.K., Choi, K.Y. 2021. Effects of light intensity and electrical conductivity level on photosynthesis, growth and functional material contents of *Lactuca indica* L. ‘Sunhyang’ in Hydroponics. *Prot. Hortic. Plant Fact*. 30: 1–9.
- Koevoets, I.T., Venema, J.H., Elzenga, J.T., Testerink, C. 2016. Roots Withstanding their Environment: Exploiting Root System Architecture Responses to Abiotic Stress to Improve Crop Tolerance. *Front Plant Sci*. 7:1335.
- Konovalenko Anna. “WATER FOR PEOPLE: 30 YEARS IN PROGRESS.” *The Borgen project*, 12 May 2023, <https://borgenproject.org/water-for-people/>.

- Lee, J., Lee, B., Kang, J., Bae, J., Ku, Y., Gorinstein, S. and Lee, J. 2014. "Effect of root zone aeration on the growth and bioactivity of cucumber plants cultured in perlite substrate." *Versita*,
- Li, Y., Niu, W., Cao, X., Wang, J., Zhang, M., Duan, X., Zhang, Z. 2019. Effect of soil aeration on root morphology and photosynthetic characteristics of potted tomato plants (*Solanum lycopersicum*) at different NaCl salinity levels. *BMC Plant Biol.*, 19(1):331.
- Marvin, B. "Farming of Hydroponic and soil based Farming." *Linkedin*, 1 April 2019, <https://www.linkedin.com/pulse/hydroponic-soil-based-farming-marvin-boell>.
- Midmore, D. J., Bhattarai, S. P., Pendergast, L. and Torabi, M. 2007. Oxygation: aeration of subsurface drip irrigation water and its advantages for crop production, paper presented at the ANCID Conference 2007, Bundaberg, Australia, 19-22 August 2007.
- Nobel, P. S., Schultze, P. J., and North, G. B. 1990. Water influx characteristics and hydraulic conductivity for roots of *Agave deserti* Engelm. *J. Exp. Bot.*, 41: 409-415.
- Papavizas, George C. & Ayers, William A., 1974. *Aphanomyces* Species and Their Root Diseases in Pea and Sugarbeet, Technical Bulletin 158606, United States Department of Agriculture, Economic Research Service. <<https://ideas.repec.org/p/ags/uerstb/158606.html>>
- Papke, C., Ramírez-Aguilar, C., and Antonio, C. 2014. Oxygen consumption under hypoxic conditions. 185-208 pp. In: van Dongen T. J. and Licausi, F. (Eds). *Low-oxygen stress in plants. Oxygen sensing and adaptive responses to hypoxia. Plant Cell Monographs. Springer.* 419 p
- Pierret, A., Maeght, J.L., Clément, C., Montoroi, J.P., Hartmann, C., Gonkhamdee, S. 2016. Understanding deep roots and their functions in ecosystems: an advocacy for more unconventional research. *Ann Bot.*;118(4):621-635.
- Rachh, P. "Aeration Solutions for Hydroponics." *Airoxi*, 27 April 2021, <https://www.airoxitube.com/aeration-solutions-for-hydroponics/>.
- Rao, I.M., Ayarza, M.A., Garcia, R. 1995. Adaptive attributes of tropical forage species to acid soils i. differences in plant growth, nutrient acquisition and nutrient utilization among C4 grasses and C3 legumes. *J. Plant Nutr.* 18: 2135–2155.
- Ristova D, Busch W. Natural variation of root traits: from development to nutrient uptake. *Plant Physiol.* 2014 Oct;166(2):518-27. doi: 10.1104/pp.114.244749. Epub 2014 Aug 7. PMID: 25104725; PMCID: PMC4213084.
- Ropokis, A., Ntatsi, G., Kittas, C., Katsoulas, N., Savvas, D. 2019. Effects of temperature and grafting on yield, nutrient uptake, and water use efficiency of a hydroponic sweet pepper crop. *Agronomy*, 9: 110.

- Singh, H. October 2016 . “Electrical Conductivity and pH Guide for Hydroponics.” *Oklahoma Cooperative Extension Service*, , <https://pods.okstate.edu/fact-sheets/HLA-6722pod.pdf>
- Sutton, J.C., Sopher, C.R., Owen-Going, T.N., Liu, W., Grodzinski, B., Hall, J.C., Benchimol, R.L. 2006.Etiology and epidemiology of Pythium root rot in hydroponic crops: current knowledge and perspectives. *Summa Phytopathologica*, 32(4) 307-321
- Thakulla, D., Dunn, B. & Hu, B. “Soilless Growing Mediums.” *Oklahoma Cooperative Extension Service*, September 2021, <https://extension.okstate.edu/fact-sheets/soilless-growing-mediums.html>
- The world bank. “Agriculture and food.”, 19 september 2023, <https://www.worldbank.org/en/topic/agriculture/overview>
- The world bank. “India: Issues and Priorities for Agriculture.”, 17 May 2012, <https://www.worldbank.org/en/news/feature/2012/05/17/india-agriculture-issues-priorities>.
- Tüzel, Y., Balliu, A. 2020. Advances in horticultural soilless culture (1st ed.). Burleigh Dodds Science Publishing. <https://doi.org/10.1201/9781003048206>. Chapter by.“Advances in liquid- and solid-medium soilless culture systems.”Gruda, N.S. (Ed.). Advances in horticultural soilless culture, Burleigh Dodds Science Publishing,
- Vasyl, C . “Soil Aeration Importance & Implementation Tips.” *EOS DATA ANALYTICS*, 27 May 2021, <https://eos.com/blog/soil-aeration/>. Accessed on 27 February 2024.
- Velazquez-Gonzalez, R.S., Garcia-Garcia, A.L., Ventura-Zapata, E., Barceinas-Sanchez, J.D.O., Sosa-Savedra, J.C. 2022. A Review on Hydroponics and the Technologies Associated for Medium- and Small-Scale Operations. *Agriculture* , 12: 646. <https://doi.org/10.3390/agriculture12050646>
- Wheeler, R.M., Sager, J.C., Berry, W.L., Mackowiak, C.L., Stutte, G.W., Yorio, N.C., Ruffe, L.M. 1999. Nutrient, acid and water budgets of hydroponically grown crops. *Acta Hort. Int. Symp. Grow. Media Hydroponics*, 481: 655–662.
- Wu, Q., Pagès, L., Wu, J. 2016. Relationships between root diameter, root length and root branching along lateral roots in adult, field-grown maize. *Ann Bot.* 117(3):379-90.
- Yoshida, S. and Eguchi, H. 1989. Effect of roottemperature on gas exchange and water uptakein intact roots of cucumber plants (*Cucumissativus L.*) in hydroponics. *Biotronics*, 18: 15-21.
- Yoshida, S., Eguchi, H.. 1991. Root temperature effect on hydraulic characteristics of roots in hydroponics, *IFAC Proceedings Volumes*, 24(11) :153-158,
- Yu, P., Hochholdinger, F. 2023. Marschner's Mineral Nutrition of Plants (Fourth Edition), Pages 523-543
- Zhong, J.J. 2010. Recent advances in bioreactor engineering, *Korean J. Chem. Eng*, 27:1035-1041

Zhou, G., Wei, Q., Li, B., Zeng, X., Liu, G. 2020. Establishment and optimization of a hydroponic system for root morphological and nutritional analysis of citrus. *Sci agric (Piracicaba, Braz)* [Internet], 77(4):e20180261. Available from: <https://doi.org/10.1590/1678-992X-2018-0261>

UNDER PEER REVIEW