

Review Article

A REVIEW ON THE CHEMICAL CONSTITUENTS, ANTI-INFLAMMATORY AND ANTI-OXIDANT AGENTS FROM COMBRETUM GENUS

Abstract

Many diseases are treated using medicinal plants because they contain components that have therapeutic properties. The prevention and treatment of diseases linked to oxidative stress depend heavily on antioxidants. With over 20 genera and 600 species, the Combretaceae family is a vast group of plants that is distributed tropically throughout the world, with centers of diversity in Africa and Asia. In traditional medicine, certain species of Combretum are widely used as diuretics and to treat bleeding, diarrhea, infections, diabetes, malaria, and inflammation. This work is a review of Combretum species that have been assessed for their biological activity. It is imperative that more research be done on Combretum species in order to generate novel therapeutic options that could potentially enhance the well-being of individuals with a range of ailments.

Keywords: Terpenoids, Flavonoids, Stilbens, Oxidative Stress, Inflammation

Introduction

Science has not yet fully tapped into the potential of most plants to generate new drugs, particularly in developing nations, despite their shown superiority in treating and managing a wide range of human and animal ailments. Medicinal plants are majorly used for therapeutic purposes or as precursors for the synthesis of useful drugs (Yahaya *et al.*, 2021). As such there are two major classes of substance found in plants; the primary metabolites and the secondary metabolites also known as phytochemicals. However, through trial and error, humans have learned that under certain condition, physiological effects of some secondary metabolites can have therapeutic benefit (Sahreen *et al.*, 2010). The medicinal effect from plants are as a result of the combination of secondary metabolites present in them. The primary metabolites like carbohydrates, protein, nucleic acids, chlorophyll and lipids plays more of nutritional role in plants and also help in the biogenesis of the secondary metabolites. For over a thousand years, medicinal plants play a central role in the early stage of drug discovery by utilizing various bioassays to evaluate phytochemicals, in which the phytochemicals or its structural analogues could be putative drug candidate. It is on this note that we explore combretum genus belonging to combretaceace family in order to get insight on its therapeutic potentials.

OVERVIEW OF COMBRETUM GENUS

“ Combretum comprise of about 250 species and distributed throughout the tropics and subtropics. The species of *Combretum* are trees, shrubs, shrublets or woody climbers, very rarely sub herbaceous. Scales (subgenre. *Combretum*) or microscopic (sometimes macroscopic) stalked glands (subgenre. *Cacoucia*) are present. The subgenus *Combretum* is sometimes divided into eleven sections, based on the floral, scale and fruit anatomy”(Jordaan *et al.*, 2011; Kubitzki, 2007)

“In the genus *Combretum* the leaves are opposite, verticillate or rarely alternate, usually petiolate, almost always with entire margins. The petiole is sometimes persistent, and especially in climbers it forms a hooked wooded spine when the leaf abscises. The flowers are hermaphroditic, regular or slightly zygomorphic, 4-5 merous and they are borne in elongated or sub capitate axillary or extra-axillary spikes or racemes or in terminal or terminal and axillary, often leafy panicles. The receptacle is usually clearly divided into a lower part (lower receptacle) surrounding and adnate to the ovary, and an upper receptacle which sometimes is differentiated into a lower part containing the disk and an often more expanded upper part. Sepals are 4-5 (rarely more), dentate to subjugate or filiform, sometimes scarcely developed. Petals are 4-5, small and inconspicuous or showy (white, purple, red) and exceeding the sepals”.(Van Wyk, 2013)

“Stamens are twice as many as the petals, inserted in 1 or 2 series inside the upper receptacle. The disk of the receptacle is glabrous or hairy, with or without a free margin, sometimes inconspicuous and absent. The fruit is 4-5 winged and ridged or angled, sessile or stipulate, indehiscent or rarely dehiscent; the pericarp is usually thin and papery, sometimes leathery, more rarely fleshy. Even if the fruits are often used as a good species identification character, species identification is not always easy at the fruiting stage”(Van Wyk, 2013)

ETHNOBOTANICAL USE OF SOME *COMBRETUM* SPECIES

The genus *Combretum* are well known in African traditional medicine, and all parts of the *Combretum* species are used as medicine as shown in Table 1

Table 1 Ethnobotanical uses of some combretum species

Species	Plant part	Trado-medicine uses	Ref
<i>C. molle</i>	Roots, stem bark and leaves	Stomachache, wound healing, edema, skin diseases and gonorrhea	(Neuwinger, 2000) (Fyhrquist <i>et al.</i> , 2002)
<i>C. psidioides</i>	Leaves and root	Diarrhea, muscle pain and edema	(Fyhrquist <i>et al.</i> , 2002)
<i>C. padoides</i>	Leaves and root	Bloody diarrhea, conjunctivitis, antimalarial, and wound	(Gathirwa <i>et al.</i> , 2011; Nguta <i>et al.</i> , 2010)

		healing	
<i>C. sericeum</i>	Leaves, and root bark	Stomach disorder, wound, bone fracture and conjunctivitis,	(Codo Toafode <i>et al.</i> , 2022; Sini <i>et al.</i> , 2017)
<i>C. fragrans</i>	Leaves, root and shoots	Leprosy and diarrhea	(Ejidike <i>et al.</i> , 2023)
<i>C. woodii</i>	Leaves	Abdominal pain, and venereal diseases	(Ahmed <i>et al.</i> , 2014; Ejidike <i>et al.</i> , 2023)
<i>C. zeyheri</i>	Leaves and root	Scorpion and snake bites, mental problem, tuberculosis and pneumonia	(Roy <i>et al.</i> , 2014)
<i>C. collinum</i>	Leaves	Earache, rheumatism, diarrhea, cough, and ascariasis	(Ejidike <i>et al.</i> , 2023; Marquardt <i>et al.</i> , 2020)
<i>C. paniculatum</i>	Leaves and root	Enlarge spleen and liver, diarrhea, and dysentery	(Bekele <i>et al.</i> , 2021)
<i>C. leprosum</i>	Leaves, flowers, stem and root barks	Wound healing, skin rashes, cough and heartburn	(de Oliveiraa <i>et al.</i> , 2019)
<i>C. erythrophyllum</i>	Leaves, root and stem bark	Abdominal pain, leprosy, venereal diseases, and sores	(Mawoza <i>et al.</i> , 2015)
<i>C. apiculatum</i>	Leaves	Stomach problems, scorpion stings, disinfect the navel after birth	(Silén <i>et al.</i> , 2023)
<i>C. micranthum</i>	Leaves and roots	colds, fever, measles, bruises, colic, vomiting, gastrointestinal	(Silén <i>et al.</i> , 2023; Suroowan <i>et al.</i> , 2019)

problems and malaria			
<i>C. imberbe</i>	Leaves and root	Diarrhea, coughs, and toothpaste	(Ejidike <i>et al.</i> , 2023; Silén <i>et al.</i> , 2023)
<i>C. kraussi</i>	Leaves, root and stem bark	Body pain	(Ejidike <i>et al.</i> , 2023)

PHYTOCHEMISTRY OF SOME *COMBRETUM* SPECIES

The major compounds derived from the *Combretum* genus include but not limited to the flavonoids, terpenoids and stilbenoids.

TERPENOIDS

“Terpenoids are the hydrocarbons of plant origin of the general formula $(C_5H_8)_n$ as well as their oxygenated, hydrogenated and dehydrogenated derivatives. They are the most widespread, chemically interesting groups of secondary metabolites including steroids and have very wide range of biological activities”(Alamgir *et al.*, 2018; Banik *et al.*, 2022). The genus *Combretum* has yielded mainly pentacyclic triterpenoids varying from oleanoic acid (Dawe *et al.*, 2013; Oluyemi *et al.*, 2020).

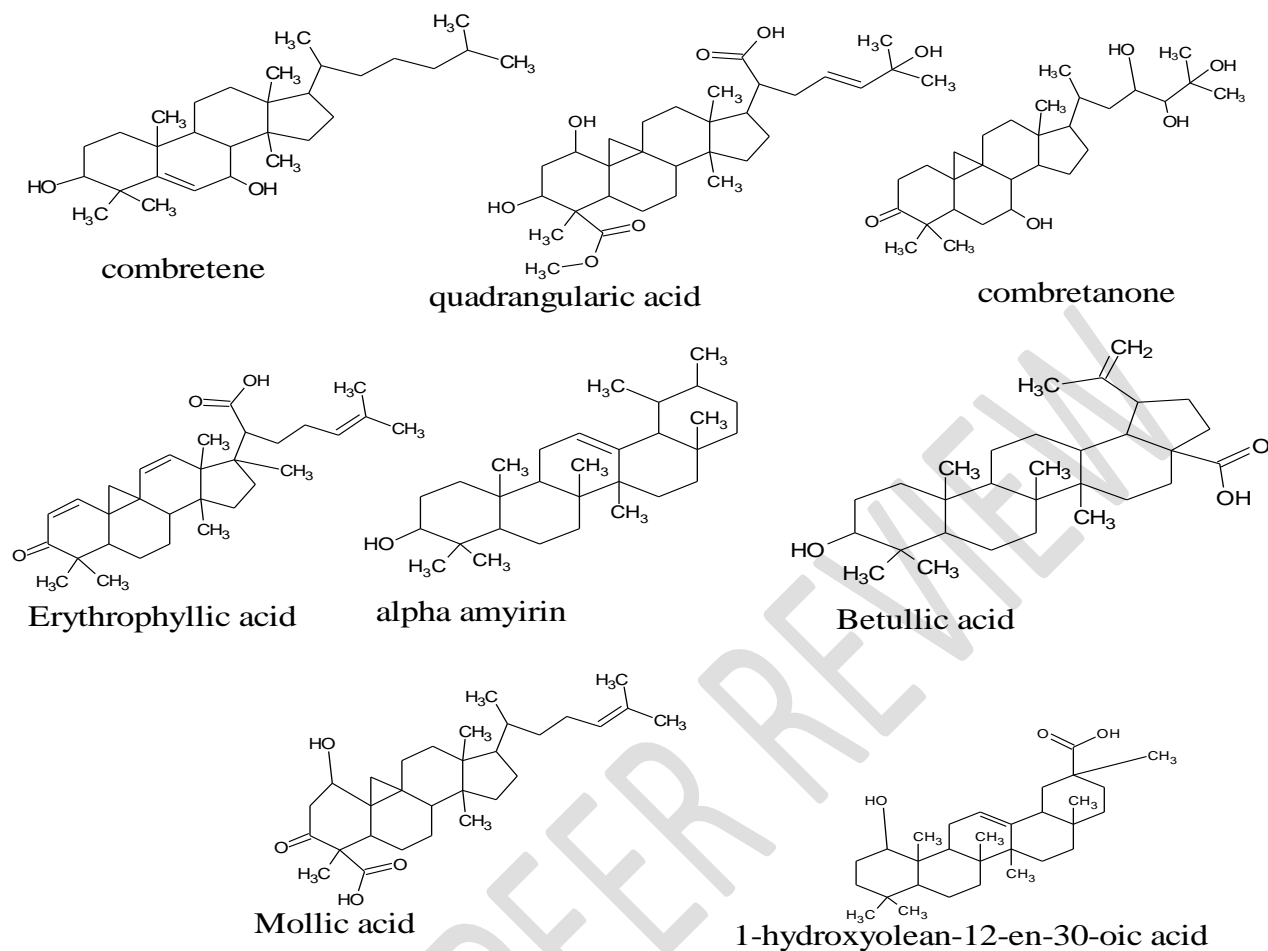


Fig 1: Structures of terpenoids from some combretum species

FLAVONOIDS

“Polyphenols are a widespread group of secondary metabolites found in all plants, representing the most desirable phytochemicals due to their potential to be used as additives in food industry, cosmetics, medicine and others fields. They are classified into various types depending on their chemical structure, degree of unsaturation, and oxidation of carbon ring. Anthoxanthins (flavanone and flavanol), flavanones, flavanonols, flavans, chalcones, anthocyanidins, and isoflavonoids are the different subgroups of flavonoids. Flavanones and flavones and chalcone types of flavonoids have been reported from *different parts of combretum species*”(Katerere *et al.*, 2012; Ngameni *et al.*, 2013; Umoh *et al.*, 2023).

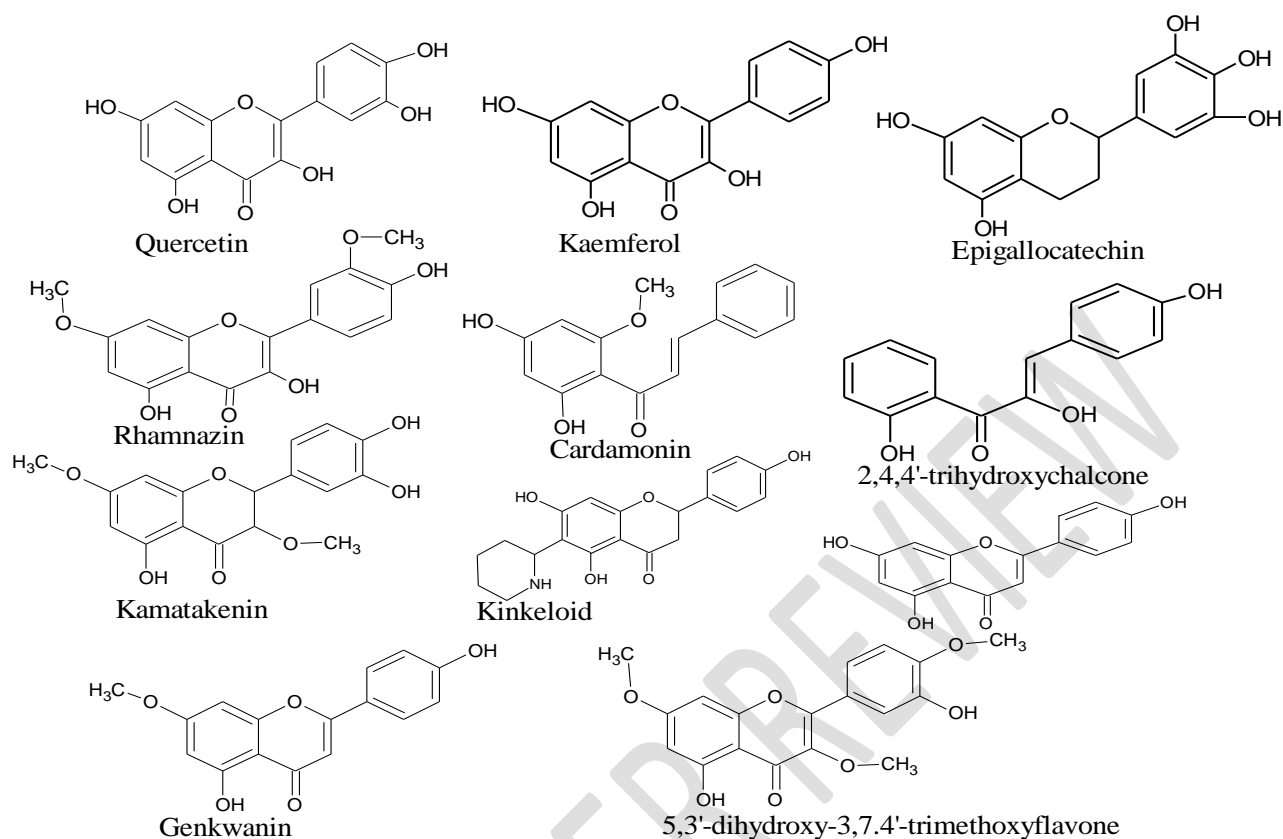


Figure 2: Structures of flavonoids isolated from some combretum species

STILBENES

“Stilbenes are another class of compounds that are part of non-flavonoid polyphenols with 1,2-diphenylethylene as basic structure” (Bento *et al.*, 2017). They are non-flavonoids polyphenols compounds with three fused rings as basic structure. They are either precursors or products of the stilbene metabolic pathway and have been isolated from several *Combretum* species (Karatoprak *et al.*, 2020; Teka *et al.*, 2022; Tsopmo *et al.*, 2013) including *C. erythrophyllum*, *C. molle*.

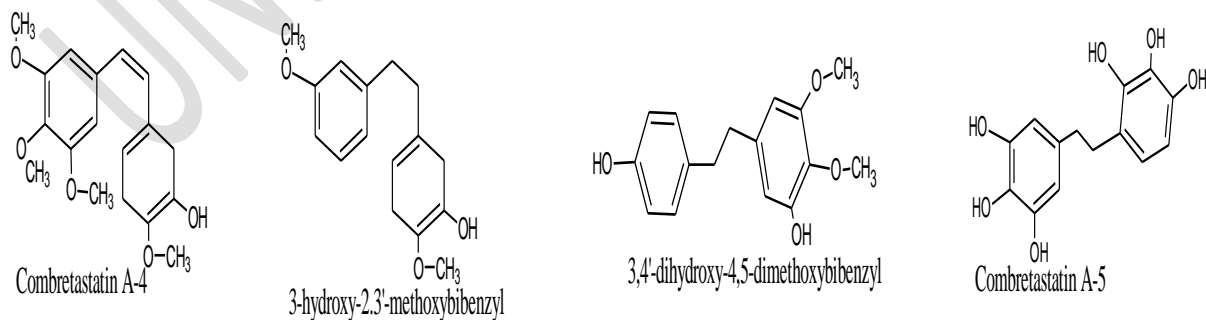


Figure 3: Structures of stilbenes isolated from combretum species

BIOLOGICAL ACTIVITIES OF SOME COMBRETUM SPECIES

Several scientific works have been reported on the potentials of combretum species in the treatment and management of various diseases condition of man. The records so far are encouraging as some active compounds with specific physiological effect on oxidative stress, hepatoprotection and inflammatory disorders have been identified.

OXIDATIVE STRESS

This arises due to inability of the body to neutralize reactive oxygen/nitrogen species (ROS and RNS) and eliminate them at the rate which they are generated in the system. The ROS are generated when cells are exposed to the environment with a lot of oxygen. ROS and RNS comprise of reactive unpaired electrons, (free radicals) hydroxyl radical and superoxide anion in addition to non-radical species that include hypochloric acid, singlet oxygen, hydrogen peroxide as well as ozone (Aranda-Rivera *et al.*, 2022; V. Kumar, 2018). Antioxidants are substances that stabilize free radicals to prevent their harmful effects on the tissues. They are also found in diet and may also safeguard the cells from the detrimental effects of free radicals, molecules that can damage cells. They terminate free oxygen species through enzyme-like superoxide dismutase (SOD), glutathione peroxidase (Gpx), and catalase and thioredoxin reductase. These molecules deter the process of oxidation by giving out an electron to a free radical making it neutral and harmless (S. Kumar *et al.*, 2011; Moriasi *et al.*, 2020). There are several antioxidants such as phenolic compounds that prevent free radicals from initiating a series of chemical reactions, also some have metal chelating capacity, Butylated hydroxytoluene (BHT), Butylated hydroxyl anisole (BHA). These are conventional antioxidants agent that reduce free radical production to amounts that are not harmful to the body. The conventional antioxidants are important but limited by their cost, failure rates and associated adverse effects such as low blood glucose, liver damage and carcinogenesis (Neha *et al.*, 2019). With the shortcomings of conventional drugs in the management and treatment of oxidative-stress related disorders, the need to alternative therapy is vital. The use of plant-derived therapy is the best alternative because they are readily available, inexpensive with little or no side effect (Hano *et al.*, 2020; Kim *et al.*, 2023). This involves the use of products that are naturally available hence not very expensive compared to the synthetic antioxidants. Based on several studies medicinal plant has been shown to possess antioxidant potential which is attributed to high concentration of phenolic compounds present in the plants part (Singh *et al.*, 2016). The antioxidant effect of some combretum species is presented in Table 2

Table 2: **Antioxidant activity of some combretum species**

Name of plant	Part of plant	Model	Remarks	Ref.
<i>C. quadrangulare</i>	Leaf	ABTS DPPH	and Significant activity	(Men <i>et al.</i> , 2022; Yen <i>et al.</i> , 2024)

<i>C. latifolium</i>	Leaf	ABTS DPPH	and	Significant activity	(Nopsiri <i>et al.</i> , 2014; Pilaquina <i>et al.</i> , 2021)
<i>C. decondrum</i>	Leaf	ABTS DPPH	and	Significant activity	(Nopsiri <i>et al.</i> , 2014)
<i>C. roxburghii</i>	Leaf and stem bark	DPPH		Significant activity	(Bhatnagar <i>et al.</i> , 2012; Das <i>et al.</i> , 2020)
<i>C. albidum</i>	Leaf	DPPH		Significant activity	(Das <i>et al.</i> , 2020; Parusnath <i>et al.</i> , 2023)
<i>C. quadrangulare</i>	Fruits	ABTS, DPPH, RP and TAC		Significant activity	(Men <i>et al.</i> , 2022; Yen <i>et al.</i> , 2024)
<i>C. hartmannianum</i>	Leaf	β-carotene– linoleic acid and DPPH		Significant activity	(Mariod <i>et al.</i> , 2006)
<i>C. acutum</i>	Leaf	ABTS, FRAP and DPPH		Significant activity	(Coulidiati <i>et al.</i> , 2011)
<i>C. sericeum</i>	Aerial part	ABTS, FRAP and DPPH		Significant activity	(Coulidiati <i>et al.</i> , 2011)
<i>C. nioroense</i>	Leaf	ABTS, FRAP		Significant activity	(Coulidiati <i>et al.</i> , 2009)
<i>C. molle</i>	Leaf and Fruit	DPPH, NO and superoxide scavenging assays	and	Significant activity	(Rademan <i>et al.</i> , 2019)
<i>C. paniculatum</i>	Leaf and root	DPPH		Significant activity	(Bekele, 2018)

INFLAMMATION

Inflammation is a biological response of body tissues towards various harmful stimuli. It is known to be initiated as a normal body defense mechanism during injury, exposure to contaminants, radioactive substances, toxicants as well as allergens and infection by a plethora of agents like microbes, viruses. It is

associated with the characteristics like pain, swelling, redness, loss of function in the affected area and heat accumulation in the inflamed area (Ayertey *et al.*, 2021). Inflammation is involved in a host of diseases like rheumatoid arthritis, atherosclerosis, obesity, and even cancer. Several inflammatory mediators are produced and secreted at the time of inflammatory responses such as histamine, serotonin, bradykinins, prostaglandins and other pro-inflammatory mediators (interferons, interleukins, and tumor necrosis factor- α) (Halici *et al.*, 2007). Inflammatory response is a useful process because it provides a conducive physiology to exclude invading pathogens or harmful stimulus. Moreover, the process must be regulated since uncontrolled inflammation is critical for pathophysiological conditions (Chouhan *et al.*, 2020). The most commonly used drug for management of inflammatory conditions are non-steroidal anti-inflammatory drugs (NSAIDs), which have several adverse effects especially gastric irritation leading to formation of gastric ulcers (Patrignani *et al.*, 2011). Therefore, the development of newer and more substantial anti-inflammatory drugs with lesser side effect is necessary. Over the years, medicinal plant have played a significant role with respect to preventing and treating inflammatory conditions, several researchers have reported the anti-inflammatory activity of different parts of combretum species as safer and available anti-inflammatory agent as shown in Table 3.

Table 3: Anti-inflammatory activities of some combretum species

Name of plant	Part of plant	Model	Remarks	Ref.
<i>C. glutinosum</i>	Leaf, root and fruit	Inhibition of albumin denaturation and Membrane stabilization test	of Significant activity	(Muhammad <i>et al.</i> , 2019)
<i>C. collinum</i>	Leaf	TNF α stimulated HaCaT cells	Decreased pro-inflammatory mediators in TNF α stimulated HaCaT cells.	(Marquardt <i>et al.</i> , 2020)
<i>C. glutinosum</i>	Leaf	Carrageenan-induced paw edema	Significant inhibitory activity	(Sene <i>et al.</i> , 2018)
<i>C. micranthum</i>	Leaf	Carrageenan and acetic acid induced vascular permeability	Significant inhibitory activity	(Olajide <i>et al.</i> , 2003)

<i>C. zenkeri</i>	Leaf	egg albumin, phospholipase A2 activity and membrane stabilization	Significant inhibitory activity	(Ogbu <i>et al.</i> , 2020)
<i>C. nioroense</i>	Stem bark	Egg albumin	Significant inhibitory activity	(Akoto <i>et al.</i> , 2023)
<i>C. aculeatum</i>	Aerial Parts	carrageenan induced paw edema	Significant inhibitory activity	(Hamad <i>et al.</i> , 2019)
<i>C. Platypterum</i>	Leaves	Egg albumin	Significant inhibitory activity	(Uwaya <i>et al.</i> , 2022)

CONCLUSION

Combretum genus is one of the genera belonging to the Combretaceae family. Different species of combretum contain flavonoids, terpenoid, steroids, saponins, tannins, and alkaloids which are responsible for the antioxidant and anti-inflammatory potentials of combretum genus. There are several species in this genus which their biological activities and bioactive constituents are yet to explore for therapeutic applications.

Authors Contributions

This work was carried out in collaboration among all authors. Authors **JIA and OCO** conceptualize the idea and read the final draft manuscript; Author **FKA and TNU** wrote the first draft manuscript; Authors **COU, HNO and FBO** managed the literature searches. All authors read and approved the final manuscript.

References

- Ahmed, A. S., McGaw, L. J., Elgorashi, E. E., Naidoo, V., & Eloff, J. N. (2014). Polarity of extracts and fractions of four Combretum (Combretaceae) species used to treat infections and gastrointestinal disorders in southern African traditional medicine has a major effect on different relevant in vitro activities. *Journal of Ethnopharmacology*, *154*(2), 339-350.
- Akoto, C. O., Adzimah, M. E., Forkuoh, A. Y., Obedi, P., Ogun, J., & Boahen, F. O. (2023). Research Article Cytotoxicity, Antimicrobial, Antioxidant, Anthelmintic, and Anti-Inflammatory Activities and FTIR Analysis of Combretum niroense Stem Bark.
- Alamgir, A., & Alamgir, A. (2018). Secondary metabolites: Secondary metabolic products consisting of C and H; C, H, and O; N, S, and P elements; and O/N heterocycles. *Therapeutic Use of Medicinal Plants and their Extracts: Volume 2: Phytochemistry and Bioactive Compounds*, 165-309.
- Aranda-Rivera, A. K., Cruz-Gregorio, A., Arancibia-Hernández, Y. L., Hernández-Cruz, E. Y., & Pedraza-Chaverri, J. (2022). RONS and oxidative stress: An overview of basic concepts. *Oxygen*, *2*(4), 437-478.
- Ayertey, F., Ofori-Attah, E., Antwi, S., Amoa-Bosompem, M., Djameh, G., Lartey, N. L., . . . Appiah-Opong, R. (2021). Anti-inflammatory activity and mechanism of action of ethanolic leaf extract of Morinda lucida Benth. *Journal of Traditional and Complementary Medicine*, *11*(3), 249-258.
- Banik, B. K., Sahoo, B. M., & Tiwari, A. (2022). *Terpenoids: Chemistry, Biochemistry, Medicinal Effects, Ethno-pharmacology*: CRC Press.
- Bekele, B. (2018). *Phytochemical Investigation of the Root of Combretum Paniculatum*.
- Bekele, B., & Lemma, B. (2021). Bioactive compounds from ten species of the genus Combretum. *Int. J. Chem. Sci.*, *5*, 18-30.
- Bento, C., Gonçalves, A. C., Jesus, F., Simões, M., & Silva, L. R. (2017). Phenolic compounds: Sources, properties and applications. *Bioactive Compounds: Sources, Properties and Applications*; Porter, R., Parker, N., Eds, 271-299.
- Bhatnagar, S., Sahoo, S., Mohapatra, A. K., & Behera, D. R. (2012). Phytochemical analysis, Antioxidant and Cytotoxic activity of medicinal plant Combretum roxburghii (Family: Combretaceae). *International journal of drug development and research*, *4*(1), 193-202.
- Chouhan, S., & Guleria, S. (2020). Anti-inflammatory activity of medicinal plants: Present status and future perspectives. *Botanical Leads for Drug Discovery*, 67-92.
- Codo Toafode, N. M., Opong Bekoe, E., Vissiennon, Z., Ahyi, V., Vissiennon, C., & Fester, K. (2022). Ethnomedicinal Information on Plants Used for the Treatment of Bone Fractures, Wounds, and Sprains in the Northern Region of the Republic of Benin. *Evidence-Based Complementary and Alternative Medicine*, 2022.

- Couldiati, T., Millogo-Kone, H., Lamien-Meda, A., Lamien, C., Lompo, M., Kiendrebeogo, M., . . . Nacoulma, O. (2009). Antioxidant and antibacterial activities of *Combretum niroense* Aubrév. ex Keay (Combretaceae). *Pakistan journal of biological sciences: PJBS*, 12(3), 264-269.
- Couldiati, T., Millogo-Kone, H., Lamien-Meda, A., Yougbaré-Ziébrou, M., Millogo-Rasolodimby, J., & Nacoulma, O. (2011). Antioxidant and antibacterial activities of two *Combretum* species from Burkina Faso. *Research Journal of Medicinal Plant*, 5(1), 42-53.
- Das, A., Samal, K. C., & Bastia, A. K. (2020). Chemo-profiling and assessment of antioxidant activity and antibacterial potentials of selected plants of family Combretaceae. *GSC Biological and Pharmaceutical Sciences*, 10(2), 030-039.
- Dawe, A., Pierre, S., Tsala, D. E., & Habtemariam, S. (2013). Phytochemical constituents of *Combretum Loeffl.*(combretaceae). *Pharmaceutical Crops*, 4, 38-59.
- de Oliveiraa, M. d. C. F., Limaa, M. A. S., Barbosaa, F. G., Mafezolia, J., Bandeirab, M. A. M., & Aguiarb, W. R. (2019). 10 Plants from the Caatinga. *Brazilian Medicinal Plants*, 257.
- Ejidike, I. P., Mtunzi, F. M., Ledwaba, I., Phele, M. J., Ejidike, O. M., Ogunleye, O., . . . Eze, M. O. (2023). *Combretum* species around Africa as alternative medicine: ethnopharmacological and ethnobotanical importance. *Journal of applied pharmaceutical science*, 13(8), 012-029.
- Fyhrquist, P., Mwasumbi, L., Hæggström, C.-A., Vuorela, H., Hiltunen, R., & Vuorela, P. (2002). Ethnobotanical and antimicrobial investigation on some species of *Terminalia* and *Combretum* (Combretaceae) growing in Tanzania. *Journal of Ethnopharmacology*, 79(2), 169-177.
- Gathirwa, J. W., Rukunga, G., Mwitari, P. G., Mwikwabe, N., Kimani, C., Muthaura, C., . . . Omar, S. (2011). Traditional herbal antimalarial therapy in Kilifi district, Kenya. *Journal of Ethnopharmacology*, 134(2), 434-442.
- Halici, Z., Dengiz, G. O., Odabasoglu, F., Suleyman, H., Cadirci, E., & Halici, M. (2007). Amiodarone has anti-inflammatory and anti-oxidative properties: an experimental study in rats with carrageenan-induced paw edema. *European journal of pharmacology*, 566(1-3), 215-221.
- Hamad, K. M., Sabry, M. M., Elgayed, S. H., El Shabrawy, A.-R., El-Fishawy, A. M., & Jaleel, G. A. A. (2019). Anti-inflammatory and phytochemical evaluation of *Combretum aculeatum* Vent growing in Sudan. *Journal of Ethnopharmacology*, 242, 112052.
- Hano, C., & Tungmunnithum, D. (2020). Plant polyphenols, more than just simple natural antioxidants: Oxidative stress, aging and age-related diseases. In (Vol. 7, pp. 26): MDPI.
- Jordaan, M., Van Wyk, A. E. B., & Maurin, O. (2011). A conspectus of *Combretum* (Combretaceae) in southern Africa, with taxonomic and nomenclatural notes on species and sections.

- Karatoprak, G. Ş., Küpeli Akkol, E., Genç, Y., Bardakçı, H., Yücel, Ç., & Sobarzo-Sánchez, E. (2020). Combretastatins: an overview of structure, probable mechanisms of action and potential applications. *Molecules*, 25(11), 2560.
- Katerere, D. R., Gray, A. I., Nash, R. J., & Waigh, R. D. (2012). Phytochemical and antimicrobial investigations of stilbenoids and flavonoids isolated from three species of Combretaceae. *Fitoterapia*, 83(5), 932-940.
- Kim, M., Jang, H., Kim, W., Kim, D., & Park, J. H. (2023). Therapeutic Applications of Plant-Derived Extracellular Vesicles as Antioxidants for Oxidative Stress-Related Diseases. *Antioxidants*, 12(6), 1286.
- Kubitzki, K. (2007). Flowering Plants. Eudicots: Berberidopsidales, Buxales, Crossosomatales, Fabales Pp.(the Families And Genera Of Vascular Plants, Volume 9).
- Kumar, S., Lemos, M., Sharma, M., & Shriram, V. (2011). Free radicals and antioxidants. *Adv Appl Sci Res*, 2(1), 129-135.
- Kumar, V. (2018). A REVIEW ON REACTIVE OXYGEN AND NITROGEN SPECIES. *Era's Journal of Medical Research*, 5(1).
- Mariod, A., Matthäus, B., & Hussein, I. (2006). Antioxidant activities of extracts from *Combretum hartmannianum* and *Guiera senegalensis* on the oxidative stability of sunflower oil. *Emirates Journal of Food and Agriculture*, 20-28.
- Marquardt, P., Seide, R., Vissiennon, C., Schubert, A., Birkemeyer, C., Ahyi, V., & Fester, K. (2020). Phytochemical characterization and in vitro anti-inflammatory, antioxidant and antimicrobial activity of *Combretum collinum* Fresen leaves extracts from Benin. *Molecules*, 25(2), 288.
- Mawoza, T., & Ndove, T. (2015). *Combretum erythrophyllum* (Burch.) Sond.(combretaceae): a review of its ethnomedicinal uses, phytochemistry and pharmacology. *Glob. J. Biol. Agric. Health Sci*, 4, 105-109.
- Men, T. T., Yen, H. K., Lan, H. T. C., Son, N. H., Khang, D. T., & Tuan, N. T. (2022). Phytochemical Screening and Evaluation of Antioxidant, Antibacterial Activities of Ethanol Extract from *Combretum quadrangulare* Collected in Vietnam.
- Moriasi, G., Ileri, A., & Ngugi, M. P. (2020). In vitro antioxidant activities of the aqueous and methanolic stem bark extracts of *Piliostigma thonningii* (Schum.). *Journal of Evidence-Based Integrative Medicine*, 25, 2515690X20937988.
- Muhammad, B. Y., Shaban, N. Z., Elrashidy, F. H., & Ghareeb, D. A. (2019). Antioxidant, Anti-inflammatory, Antiproliferative and Antimicrobial Activities of *Combretum glutinosum* and *Gardenia aqualla* Extracts in vitro. *Free Radicals and Antioxidants*, 9(2), 66-72.

- Neha, K., Haider, M. R., Pathak, A., & Yar, M. S. (2019). Medicinal prospects of antioxidants: A review. *European journal of medicinal chemistry*, 178, 687-704.
- Neuwinger, H. D. (2000). *African traditional medicine: a dictionary of plant use and applications. With supplement: search system for diseases*: Medpharm.
- Ngameni, B., Fotso, G. W., Kanga, J., Ambassa, P., Abdou, T., Fankam, A. G., . . . Kuete, V. (2013). Flavonoids and related compounds from the medicinal plants of Africa. In *Medicinal plant research in Africa* (pp. 301-350): Elsevier.
- Nguta, J., Mbaria, J., Gakuya, D., Gathumbi, P., & Kiama, S. (2010). Antimalarial herbal remedies of Msambweni, Kenya. *Journal of Ethnopharmacology*, 128(2), 424-432.
- Nopsiri, W., Chansakaow, S., Putiyanan, S., Natakankitkul, S., & Santiarworn, D. (2014). Antioxidant and anticancer activities from leaf extracts of four Combretum species from northern Thailand. *Chiang Mai University Journal of Natural Sciences*, 13(2), 195-205.
- Ogbu, C. P., Okagu, I. U., & Nwodo, O. F. C. (2020). Anti-inflammatory activities of crude ethanol extract of Combretum zenkeri Engl. & Diels leaves. *Comparative Clinical Pathology*, 29, 397-409.
- Olajide, O. A., Makinde, J. M., & Okpako, D. T. (2003). Evaluation of the anti-inflammatory property of the extract of Combretum micranthum G. Don (Combretaceae). *Inflammopharmacology*, 11, 293-298.
- Oluyemi, W. M., Samuel, B. B., Kaehlig, H., Zehl, M., Parapini, S., D'Alessandro, S., . . . Krenn, L. (2020). Antiplasmodial activity of triterpenes isolated from the methanolic leaf extract of Combretum racemosum P. Beauv. *Journal of Ethnopharmacology*, 247, 112203.
- Parusnath, M., Naidoo, Y., Singh, M., Kianersi, F., & Dewir, Y. H. (2023). Antioxidant and Antibacterial Activities of the Leaf and Stem Extracts of Combretum molle (R. Br. ex G. Don.) Engl. & Diels. *Plants*, 12(9), 1757.
- Patrignani, P., Tacconelli, S., Bruno, A., Sostres, C., & Lanas, A. (2011). Managing the adverse effects of nonsteroidal anti-inflammatory drugs. *Expert review of clinical pharmacology*, 4(5), 605-621.
- Pilaquinga, F., Morey, J., Fernandez, L., Espinoza-Montero, P., Moncada-Basualto, M., Pozo-Martinez, J., . . . Debut, A. (2021). Determination of antioxidant activity by Oxygen Radical Absorbance Capacity (ORAC-FL), Cellular Antioxidant Activity (CAA), electrochemical and microbiological analyses of silver nanoparticles using the aqueous leaf extract of solanum mammosum L. *International Journal of Nanomedicine*, 5879-5894.
- Rademan, S., Anantharaju, P. G., Madhunapantula, S. V., & Lall, N. (2019). The anti-proliferative and antioxidant activity of four indigenous South African plants. *African Journal of Traditional, Complementary and Alternative Medicines*, 16(1), 13-23.

- Roy, S., Gorai, D., Acharya, R., & Roy, R. (2014). Combretum (combretaceae): Biological activity and phytochemistry. *American Journal of Pharm Research*, 4(11), 5,266-299.
- Sahreen, S., Khan, M. R., & Khan, R. A. (2010). Evaluation of antioxidant activities of various solvent extracts of *Carissa opaca* fruits. *Food chemistry*, 122(4), 1205-1211.
- Sene, M., Ndiaye, D., Gassama, A., Barboza, F. S., Mbaye, M. D., & Sy, G. Y. (2018). Analgesic and Anti-inflammatory activities of triterpenoid molecules isolated from the leaves of *Combretum glutinosum* Perr. Ex DC (Combretaceae).
- Silén, H., Salih, E. Y., Mgbeahuruike, E. E., & Fyhrqvist, P. (2023). Ethnopharmacology, Antimicrobial Potency, and Phytochemistry of African Combretum and Pteleopsis Species (Combretaceae): A Review. *Antibiotics*, 12(2), 264.
- Singh, G., Passari, A. K., Leo, V. V., Mishra, V. K., Subbarayan, S., Singh, B. P., . . . Lahlhenmawia, H. (2016). Evaluation of phenolic content variability along with antioxidant, antimicrobial, and cytotoxic potential of selected traditional medicinal plants from India. *Frontiers in Plant Science*, 7, 407.
- Sini, J., Nwodo, O., & Alumanah, E. (2017). MRP.
- Suroowan, S., Pynee, K., & Mahomoodally, M. (2019). A comprehensive review of ethnopharmacologically important medicinal plant species from Mauritius. *South African Journal of Botany*, 122, 189-213.
- Teka, T., Zhang, L., Ge, X., Li, Y., Han, L., & Yan, X. (2022). Stilbenes: Source plants, chemistry, biosynthesis, pharmacology, application and problems related to their clinical Application-A comprehensive review. *Phytochemistry*, 197, 113128.
- Tsopmo, A., Awah, F. M., & Kuete, V. (2013). Lignans and stilbenes from African medicinal plants. In *Medicinal plant research in Africa* (pp. 435-478): Elsevier.
- Umoh, S. D., Bojase, G., Masesane, I. B., Loeto, D., & Majinda, R. T. (2023). A comprehensive review of Combretum flavonoids and their biological activities: An update between 1990 and 2022. *Biochemical Systematics and Ecology*, 108, 104644.
- Uwaya, D. O., Idu, M., osaruese Ikonomwan, J., & Gabriel, B. O. (2022). Anti-arthritis potential of aqueous leaf extract of *Combretum platypterum* (Welw) Hutch & Dalziel (Combretaceae) on rats. *Journal of Current Biomedical Research*, 2(5, September-October), 440-455.
- Van Wyk, B. (2013). *Field guide to trees of southern Africa*: Penguin Random House South Africa.
- Yahaya, M. F., Osemeahon, S. A., Shagal, M. H., Maitera, O. N., Dass, P. M., & Yelwa, J. M. (2021). Antimicrobial, antioxidant, cytotoxicity profiles and chemical compositions of ethanolic extracts of *Ficus polita* and *Ficus thonningii* plant.

Yen, H. K., Tuan, N. T., Thanh, N. Q. C., Tran, T. T. T., & Men, T. T. (2024). Antioxidant activity and chemical composition of *Spirolobium cambodianum* Baill. *Vietnam Journal of Chemistry*.

UNDER PEER REVIEW