

**Effect of *Trichoderma* and humic acid on vegetative growth and economics of garlic (*Allium sativum* L.) CV. G-282**

**ABSTRACT**

The present investigation was carried out with title “Effect of *Trichoderma* and humic acid on growth, yield and quality of garlic (*Allium sativum* L.) CV. G-282” at Research field of Department of Vegetable Science, College of Horticulture and Forestry, Jhalrapatan city, Jhalawar during the year 2020-21. The experiment was conducted in Factorial Randomized block Design (FRBD). Under this experiment, the two factors were T<sub>0</sub> Control, T<sub>1</sub> *Trichoderma viride*, T<sub>2</sub> *Trichoderma harzianum* and H<sub>0</sub> Control, H<sub>1</sub> Humic acid 1%, H<sub>2</sub> Humic acid 2%, H<sub>3</sub> Humic acid 3% which were replicated thrice. On the basis of results obtained during the present investigation T<sub>2</sub> (*Trichoderma harzianum*) along with the interaction of H<sub>3</sub> Humic acid 3% was found superior in terms of growth and economy. Treatment T<sub>2</sub> (*Trichoderma harzianum*) registered maximum value of 314918 /ha. with highest B: C ratio (2.69) and minimum value of 248258 /ha. under control with lowest B: C ratio (2.14).

**Keywords:** Humic Acid, *Trichoderma viride*, *Trichoderma harzianum*, CV. G-282.

**INTRODUCTION**

Garlic (*Allium sativum* L.), is a second vital cultivated *Allium* species after onion worldwide. It is a widespread popular crop with various functions to people. It is widely consumed as a spice form, flavoring and seasoning dishes, pickles and sauces. Popularity of this crop has been increased owing to a lot of health benefits attributed to garlic consumption. Also, dehydrated cloves and extracts are speedy replacing fresh bulbs for industrial and home usage in the production of medicines, insecticides, plant nourishments and explosives (H.S. Abdel-Razzak and G.A. El-Sharkawy, 2013).

Humic acid is a product contains many elements which improve the soil fertility and increase the availability of nutrient elements by holding them on mineral surfaces and, consequently, affect plant growth and yield. Humic substances are the subjects of studies in

various areas of agriculture such as soil chemistry, fertility, plant physiology and environmental sciences, as the multiple roles played by these materials can greatly improve plant growth and nutrient uptake. Many investigators reported that, application of humic substances led to a remarkable increment in soil organic matter which improve plant growth and increase crop production ( Mahmoud and Hafez, 2010).

Fungi such as *Trichoderma* are often used as growth promotion agents and biofertilizers. Extensive research has been focused on their physiological and biological characteristics. They produce enzymes such as cellulase complex enzymes, xylanase, chitinase, amylase, and pectinase that enable the efficient decomposition of organic matter in the soil, thus providing plants with nutrients. According to (López-Bucio et al. 2015), the best studied *Trichoderma* species regarding their mechanisms of action are *T. asperillum*, *T. artoviride*, *T. harzianum*, *T. virens* and *T. viride*, most of which also exhibit high biostimulant action on horticultural crops.

## MATERIALS AND METHODS

The present investigation entitled “Effect of *trichoderma* and humic acid on growth, yield and quality of garlic (*Allium sativum* L.) CV. G-282” was conducted at protected cultivation unit, Department of Vegetable Science, College of Horticulture and Forestry, Jhalrapatan City, Jhalawar during *rabi* season 2020-21.

The present investigation the design used for analysis of variables were Factorial Randomized Block Design (FRBD) with 12 treatment and comprises 3 replication in term of days of storage with the objective of growth and economics of the garlic cultivation.

### Data collection

Five tagged plant were chosen from each treatment and the result are being recorded for the following growth parameters: number of leaves per plant, length of leaves, plant height and chlorophyll content and economy.

### Number of leaves per plant

The number of leaves of five tagged plants were counted from each plants 60 days and 90 days after transplanting and the average number of leaves per plant was calculated.

### Length of leaves

Leaf length of all the observational plants from each plot was recorded with scale in centimeter (cm) and after computing mean was considered as length of leaves (cm) at 60 and 90 DAS.

### **Plant height (cm)**

Plant height was recorded at 60 days and 90 days after transplanting. Height of five tagged plants was recorded from the base level to tip of the leaf with the help of meter scale and average was calculated.

### **Chlorophyll content**

SPAD value in leaves of five tagged plants were estimated from each plot with using chlorophyll meter (SPAD) by simple clamping the device over the leaf tissue at 60 days after transplanting.

### **Economics of treatments**

The economics of the treatments is the most important consideration for making any recommendation to the farmers for its wide adoption. For calculating economics, the average treatment yield along with prevailing market rates of the produce and cost of inputs were used.

## **RESULTS AND DISCUSSION**

The Effect of **trichoderma** and humic acid on growth, of garlic (*Allium sativum* L.) CV. G-282. The result of the experiment are summarized below.

### **Growth parameters**

#### **Effect of Trichoderma on**

Soil application of *Trichoderma* had significant effect on growth attributes compared to control. The treatment T2 (*Trichoderma harzianum*) increased the number of leaves per plant, leaf length, plant height and chlorophyll content in leaves over control. T1 (*Trichoderma viride*) was found statistically at par with T2 (*Trichoderma harzianum*).

The maximum value of growth parameters *i.e.*, number of leaves per plant both at 60 and 90 DAS (8.11 and 9.90), length of leaves at 60 and 90 DAS (41.36cm and 52.04cm), plant height both at 60 and 90 DAS (48.77cm and 69.48cm) and chlorophyll content at 90 DAS (0.80 mg/g in

leaves), was recorded under application of (*Trichoderma harzianum*) and the minimum value of growth parameters *i.e.* number of leaves per plant both at 60 and 90 DAS (6.40 and 7.76), length of leaves at 60 and 90 DAS (33.78 cm and 42.95 cm), plant height both at 60 and 90 DAS (41.85 cm and 67.91 cm) and chlorophyll content (0.57 mg/g in leaves), were recorded under control, respectively.

Plant growth enhancement by *Trichoderma* as a result of plant growth enhancement of different mechanisms such as exudation of plant growth regulators and/or their similarity with the fungi (Vinale *et al.*, 2008), solubilization of phosphates, micronutrient and minerals such as Fe, Mn and Mg that have important role in plant growth (Altomare *et al.*, 1999), secretion of exogenous enzymes, siderophores and vitamins, as well as indirectly with the control of the major and minor root infesting pathogens (Harman *et al.*, 2004) in rhizosphere. The variety of some of these mechanisms indicate multiple modes of action (Harman, 2006; Harman *et al.*, 2004) that lead to increase in nutrient availability and uptake, resulting in the stronger nutrient uptake by plant, and thereby increasing its growth attributes. These results are in close proximity with earlier research of Nagata *et al.*, (2005) in tomato, Kumar *et al.*, (2019), Manoranjitham *et al.*, (2000) in cucumber.

### **Effect of Humic acid on**

The result of present study clearly indicates that number of leaves per plant, leaf length, plant height and chlorophyll content of leaves increased significantly due to application of humic acid. The maximum value of growth parameters *i.e.* number of leaves per plant both at 60 and 90 DAS (8.10 and 10.15), length of leaves at 60 and 90 DAS (42.46cm and 52.36cm), plant height both at 60 and 90 DAS (49.92cm and 70.92cm) and chlorophyll content at 90 DAS (0.81 mg/g in leaves), was recorded with treatment H3 (Humic acid 3%) and the minimum value of growth parameters *i.e.* number of leaves per plant both at 60 and 90 DAS (6.10 and 7.25), length of leaves at 60 and 90 DAS (32.99cm and 42.91cm), plant height both at 60 and 90 DAS (40.15cm and 60.28cm) and chlorophyll content at 90 DAS (0.59 mg/g in leaves), were recorded under control (H0), respectively.

The positive influence of Humic acid fertilization appears to be due to improve nutritional environment both in the root zone and plant system. Thus, adequate supply of humic acid as soil

drenching in different doses resulted in greater availability of nutrients particular in crop root zone. Increased availability of nutrients in the root zone coupled with increased metabolic activity at the cellular level might have increased the nutrient uptake and accumulation in the vegetative plant parts which in turn resulted in improved plant growth attributes. These results are in close proximity with earlier researches of Abdel-Razzak *et al.*, (2013) in garlic, Samy *et al.*, (2015) in Jerusalem artichoke.

#### **Interaction effect of *trichoderma* and humic acid.**

The combined effect of different levels of *trichoderma* and humic acid (T x H) on number of leaves per plant at 60 and 90 days after sowing exhibited non significant.

#### **Economics**

The result of present investigation shows that the net returns and B: C ratio has been increased with *Trichoderma*. and Humic acid. This result can be directly correlated with the corresponding increase in the yield of garlic due to *Trichoderma*. and Humic acid as a direct effect on net returns and benefit cost ratio.

Treatment T2 (*Trichoderma harzianum*) registered maximum value of 314918 /ha. with highest B: C ratio (2.69) and minimum value of 248258 /ha. under control with lowest B: C ratio (2.14).

The foliar application of Humic acid reduced the net return and B: C ratio as compared to control. Maximum net returns were observed treatment H1 (Humic acid 1%) and B: C ratio was observed treatment H0 (control).

In interaction effect of *Trichoderma* and Humic the maximum net returns was found treatment T2H1 (*Trichoderma harzianum* + Humic acid 1%) 325947 /ha and maximum B: C ratio in treatment T2H0 (*Trichoderma harzianum* + No Humic acid) 3.89 and minimum net returns and B: C ratio were found under treatment T0H0 (control) and T0H3 (No *Trichoderma* + Humic acid 3%). The reason for minimum net return and B: C ratio is due to the fact treatment cost of Humic acid was very high.

### **CONCLUSION**

It was concluded from the experiment that individual application of *Trichoderma harzianum* and Humic acid 3% exhibited maximum number of leaves per plant, length of leaves,

plant height, total chlorophyll content of leaves, respectively. However, *Trichoderma viride* and Humic acid 2% were found statistically atpar with *Trichoderma harzianum* and Humic acid 3%. In terms of net return and B:C ratio the individual application of Trichoderma and Humic acid treatment (*Trichoderma harzianum*) registered maximum value of net returns 314918 with highest B:C ratio (2.69) and foliar application of Humic acid reduced the net return and B:C ratio as compared to control. Maximum net return was observed treatment H1 (Humic acid 1%) and B: C ratio was observed treatment H0 (control).

#### **ACKNOWLEDGEMENT**

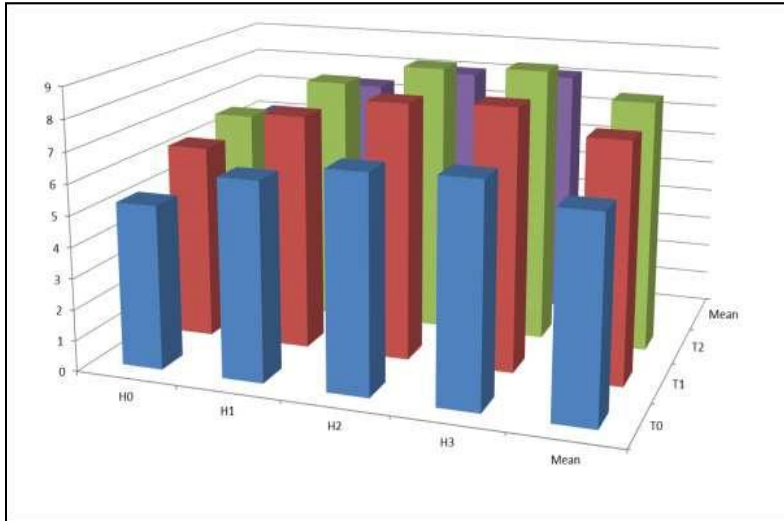
The author thanks the Advisor, the Head of Department, the SAC members and the Horticulture Non-Teaching Staff at College of Horticulture and Forestry, Jhalawar Agriculture University, Kota for providing all of the necessary facilities and resources.

**Table 1:**Effect of different treatment in term of number of leaves per plant, length of leaves of garlic.

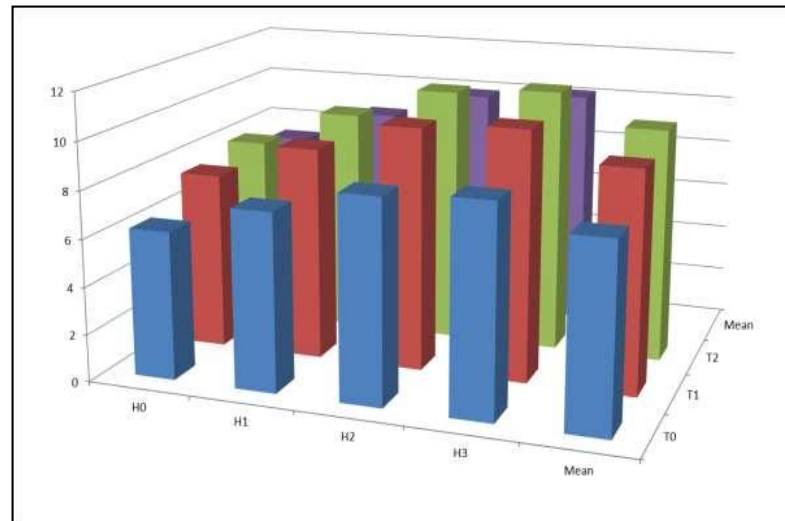
	No. of leaves at 60 Days				No. of leaves at 90 Days				Length of leaves at 60 days				Length of leaves at 90 days			
	T <sub>0</sub>	T <sub>1</sub>	T <sub>2</sub>	Mean	T <sub>0</sub>	T <sub>1</sub>	T <sub>2</sub>	Mean	T <sub>0</sub>	T <sub>1</sub>	T <sub>2</sub>	Mean	T <sub>0</sub>	T <sub>1</sub>	T <sub>2</sub>	Mean
<b>Trihoderma</b>																
<b>Humicacid</b>																
H <sub>0</sub>	5.28	6.32	6.70	6.10	6.25	7.51	7.98	7.25	28.81	34.88	35.28	32.99	38.01	44.67	46.05	42.91
H <sub>1</sub>	6.37	7.61	8.07	7.35	7.50	9.00	9.57	8.69	32.88	39.81	40.26	37.65	42.08	49.46	50.99	47.51
H <sub>2</sub>	6.92	8.27	8.77	7.99	8.52	10.24	10.88	9.88	36.35	44.01	44.5	41.62	45.35	53.3	54.95	51.2
H <sub>3</sub>	7.02	8.39	8.90	8.10	8.76	10.52	11.18	10.15	37.08	44.9	45.4	42.46	46.38	54.51	56.19	52.36
<b>Mean</b>	6.40	7.65	8.11		7.76	9.32	9.90		33.78	40.9	41.36		42.95	50.49	52.04	
	<b>SEm<sub>±</sub></b>	<b>CD(P=0.05)</b>			<b>SEm<sub>±</sub></b>	<b>CD(P=0.05)</b>			<b>SEm<sub>±</sub></b>	<b>CD(P=0.05)</b>			<b>SEm<sub>±</sub></b>	<b>CD(P=0.05)</b>		
T	0.110	0.319			0.202	0.583			0.71	2.05			0.84	2.43		
H	0.127	0.368			0.233	0.673			0.82	2.37			0.97	2.81		
<b>TxH</b>	0.221	NS			0.403	NS			1.42	NS			1.68	NS		

**Table2:**Effect of different treatment in term of Plant height, chlorophyll content and benefit cost ratio of garlic.

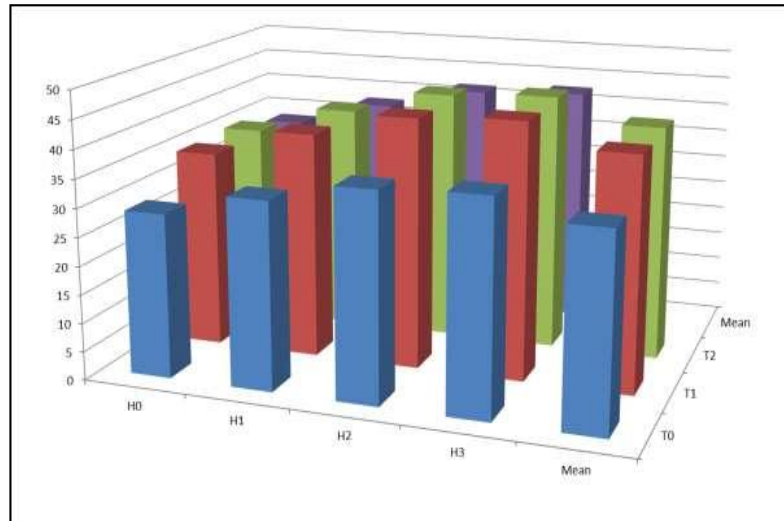
	Plant height at 60 Days				Plant height at 90 Days				Chlorophyll Content				Benefit Cost Ratio			
	T <sub>0</sub>	T <sub>1</sub>	T <sub>2</sub>	Mean	T <sub>0</sub>	T <sub>1</sub>	T <sub>2</sub>	Mean	T <sub>0</sub>	T <sub>1</sub>	T <sub>2</sub>	Mean	T <sub>0</sub>	T <sub>1</sub>	T <sub>2</sub>	Mean
<b>Trihoderma</b>																
<b>Humicacid</b>																
H <sub>0</sub>	36.48	41.47	42.51	40.15	57.19	61.12	62.53	60.28	0.48	0.629	0.676	0.595	2.81	3.84	3.89	3.51
H <sub>1</sub>	41.14	46.77	47.94	45.28	62.54	66.84	68.38	65.92	0.542	0.709	0.762	0.671	2.60	2.69	2.92	2.73
H <sub>2</sub>	44.44	50.53	51.79	48.92	67.15	71.76	73.43	70.78	0.618	0.809	0.87	0.766	1.83	2.03	2.23	2.03
H <sub>3</sub>	45.35	51.56	52.85	49.92	67.28	71.9	73.57	70.92	0.654	0.856	0.92	0.81	1.34	1.51	1.75	1.53
<b>Mean</b>	41.85	47.58	48.77		63.54	67.91	69.48		0.574	0.751	0.807		2.14	2.51	2.69	
	<b>SEm±</b>	<b>CD (P=0.05)</b>			<b>SEm±</b>	<b>CD (P=0.05)</b>			<b>SEm±</b>	<b>CD (P=0.05)</b>			<b>SEm±</b>	<b>CD (P=0.05)</b>		
T	0.95	2.76			1.44	4.15			0.014	0.04			0.06	0.18		
H	1.1	3.18			1.66	4.8			0.016	0.046			0.07	0.21		
<b>Tx</b> <b>H</b>	1.91	NS			2.88	NS			0.028	NS			0.13	0.36		



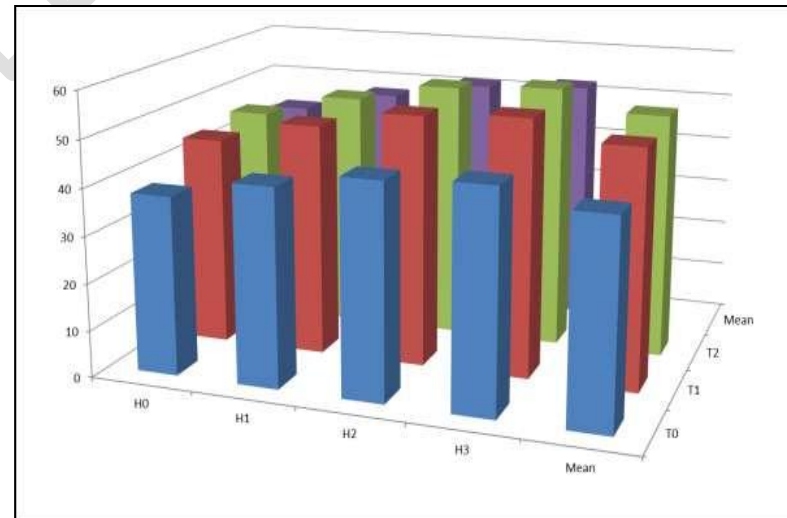
**No. of leaves at 60 DAS**



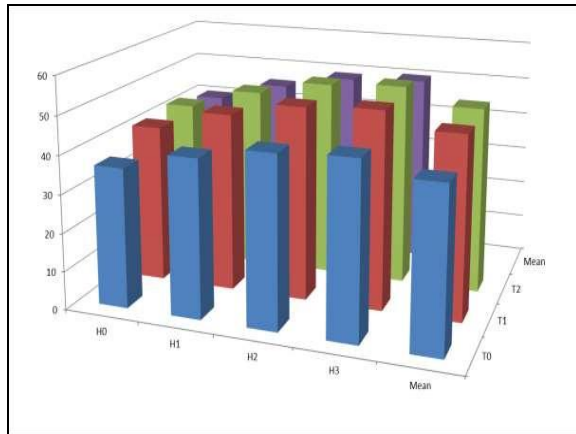
**No. of leaves at 60 DAS**



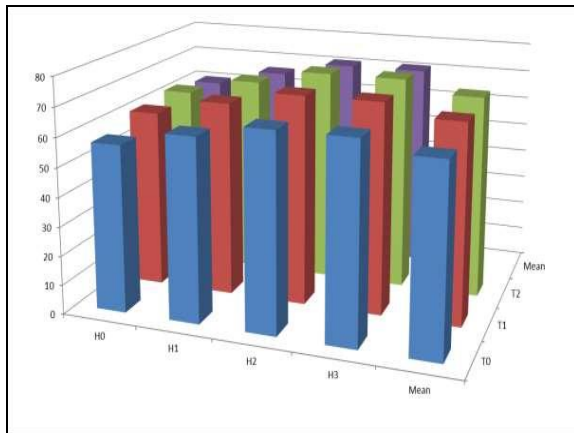
**Length of leaves at 60 DAS**



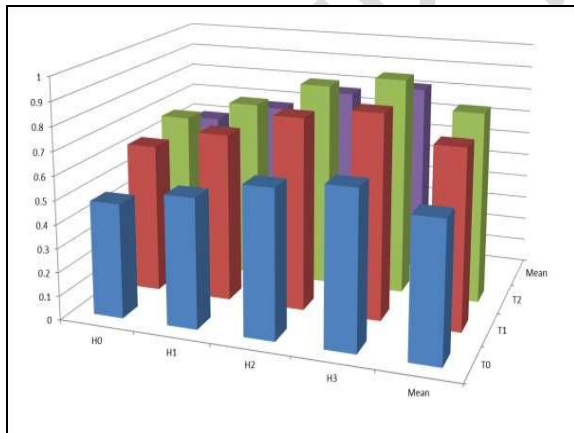
**No. of leaves at 90 DAS**



**Plant height at 60 DAS**



**Plant height at 90 DAS**



**Chlorophyll Content**

**Fig 1.** Effect of different treatment in term of Length of leaves, Plant height and Chlorophyll Content

## REFERENCES

- Abdel-Razzak, H.S., El-Sharkawy, G.A. (2013). Effect of biofertilizer and Humic acid applications on growth, yield, quality and storability of two garlic (*Allium sativum* L.) cultivars. *Asian Network for Scientific Information*, 48-64.
- Altomare, C., Norvell, W.A., Bjorkman, Thomas, and Harman, G. (1999). Solubilization of phosphates and micronutrients by the plant-growth-promoting and biocontrol fungus *Trichoderma harzianum* Rifai 1295-22. *Applied and environmental microbiology*, **65**(7), pp.2926-2933.
- Harman, G.E. (2006). Overview of mechanisms and uses of *Trichoderma* species *Phytopathology*, **96**(2): 190-194.
- Harman, G.E., Howell, C.R., Viterbo, A., Chet, I., and Lorito, M. (2004). *Trichoderma* species-opportunistic, avirulent plant symbionts. *Nature Reviewer*, **2**: 43-56.
- Hoitink, H.A.J., Madden, L.V., and Dorrance, A.E. (2006). Systemic resistance induced by *Trichoderma* spp; Interactions between the host, the pathogens, the biocontrol agent and soil organic matter quality. *Phytopathology*, **96**(2):186-189.
- H.S. Abdel-Razzak and G.A. El-Sharkawy, 2013. Effect of Biofertilizer and Humic Acid Applications on Growth, Yield, Quality and Storability of Two Garlic (*Allium sativum* L.) Cultivars. *Asian Journal of Crop Science*, **5**: 48-64.
- Kumar, A., Patel, A., Singh, S. N. and Tiwari, R. K. (2019). Effect of *Trichoderma* species In Plant Growth Promotion in *Chilli*. *International Journal of Current Microbiology and Applied Sciences*, **8**(3): 1574-1581.
- Mahmoud, A.R. and M.M. Hafez, 2010. Increasing productivity of potato plants (*Solanum tuberosum* L.) by using potassium fertilizer and humic acid application. *Int. J. Acad. Res.*, **2**: 83-88.
- López-Bucio J., Pelagio-Flores R., Herrera-Estrella A. *Trichoderma* as biostimulant Exploiting the multilevel properties of a plant beneficial fungus. *Sci. Hortic.* 2015;196:109–123. doi: 10.1016/j.scienta.2015.08.043.
- Nagata, N., Tanaka, R., Satoh, S. and Tanaka, A. (2005). Identification of a vinylreductase gene for chlorophyll synthesis in *Arabidopsis thaliana* and implications for the evolution of *Prochlorococcus* species. *The Plant Cell*, **17**(1): 233-240.
- Samy, M., Mohamed, N. and El-Aziz, A. (2015). Effect of boron, copper and Humic acid treatments on vegetative growth, yield and storability of Jerusalem artichoke tubers. *Journal of Productivity and Development*, **20**(3), pp.325-342.
- Vinale, F., Sivasithamparan, K., Ghisalberti, E.L., Marra, R., Barbetti, M.J., Li, H., Woo, S.L., and Lorito, M. (2008). A novel role for *Trichoderma* secondary metabolites in the interactions with plants. *Physiological and molecular plant pathology* **72**: 80-86.

UNDER PEER REVIEW