

# KINETIC STUDY AND MODELING OF NIGERIAN SUB BITUMINOUS COAL CHAR USING THE RANDOM PORE TECHNIQUE

## ABSTRACT

The kinetics of Carbon-dioxide gasification of two Nigerian sub bituminous coal char was studied in this work using a thermogravimetric analyser (TGA). This research work presents the findings on gasification of typical Enugu (Udi) and Kogi (Okaba) coal of Nigeria in carbon dioxide medium at atmospheric pressure. Proximate and ultimate analysis was carried on the coal samples based on their origin to determine their properties and values. Result shows that Udi coal has a higher heating value compared to Okaba coal. The effect of the temperature of gasification ranging from 900°C to 1000°C at different concentration of carbon dioxide of 100%, 70% and 40% at atmospheric pressure was studied. The gasification process of coal involves pyrolysis and char gasification. It was found that the reactivity of char gasification increases with increase in the pyrolysis heating rate, which shows the effect of temperature on gasification. A random pore model approach with a novel kinetic scheme was used to describe the behaviour of the coal char. A comparison between the simulated predictive model result and the observed experimental result was done. The simulated model result fits well with the observed experimental result. Based on the result obtained, it was observed that the rate of carbon conversion increases with increase in concentration of carbon dioxide with time, and vice versa. The activation energy for the coal samples vary depending on their origin and were found to be 97.58KJ/mol and 103KJ/mol for Kogi coal and Enugu coal respectively. Products of coal gasification will serve as a promising fuel alternative.

**Key Word:** Coal, Kinetics, Char Gasification, Random Pore Model, Thermogravimetric Analyser

(TGA) and carbon-dioxide.

**Comment [A1]:** Please include a problem statement prior to the objectives of the research. State the significance of this study.

## 1. INTRODUCTION

Coal is the largest most abundant fossil fuel resources in the world and has played and will continue to play an essential role in the supply of energy need for economic growth. The current demand for conventional fuel production has been on the increase as a result, cleaner and more efficient coal technology have gained more attention

(Liu et. al., 2000). Product from coal gasification can be considered as a promising fuel for Nigerian's future growth, since there are large coal reserves in Nigeria of more than 2 billion tons. This coal reserves are situated in places like Enugu, Okaba, Nnewi, Nasarawa, Benue and Gombe of Nigeria and there are still more reserves that have not been discovered. Different technologies like IGCC,

Integrated Gasification Combined Cycle, PFBC, Pressurized Fluidized Bed Combustion have been and are been developed to overcome the many environmental problem associated with the use of coal as fuel (Nwafor,1985).

The design of a gasifier depends on the kinetic parameter for the gasification of char in addition to the pyrolysis kinetic parameters. Many models have been suggested during the years, moving from the simplest one step to more complicated random pore, grain model. In most model of coal char gasification, particles are normally assumed to be spherical, uniformly porous solids but in realities this is not the case as char from the same coal can exhibit different range of morphologies and porosities (Nwafor,1985). The choice of model solution depends on the conditions of the structure of the solid phase and the transport and reaction rate. The complexity of the model depend mainly on the type of heterogeneous reaction and simplifying assumptions (Essenhigh et. al.,1991). Also the physical properties of the coal char, such as pore structure and surface area varies with conversion, depending upon gasification conditions (Bautista et. al., 1986).

The overall reactivity of coal char depend on the accessibility of the internal surface area to the gaseous reactant, which is determined by the porous structure of the coal particles (Liu et. al., 2004 & Hong et. al., 1999).

The aim of this present work is to study the reactivity and kinetics of char gasification at different concentration of CO<sub>2</sub> and at three different temperatures. A predictive random pore model was tested and presented. Char were prepared from Okaba and Udi subbituminous coals.

## 2. MATERIALS AND METHOD

### 2.1 Coal Sample

Okaba and Udi Subbituminous coal samples were crushed and sieved to size fraction (75µm - 150µm). The coal particles were then dried in oven at 70°C for two hours.

### 2.2 Pyrolysis of coal

The subbituminous coal sample was pyrolyzed using a furnace at the temperature of 800°C at a heating rate of 10°C/min and 30°C/min in Nitrogen atmosphere. The proximate and ultimate analysis for the coal char was carried out.

**Comment [A2]:** The terms should be written before the abbreviations, i.e. Integrated Gasification Combined Cycle (IGCC), Pressurized Fluidized Bed Combustion (PFBC)

**Comment [A3]:** State few examples of the environmental problems associated with the use of coal as fuel.

**Comment [A5]:** Highlight the significance of studying the reactivity and kinetics of char gasification.

**Comment [A6]:** Specify the method of crushing used.

**Comment [A4]:** Authors are advised to add/cite more recent references.

### 2.3 Coal Char Gasification in a Thermogravimetric Analyser (TGA).

The Thermo Gravimetric Analysis (TGA) facility at the National Research Institute for Chemical Technology (NARICT) Kaduna, Nigeria was incorporated to obtain the gasification rate. The TGA was used to monitor the weight change by isothermal analysis. Char sample from Okaba coal and Udi coal were gasified in a Thermogravimetric Analyser (TGA) at a temperature range of 900°C to 1000°C. The computer controlled TGA constantly measures the weight of materials as a function of time and temperatures. See figure 1. for schematic diagram of TGA.

Gasification of coal char with different carbon dioxide concentration (100%, 70% and 40% CO<sub>2</sub>) was performed at 900°C – 1000°C at a heating rate of 5°C/min for different carbon dioxide concentration. Reading for the change in mass of the char was taken at every 10mins interval. Nitrogen was used to vary the concentration of carbon dioxide. For each run 20 mg of char was weighed and placed onto the crucible, which is in the centre of the reaction chamber of the TGA. The volumetric flow rate of the gaseous phase was ranged between 0.2 to 0.6 litre/hr.

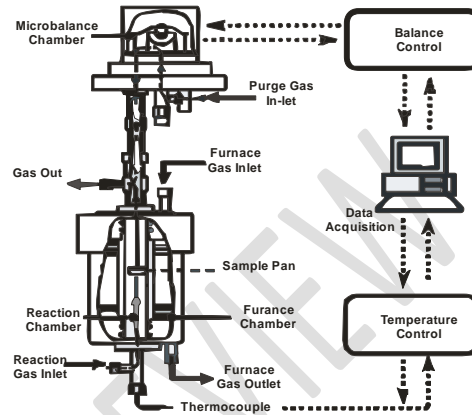


Figure 1: Schematic diagram of the TGA.

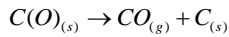
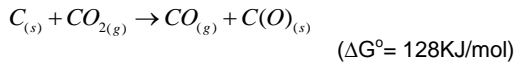
The power X-ray diffraction method (XRD) with a diffractometer was used to analyze the crystalline of properties of samples. The X-ray pattern were recorded using Cu K $\alpha$  radiation. The power supply was 55kV and 50mA. The peaks were obtained at 2 $\theta$ , scan speed at 0.4sec/step increment of 0.003 degree. Peaks of structures were compared with those of the reference materials. The XRD analysis was carried out at the National Steel and Raw Material Research Institute, Kaduna.

### 2.4 Theory

The mathematical model of coal char gasification is presented. For the purpose of modeling, it is

**Comment [A7]:** How much Nitrogen was used? Please state.

essential to know the kinetic of the reaction taking place during gasification (Yu et. al., 2002 and Wall et. al., 2002). The well-known generally accepted mechanism of the reaction between carbon dioxide and coal char, involving free carbon active site follows the form below: (Bischoff, 1965 and Colomba, 2002).



The reaction rate is equal to the rate of decomposition of C(O)<sub>s</sub> intermediate.

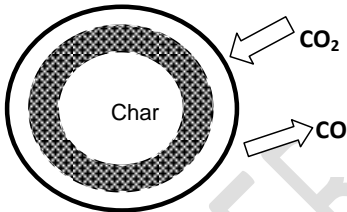


Fig. 2: Schematic diagram of char gasification

The rate  $r_c$  of heterogeneous gas/solid reaction for coal char conversion at a given level of carbon conversion and at constant reaction gas pressure can be expressed as: (Bautista et. al., 1986 & Liu et. al., 2003).

$$r_c = \frac{\partial c_c}{\partial t} = \frac{1}{1 - x_s} \frac{\partial x_s}{\partial t} = KC_c C_{c_{o_2}} \quad (1)$$

In complementary studies (Hurt & Haynes, 2004) stresses that, it have been found that the amount of stable complex remaining on the surface of the char after partial gasification and subsequent removal of higher temperature by temperature programmed desorption on the char also increases monotonically with conversion. This is due to the gas diffusion especially in high temperatures. Distinguishing intrinsic and effective reaction rate is indeed particularly difficult, and this led to the usage of apparent reaction rate as the char gasification reactivity index. The apparent reaction rates ( $dX/dt$ ) are obtained indirectly from the derivative calculation of carbon conversion ( $X$ ) versus reaction time ( $t$ ).

The rate of a heterogeneous gas/solid reaction at a given level of conversion  $X_s$  and at constant gas pressure can be expressed in the following form (Moor, 1998 and Smith, 1982).

$$Rate = \frac{1}{1 - X_s} \frac{\partial x_s}{\partial t} = KC_{(s)} \quad (2)$$

Char conversion  $X$ , (dry, ash free.) is expressed as:

$$X = 1 - \frac{W}{W_o} \quad (3)$$

**Comment [A8]:** Please rephrase this sentence. Shorten it to make it easier to be understood by readers.

**Comment [A9]:** Please define all the symbols used in the equations.

Where  $W$  and  $W_0$  are the weights of the remaining solid at time  $t$  and initial weight of char at  $t=0$ , respectively (Smith, 1981 and Levenspiel, 1981).

In this research work, the random pore model is applied in determining the kinetics of the coal char, since it considers the physical structural change during the gasification reaction. The model is applied together with a Temperature Programmed Reaction (TPR) of char gasification reaction carbon dioxide medium. TPR is a method wherein the weight loss is measured during the heating of a solid sample in a reactive gas medium to a desired pre-determined temperature at constant heating rate (Essenhigh, 1991 and Benfell, 2001). The basic idea of random model pore is that gasification follows different steps: adsorption of the reacting gas on the surface, reaction and diffusion of adsorbed species and finally release of carbon containing gases. The following assumptions are present in the model; char is described as a pure carbon matrix, ashes if present are considered as inert, char mass loss during gasification is due to desorption of carbon containing gases. The carbon particle is assumed to be spherical and relatively equal. The reaction gas concentration is uniform throughout the carbon particle. The RPM also

assumes that the reaction is initiated on the surfaces of the pores in chars. As further reaction occurs, a layer of gas product is formed around each pore which separates the growing reaction surface of the carbon from the gas reactant within the pores. Reactant diffuses through the product layer to reaction surface where chemical change occurs. Although the RPM considers the physical structural changes during the gasification reaction, it does not consider the random pore overlapping and neglects all diffusion resistances in the char reaction.

The derived random model equation is obtained as:

$$\frac{dx_c}{dt} = k_o e^{-(E_a/RT)} C_{co_2} (1-x_c) S_{gc} \sqrt{1-\psi \ln(1-x_c)} \quad (4)$$

Where  $\psi$  = Structural parameter

$$\psi = \frac{4\pi l_o}{\rho_c S_o^2} \quad (5)$$

The integral version of the random pore model equation follows the form:

$$x_c = 1 - \text{Exp} \left( \frac{1}{\psi} - \frac{\psi k_o^2 S_{gc}^2 (C_{co_2})^2 e^{-2E_a/RT} t}{4} \right) \quad (6)$$

### 3. RESULTS AND DISCUSSION.

Normally the char gasification of coal conversion is the rate controlling step for the overall process.

**Comment [A12]:** Please support with related references.

**Comment [A10]:** Cite reference.

**Comment [A11]:** Write this term in full for the first time mentioning it, then the author may opt for the abbreviation after that.

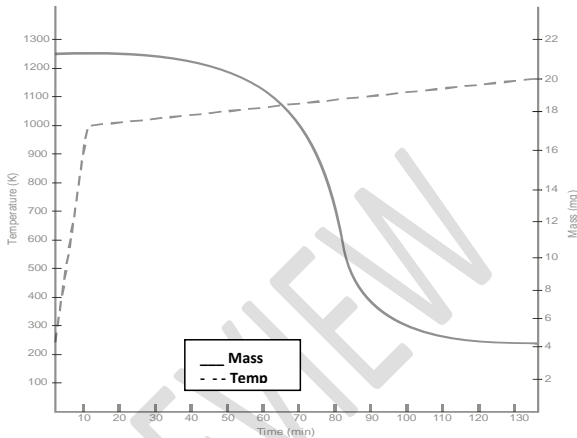
Experiments were performed to determine the rate of CO<sub>2</sub> gasification of the coal char at temperature ranging from 1173K to 1273K, with data of conversion rate versus reaction time. A gas-solid reaction kinetic model has been developed and applied to the Char-CO<sub>2</sub> systems. The model prediction compares favourably to the measured data.

Figure 3 below shows raw data of TGA result for coal char gasification. Weight loss measurements were made under isothermal and transient conditions in the TGA at atmospheric pressure.

Using the char sample produced from the sub-bituminous coal, test at various temperature and gas concentration indicated that 1000K was the highest temperature at which there were negligible mass transport effects during char gasification of 75µm - 150µm diameter particle in the TGA.

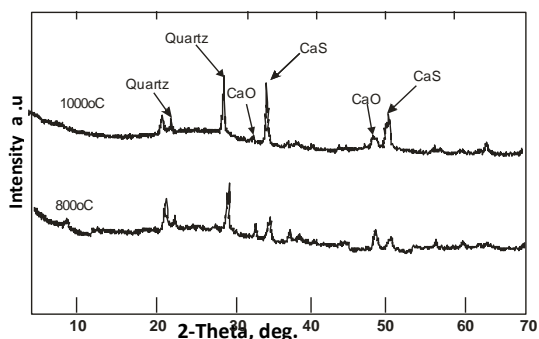
At higher temperature, the overall mass loss rates were found to depend on the amount of material placed in the balance pan of the TGA, indicative of mass transfer limitation.

Based on the result obtained, which shows that the carbon conversion versus gasification time takes an S-Shaped. That is to say the reaction rate initially increases during the gasification reaction.



**Figure 3: Non isothermal combustion and gasification of coal char in CO<sub>2</sub> at 5°C/min.**

### 3.1 The Micro-Structural Parameter



**Figure 4:** X-ray Diffraction pattern for Udi coal char pyrolyzed at two different temperatures (1000°C and 800°C) respectively.

The above XRD result shows the XRD pattern for Udi coal char sample pyrolyzed at 800°C and 1000°C. Main peaks of crystal structure which can be detected by the XRD consist of quartz ( $\text{SiO}_2$ ), Calcium oxide (CaO) and Calcium Sulfide (CaS). Peaks of crystal structures were obtained by comparing with structures of reference materials as maintained in the XRD coal library and based on the elements in the sub-bituminous coal. From the result of the XRD, it is observed that most of crystal structures peaks of char sample from pyrolysis at 1000°C are higher than those of char sample from pyrolysis at 800°C, except for calcium oxide. It is well recognized that calcium oxide is a primary

specie which act as catalyst for the gasification process. Thus, low gasification reactivity of char samples is probably due to the formation of inert crystal structures and the consumption of calcium oxide at higher pyrolysis temperature. (Campbell et. al., 2002).

**Comment [A13]:** Please explain briefly why CaO is the primary species? Cite relevant references.

**Table 1.:** Proximate and Ultimate analysis for the coal samples.

		Enugu (Udi)	Kogi (Okaba)
1	<b>Average particle Size</b>	75µm- 150 µm diameter.	75µm-150 µm diameter.
2.	<b>PROXIMATE ANALYSIS</b>		
	Moisture %	4.8	4.6
	Ash%	20.4	22.8
	Volatile matter %	40.8	35.9
	Fixed carbon%	41.3	36.8
3	<b>ULTIMATE ANALYSIS</b>		
	Total Sulphur %	0.4	0.9
	Carbon%	63.5	61.4
	Hydrogen%	2.59	1.7
	Nitrogen%	1.6	1.3
	Oxygen%	8.3	11.5
	Calorific Value KJ/Kg	24,780	22,350

Proximate analysis is the most often used analysis for characterizing coal in connection with their utilization and usefulness. The proximate analysis

on the coal samples in Table1. shows that Udi coal has a higher risk of spontaneous combustion or ignition than Okaba coal because it contains more volatile matter. The ultimate analysis indicates the various elemental chemical constituents as shown in Table 1. The analysis shows that Udi coal contains slightly highly carbon content and calorific(heating value) than Okaba coal. though, both coal samples are suitable for fuel.

**3.2 Comparism of Experimental result with Model result at different temperature and carbon dioxide concentration.**

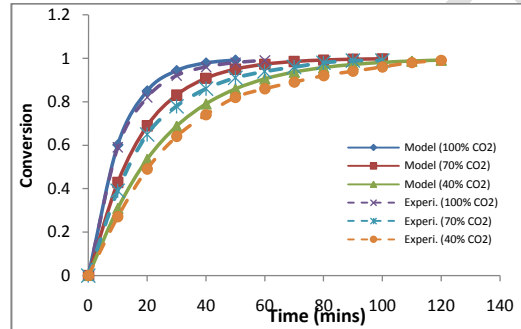


Figure 5: Graphical result of Udi char gasification at 1000°C for different CO<sub>2</sub> Concentration

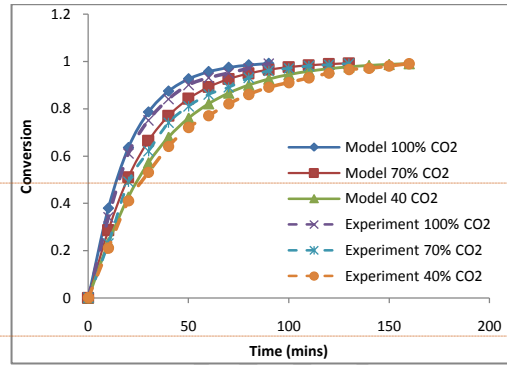


Figure 6: Graphical result of Udi char gasification at 950°C different CO<sub>2</sub> concentration.

From the trends of result, it was observed that complete conversion of char in carbon dioxide is attained with less time at high CO<sub>2</sub> concentration. But as the concentration of CO<sub>2</sub> is reduced, the rate of conversion is reduced, thereby increasing the time required for conversion

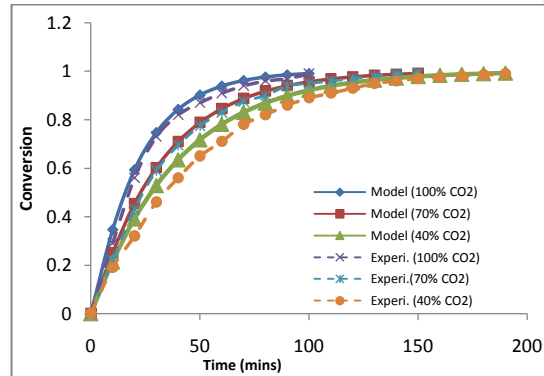


Figure 7: Graphical result of Udi char gasification at 900°C for different CO<sub>2</sub> Concentration

Comment [A14]: Check spelling

Comment [A15]: State the value clearly.

Comment [A16]: State the value.

From the graphical result of thermogram, it can be observed that the model does predict the rate of coal char gasification in a carbon-dioxide atmosphere.

The result for that of Okaba coal char gasification show similar trend like that of Udi coal char. The time taken for completion conversion is slightly higher than that of Udi Coal char.

Figure 5 to Figure 10 (Udi and Okaba coal) shows the steady rate variation with conversion (time) for sub-bituminous coal char gasified at different CO<sub>2</sub> concentration at atmospheric pressure at 1000°C, 950°C and 900°C. A monotonically increasing specific gasification rate is observed in all cases.

The thermogram for simulate model and experimental result; it can be observed that the rate of conversion of coal char decreases with decrease in concentration of carbon dioxide. As the concentration of carbon dioxide increases, the time for complete conversion decreases.

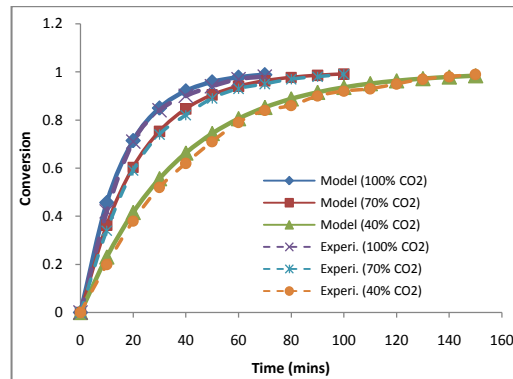


Figure 8: Graphical Result of Okaba char gasification at 1000°C for different CO<sub>2</sub> Concentration.

**Comment [A17]:** State the specific values of results.

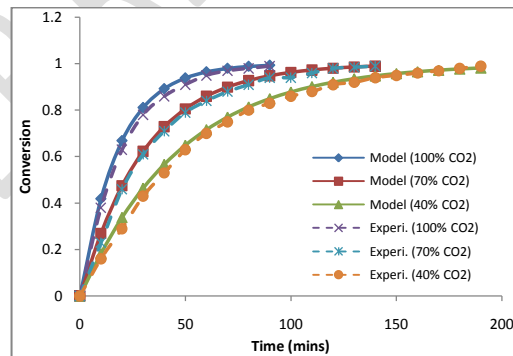


Figure 9: Graphical result of Okabachar gasification at 950°C different CO<sub>2</sub>

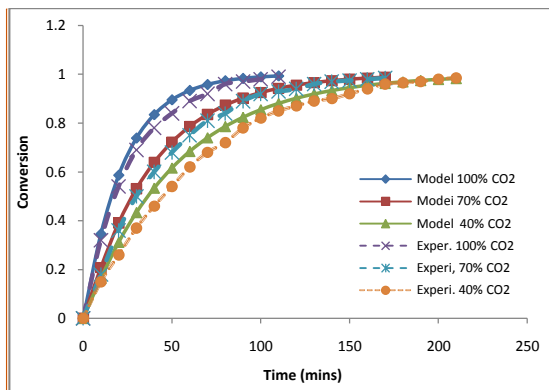


Figure 10: Graphical result of Okabachar gasification at 950°C different CO<sub>2</sub>

From all the thermogram above it is observed that at higher level of conversion, a steep rise in the rate of conversion against time is observed. Also, it was observed that increase in concentration of carbon dioxide leads to increase in the conversion.

#### 4. CONCLUSION

The kinetic study and modeling of Nigerian sub-bituminous coal char using the random pore technique was carried out. Proximate analysis on the coal samples shows that Udi coal has a higher heating value as well as higher risk of spontaneous combustion than Okaba coal because it contains higher fixed carbon and volatile matter content. Though, both coal samples are suitable for fuel.

The Char-CO<sub>2</sub> gasification is an endothermic reaction at relatively slow rate and the single product evolved is Carbon monoxide, which makes analysis simple and reliable.

It can be noted that the reactivity of char gasification and increase of pyrolysis heating rate is due to the development of active surface area at higher pyrolysis heating rates and also increase of the surface area during the course of gasification. (Suuberg et.al.,1996).

Based on the result obtained from both coal samples, it was observed that concentration of the gasifying gas affected the conversion rate. A monotonically increasing specific rate of conversion with time was observed in both cases. As the reaction temperature and concentration of the gasifying gas (Carbon dioxide) increases, the rate of conversion also increases, but the time required for complete conversion decreases.

#### REFERENCES

Bautista, J. R.W., Russel, W.B., and Saville, D. A. (1986). Time-Resolved Pyrolysis Product Distribution of Softening Coals, Ind. Eng. Chem. Fundm., 25: 536-544.

**Comment [A18]:** Check the caption for Figure 10. What is the difference between Figure 9 & 10?

**Comment [A20]:** Please explain briefly on why the char-CO<sub>2</sub> gasification is endothermic. Support with relevant references.

**Comment [A19]:** This statement should be clarified by including specific values of the results obtained.

- Bischoff, K. B.,(1965).Effectiveness Factor for General Reaction Rate Forms,AIChE J., 11: 351-355.
- Benfell, K. E. (2001). Assessment of Char Morphology in High Pressure Pyrolysis and Combustion, Department of Geology, The University of Newcastle.
- Campbell, P. A., Mitchell, R. E., and Ma, L. (2002).Characterization of Coal Char and Biomass Char Reactivities to Oxygen, Proc. of the Comb. Inst., 29: 519-526.
- Colomba, D. B.(2002). Kinetic Modeling of Biomass Gasification and Combustion; Thermal Net Publication Journal.
- Essenhigh, R. H.,(1991) "Rate Equation for the Carbon-Oxygen Reaction: An Evaluation of the Langmuir Adsorption Isotherm at Atmospheric Pressure," Energy & Fuels, 5: 41-46.
- Hong, J.(1999). Modeling Char Oxidation as a Function of Pressure Using an Intrinsic Langmuir Rate Equation, PhD Dissertation, Chemical Engineering Department, Brigham Young University.
- Hurt, R. H. and Haynes, B. S.(2004). On the Origin of Power-Law Kinetics in Carbon Oxidation. Proc. of the Com. Inst., 30, (2): 2161-2168.
- Levenspiel, Octave. (1981). Fundamentals of Chemical Reaction Engineering 2<sup>nd</sup> Edition, John Wiley& Sons, Page (359 – 428) New York.
- Liu, H., Luo, C.H.,Kaneko, M., Kato, S., Kojima, T. (2003). Unification of gasification kinetics of char in CO<sub>2</sub> at elevated temperatures with a modified random pore model. Energy Fuels 17, 961–970.
- Liu, G., Tate, A.G., Bryant, G.W., and Wall, T.F. (2000). Mathematical modeling of coal char reactivity with CO<sub>2</sub> at high pressures and temperatures. Fuel, 79, 1145–1154.
- Liu, H., Kaneko, M., Luo, C., Kato, S., and Kojima, T.(2004). Effect of pyrolysis time on the gasification reactivity of char with CO<sub>2</sub> at elevated temperatures. Fuel 83, 1055–1061.
- Moors, J.H. J., (1998). Pulverised Char Combustion and Gasification at High Temperature and Pressure, Ph.D Thesis, Technique University of Eindhoven.

Nwafor, S.O. (1985).The Nigeria Coal and the utilization and Environmental effect Bookbinder , Ibadan, Bodiga Nigeria pg 12-14.

Predictions," Proc. of the Com. Inst., 29: 467-473.

Smith, I. W., (1982). "The Combustion of Coal Char: A Review," Proc. of the Com. Inst., 11: 1045-1065.

Suuberg, E. M., Peter, W. A., and Howard, J. B. (1996). Product Compositions and Formation Kinetics in Rapid Pyrolysis of Pulverized Coal," Proc. of the Com. Inst., 17: 117-120.

Smith,J.M. (1981). Chemical Engineering Kinetics Third Edition, International Student Edition Mc Graw Hill Book Company. London, Page (642 – 650).

Wall, T. F., Liu, G.S.,Wu, H.W.,Roberts, D. G., Benfella, K. E.,Guptaa, S., Lucas, J.A and Harris, D.J. (2002). The Effects of Pressure on Coal Reactions during Pulverised Coal Combustion and Gasification, Prog. in Energy and Comb. Sci., 28: 405-433.

Yu, J.L.,Strezov, V.,Lycas, J., Liu, G.S and Wall, T. (2002). A Mechanistic Study on Char Structure Evolution During Coal Devolatilization - Experiments and Mode