

Original Research Article
Unraveling the potential of household electrolytes on extricating Imidacloprid residues from tomatoes: Toxicity assessment

ABSTRACT

Tomato growing farmers are spraying the imidacloprid for controlling sucking pests even during fruits harvest stage to have sustained harvest for 5-6 times. As the imidacloprid is slowly dissipating insecticide and residues persist in vegetables for 15-25 days, decontaminating tomato fruits is highly essential before consumption. Though many thermal methods are effective in decontaminating imidacloprid residue, the quality of fruit has been affected and cannot be consumed as salad. Hence, the study was carried out to evaluate the efficiency of house hold electrolytes viz., NaCl, NaHCO₃ and their combinations on imidacloprid removal from tomato fruits. Fruits and washing solutions were extracted for imidacloprid residue and determined using the UFLC-PDA besides optimizing the concentration and period of decontamination or washing without dietary risk. Results indicates that the washing of the fruits with NaCl @ 1, 2 and 3% solutions for 10 minutes are efficient (98-100 % removal) in decontaminating to below hazard quotient when sprayed with recommended 20 g ai/ha. Whereas, the NaHCO₃ or its combination with NaCl 1% for 10 minutes was found to be efficient (92-100%) in decontaminating the fruits when sprayed with 40 g ai/ha. Increasing the decontamination period beyond 10 minutes increased the residue load on fruits to above hazard quotient and was above 1.0 when NaCl was used. Study suggests the washing of tomato fruits with 2%NaHCO₃ or 1%NaCl+2% NaHCO₃ for 10 minutes is the efficient decontamination way and to ensure safety to the consumers.

Keywords: Tomato, Imidacloprid residue, decontamination,

1. INTRODUCTION

Tomato (*Solanum Lycopersicum*) is the largely consumed vegetable in the world and in Asia next to potato. India is the second-largest producer of tomatoes, produced 20.60 MT during 2022 against the world production of 189.1 MT [1] and currently contributes to 11% of the world's total tomato production. It is grown throughout the year around the world and is consumed as salad or cooked vegetable. In India it is grown in abundance both in the summer and winter seasons under varied ecosystem and majorly through protected cultivation. To harvest the potential yield and fetch more income, tomato is being fertilized heavily with major nutrients especially when it is cultivated under drip fertigation. Hence the luxurious growth of the crop invites pest problems which intern increase the use of insecticides and fungicides for managing the insects and diseases throughout the growing season. Especially the sucking insects such as aphids and whitefly are the major pests infesting the tomato plants in India and reduce the fruit quality also [2]. To manage and protect the tomato crop, the imidacloprid, a nicotine-based systemic neurotoxin insecticide, applied frequently in India [3].

Imidacloprid, (NE)-N-[1-[(6-chloropyridin-3-yl)methyl]imidazolidin-2-ylidene]-nitramide is a patented chemical, manufactured by Bayer Cropscience (part of Bayer AG) and sold under trade names Kohinor, Admire, Advantage, Gaucho, Merit, Confidor, Hachikusan, Premise, Prothor, and Winner etc worldwide. It is a systemic insecticide and classified by the USEPA as both a toxic class II and a class III agent and the acute and chronic reference doses for imidacloprid infants (< 1 year) and children (1–12 years) set by the USEPA was 0.42 mg/kg per day and 0.057 mg/kg per day [4]. The imidacloprid residue concentrations (0.13 -0.46 mg/kg) in several fruits and vegetables were found to exceed the CODEX maximum residue limit [4]. The vegetables namely okra, bitter gourd, brinjal, tomato, onion, cauliflower, and chillies collected from different markets of southern Sindh were heavily contaminated with imidacloprid, and majority of samples violated the Japanese MRLs [5]. Kapoor *et al.* [6] observed that 15.20% of samples, including fruits, vegetables, and cereals, had imidacloprid and while about 22% fruits showed imidacloprid presence, 2% has above residue limits. Similarly, among the studied vegetables, 24% had imidacloprid and in 5.71% exceeds limits. About 21% of tested vegetables were contaminated with imidacloprid with less contamination in pumpkin [4]. Hence it is highly essential to decontaminate the fruits and vegetables before consumption for ensuring public health and environmental safety.

Several methods are available for decontaminating the pesticide residues from fruits and vegetables viz., washing with tap water, warm water and electrolytes, blanching, cooking etc including thermal and non-thermal methods. Washing is the first process used to reduce pesticide residues over the surface of commodity [7]. Effectiveness of washing process depends on chemical characteristics, mode of action, pesticide water solubility, and harvest times [8]. Fikirdesicief *al.* [9] tested ozone treatment on imidacloprid treated tomatoes and observed 21 and 43 % removal in 10 and 30 minutes, respectively and found that the washing with ozonated water removed more residue than regular water. However the decrease in ascorbic acid content was recorded by them. Suganthi *et al.* [10] stated that the decontamination techniques reduced imidacloprid residues in bitter gourd by 33-80% in 10 days and mentioned minimal risk to consumers, with RQ < 1 after 10 days of imidacloprid application. Naik *et al.* [11] studied the decontamination of imidacloprid from brinjal and okra involving salt solution and boiling and found that the removal up to 96.43% and 73.66% residues from brinjal and okra, respectively. Though many of the techniques adopted for pesticides decontamination are thermal methods, there is a chance for the loss in vegetable quality particularly tomato fruit. Around 80% of the tomatoes are consumed fresh and 20% are employed in the processing to make tomato paste, puree, ketchup, pickles, juices and sauces [12]. With this background the present study is essential to evaluate non thermal household electrolytes solution for optimizing the washing concentration and period is need

of the hour to assessing the rate of imidacloprid residue removal from the tomato fruit and its toxicity assessment to the human being.

2. MATERIALS AND METHODS

2.1. Chemical and Reagents

Certified Reference Standard material (CRM) of imidacloprid pestanal grade (>98%) was purchased from the Sigma-Aldrich was used for instruments calibration and recovery studies. Imidacloprid stock solution (1000 mg/L) was prepared by dissolving 0.1 g CRM in 100 ml of HPLC grade acetonitrile and from this, the working standards of 0.01 to 5.00 mg/L was prepared using the mobile phase for instrument calibration and the assessment of detection limits. High performance liquid chromatography (HPLC) grade acetonitrile of Merck and 0.2 micron filtered HPLC water from Millipore unit was used for the mobile phase. Other chemicals used in the study were of analytical grade from Hi-media / S.D.Fine Chemicals limited and Primary Secondary Amine (PSA) sorbent from Agilent technologies. The imidacloprid commercial formulation (Tatamida 17.8% SL), which had been diluted according to the procedures with high-quality water, was then applied to the tomato fruits.

2.2. Experiments details

The experiments were laid out in a Factorial Completely Randomized Block Design consisting of 2 doses of imidacloprid viz., recommended – 20 g ai/ha (X) and double the recommended 40 g ai/ha (2X) doses as factor 1 and 9 washing treatments as factor 2 with three replications. Factor 2 includes washing with tap water alone, NaCl 1%, 2%, 3% solutions, NaHCO₃ 1%, 2% and 3% solutions and the combinations of NaCl + NaHCO₃ solutions. Three washing periods were the factor 3 viz. 5, 10 and 15 minutes.

Tomato fruits were collected from organic products outlet to conduct the recovery study and decontamination experiment by imposing treatments. The collected samples were washed with running tap water and then with distilled water to ensure the free of contamination before imposing the treatments. About 5-6 kg of tomato fruits were sprayed with the imidacloprid solutions (X and 2X dose) for complete wetting and then allowed for shade drying 1 hr. Later the imidacloprid treated fruits were portioned into 180-200 g and subjected washing using the prepared electrolyte solutions as detailed above. After washing treatment as per the stipulated washing periods of 5, 10 and 15 minutes, the fruits were removed and shade dried treatment and interval wise for 1 hr. Then the treatment wise washed fruits were subjected to imidacloprid residue analysis using UFLC-PDA.

2.3. Imidacloprid residue extraction and determination

Imidacloprid residue from tomato fruits was extracted using QuEChERS (Quick Easy Cheap Effective Rugged Safe) method using acetonitrile and cleanup with anhydrous MgSO₄ and PSA [13]. Dried residue was re-dissolved in mobile phase and filtered with 0.22µm nylon syringe filter for analysis in UFLC. Imidacloprid residue was analysed with Shimadzu Ultra Fast Liquid Chromatography (LC-20A) equipped with Quaternary Pump, Agilent C18 Column (4.6×150mm,5µm), Auto Sampler and PDA detector. Imidacloprid was eluted with acetonitrile and water as mobile phase (80:20 v/v) using 1.0 ml flow rate and 10µL injection volume at 270 nm.

2.4. Method validation

The validity of the analytical approach used for the extraction and detection of imidacloprid was confirmed through the recovery studies. A known weight of tomato sample was fortified with known concentrations of imidacloprid standard ranged from 0.001 to 5.0 mg L⁻¹. After 1 hour of fortification, a spiked fruits was subjected to an extraction and clean up and then determined using UFLC. Quantification of residue concentration was accomplished by comparing the peak height response for samples with peak height of the standard. Precision

standard deviation of replicate analysis of standard spiked at different concentrations was used to calculate the detection limit (DL) and quantification limit (QL).

2.5. Decontamination Efficiency and Toxicity Assessment

The efficiency of the imposed treatments on removing the imidacloprid residue from the fruits was evaluated using the reduction rate) and processing factors as described in literature [8].

$$\text{Decontamination rate \%} = (1 - PF) * 100$$

$$\text{Processing factor (PF)} = \frac{WTr}{NCr}$$

Where, WTr- Residue in treatment (mg/kg); NCr- Residue in control (No treatment) mg/kg.

The dietary intake and chronic intake risk assessment of the imidacloprid was calculated to assess the chronic consumer health risk (hazard quotient, HQ) based on the ratio of estimated daily intake (EDI) and acceptable daily intake (ADI) was fixed as 0.01 mg/kg which is the instrument detection limit as well as the MRL for imidacloprid in most of the vegetables. The average adult weight was estimated to be 60 kg, and the tomato consumption in India is assumed to be 50 g/day for calculating the EDI and ADI. The formula is as follows,

$$EDI = \text{Median residue} \times \frac{\text{food consumption}}{\text{body weight}}$$

$$HQ = \frac{EDI}{ADI} \times 100$$

If the HQ is > 1.0, it is considered as not safe to consume and undetected sample is calculated using LOD (0.01 mg/kg).

2.6. Statistical Analysis

The data collected during the course of investigation was statistically analyzed using 'R' software. Graphical analysis was carried out using the MS-Excel software 2013 version. The Pearson correlation analysis was carried out between variables and constant parameters at a significance level of P= 5.

3. RESULTS AND DISCUSSION

3.1. Method validation and recovery studies

The suitability of the instrument conditions and extraction method for detecting and determining the imidacloprid by the UFLC-PDA was assessed imposing recovery and calibration studies. Imidacloprid was eluted at 2.72±0.2 minutes (Fig 1) under the described instrument conditions. Instrument detection limit was assessed through external standard calibration in the working range of 0.01 to 2.5 mg/L imidacloprid standards. Calibration graph was constructed using the concentration against the area was found to be linear with the r² value of 0.994 (Fig 2) and instrument detection limit was found to be 0.01 mg/L. Recovery experiment conducted by fortifying the imidacloprid concentration from 0.01-1.00 mg/L showed >98% recovery with the quantification limit of 0.05 mg/L.

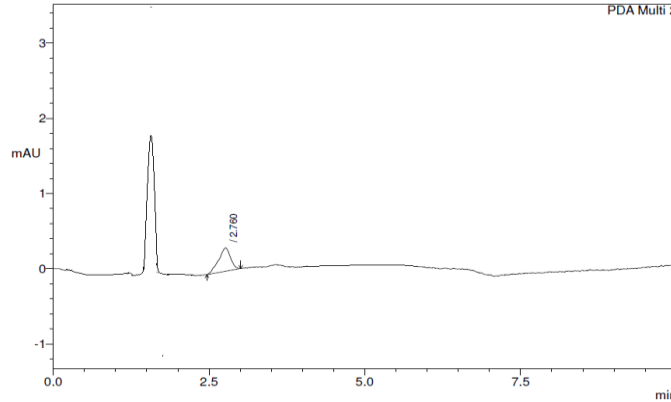


Fig 1. Chromatogram of imidacloprid standard (0.01 mg/L) detected in UFLC-DAD

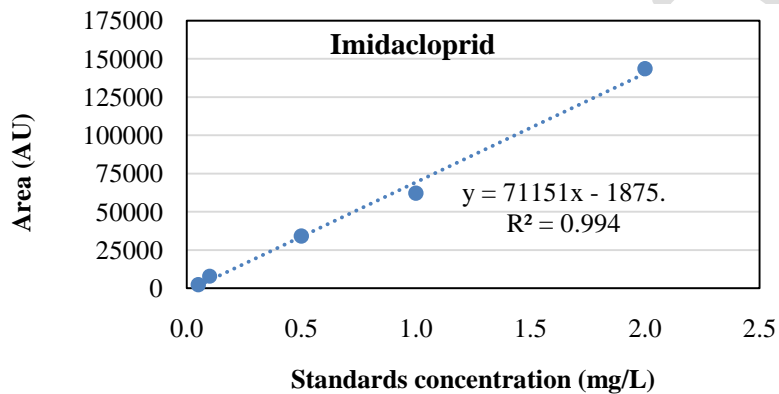


Fig 2. Calibration graph of imidacloprid standards determined with UFLC-DAD

3.2. Efficacy of electrolytes washing on imidacloprid removal

Tomato fruits treated with imidacloprid at two concentrations were subjected to decontamination by washing with household electrolytes viz., NaCl, NaHCO₃ and their combinations at different concentrations and various time intervals. After washing both the fruits and washing solutions were analysed for imidacloprid residues to understand the decontamination rate and also the interaction of it with washing solutions. The results obtained are presented in Fig 3. It was observed that the imidacloprid residue was removed by both the electrolytes irrespective their concentrations and also by their combinations within 5 and 10 minutes. However the residue was detected when time of washing has been increased to 15 minutes at higher concentrations of both the electrolytes irrespective of washing interval and their combinations. Imidacloprid concentration detected in tomato fruits after washing with electrolytes was 0.022, 0.011, 0.013, 0.016 and 0.019 mg/kg respectively with 3% NaCl, 2 and 3% NaHCO₃, 1% NaCl + 1% NaHCO₃ and 1% NaCl + 2% NaHCO₃, solutions. When concentration of imidacloprid sprayed over fruit was double the recommended dose (40 g ai/ha), then the washing solutions gave different results and residue detected ranged from 0.04 to 0.44 mg/kg. Tap water and various concentration of NaCl didn't remove the residue to BDL in tomato fruits at 5 and 10 minutes where it was removed to BDL after 15 minutes washing. Whereas NaHCO₃ or its combined washing with NaCl showed different trend that the washing of residue contaminated fruits upto 10 minutes removed the residue to BDL while washing up to 15 minutes were loaded with imidacloprid residue from 0.04-0.16 mg/L. This showed that the increased washing time have negative effect on decontamination.

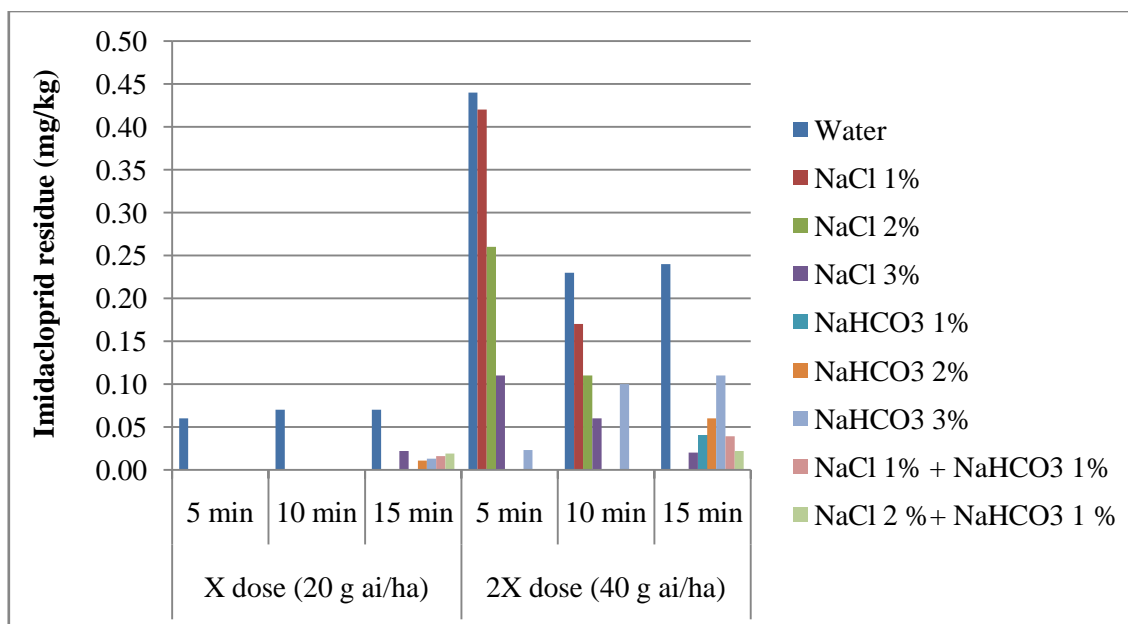


Fig 3. Imidacloprid residue on tomato fruits after washing with various concentrations of electrolytes at various period as determined with UFLC-DAD

To understand the efficiency of electrolytes residue removal, the decontamination rate (%) and processing factor were calculated and the results obtained were presented in Table 1. The decontamination rate increased as the time interval increased across the dose of imidacloprid and was mean value ranged from 87-100% and 85-91% respectively for X and 2X doses irrespective of washing interval. These results are aligned with the findings of Sharma and Anil [14] who stated that removal of residues due to washing ranged from 32.5 to 72.7 per cent. The results are in agreement with the findings of Deka *et al.* [15] Zhang *et al.* [16] who reported 50% and 73.3% removal of cypermethrin residues from cauliflower by salt solution. Among the electrolytes, washing of tomato fruits for 5–10 minutes with various concentrations of NaCl and NaHCO₃, either alone or in combination, achieved 100% decontamination to BDL. For double the recommended (2X) dose, the decontamination rate ranged from 53-100, 75-100 and 59-100 % at 5, 10 and 15 minutes respectively and showing that the increased washing period beyond 10 minutes decreased the decontaminate rate. Similarly, Wheeler *et al.* [17] also reported that washing of cauliflower with salt solution for 10 min was capable of removing 28-93% of triazophos and quinalphos residues. There was slight reduction of decontaminations rate among some treatments when longer washing times were used. For example, the treatment with 3% NaCl had a 95% decontamination rate. , 1% NaHCO₃ with 71% decontamination rate and 3%NaHCO₃ with 97% decontamination rate. Tap water washing also showed significant residue decontamination from tomato fruits (87-100 and 53-79 % at X and 2X doses, respectively).

Table 1. Efficiency of electrolytes, their concentrations and washing period on Imidacloprid residue decontaminate rate (%) from tomato fruits

Treatments	X dose (20 g ai/ha)			2X dose (40 g ai/ha)		
	5 min	10 min	15 min	5 min	10 min	15 min
Water	87	85	85	53	75	48
NaCl 1%	100	100	100	55	82	100
NaCl 2%	100	100	100	72	88	100
NaCl 3%	100	100	95	88	94	96

NaHCO ₃ 1%	100	100	100	100	100	91
NaHCO ₃ 2%	100	100	98	100	100	87
NaHCO ₃ 3%	100	100	97	98	89	76
NaCl 1% + NaHCO ₃ 1%	100	100	97	100	100	92
NaCl 2 %+ NaHCO ₃ 1 %	100	100	96	100	100	95

Interestingly, the decontamination rate was lower for the 2X dose compared to the X dose. This may be attributed to the double dose having a diminishing effect on the decontamination rate. In 2X dose the effectiveness of NaCl treatments varied with concentration. The 2% and 3% NaCl treatments showed better decontamination rates as time increased, ranging from 61% to 100% and 88% to 100%, respectively. However, the 3% NaCl treatment had a decreasing decontamination rate as the washing time increased, indicating that lower concentrations were more effective. The 1% and 2% NaHCO₃ treatments were highly effective, achieving 100% decontamination when tomatoes were washed for 5-10 minutes. These results are similar to findings of Yang et al. [18] who stated that 2% NaHCO₃ reduces residue upto 50%-90%. The 3% NaHCO₃ treatment had a high initial decontamination rate of 98% at 5 minutes, but this rate dropped to 89% at 10 minutes and further to 65% at 15 minutes. Similarly, the combination treatments showed excellent results when used for shorter duration up to 10 minutes, achieving a 100% decontamination rate. The findings concur with those of Balkan and Yılmaz [19] who claimed that combination of salt and soda water removed dimethoate residue up to 50%. However, as the washing time increased the decontamination rate for these combination treatments decreased slightly, reaching 96 - 97% for the X dose and 92 - 95% for 2X dose. Finally, the washing with inorganic solutions demonstrates that the effectiveness of the treatments (water, NaCl and NaHCO₃) in removing imidacloprid residue on tomatoes depends on both the concentration of the electrolyte and the washing duration. Lower concentrations of NaCl and NaHCO₃ were generally more effective, especially when used for shorter time intervals. Additionally, using a higher dosage (2X) did not necessarily result in better outcomes and, in some cases, led to reduced decontamination rate.

3.3. Interaction of imidacloprid with electrolytes

The washings of the imidacloprid treated fruits were extracted and analysed for confirms the imidacloprid residue removal and its decontamination mechanism by the electrolytes (Fig 4). Irrespective of electrolytes and its concentration, the increase in period of washing increased the imidacloprid residue removal and higher concentration of imidacloprid residue was extricated by NaHCO₃ than NaCl or their combinations. While increased residue removal was observed with increase in period of washing by NaCl and NaHCO₃ or their combinations at X dose, it decreased after 10 minutes with 2X notice. This showed that the quantity of residue bound to the fruits also decides the period of washing beside the electrolytes concentration. It could also be attributes to the degradation of the parent imidacloprid to its metabolites like 6-chloronicotinic acid {1-[(6-chloro-3-pridiny) methyl]-2-imidazolidone} favoured by the higher pH of the increased electrolytes concentration viz., 7.9 and 8.7 for 3% NaCl and 3% NaHCO₃, respectively. Similar degradation of imidacloprid at higher solution pH was reported by Yari et al. [19] and could be attributed to the enhanced hydrolysis of imidacloprid. Thuyet et al. [20], stated that the -C=N- bond of imidacloprid has small positive charge by coupling with a strong electron-with drawing group (-NO₂) and an imidazolidine ring. This positive charge can interact with the OH⁻ ion in the solution when its pH is higher and hence it increases its hydrolysis to metabolites.

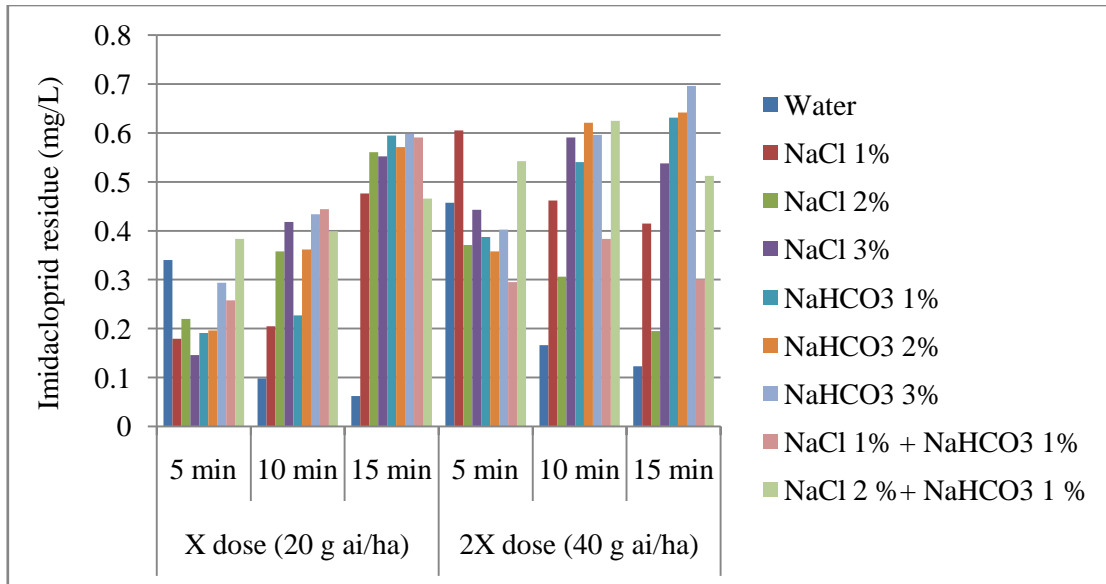


Fig 4. Imidacloprid residue in washing solutions after washing of the contaminated tomato fruits at various period as determined with UFLC-DAD

The performance of each electrolyte was assessed using mean data (Fig 5) and observed that the NaHCO_3 or its combination with NaCl was efficient in removing the imidacloprid residue from tomato fruits irrespective of its concentration while the NaCl was efficient only at the recommended low concentration. Mostly farmers apply pesticides repeatedly to manage insect pests, it is wise to use 2 % NaHCO_3 or 1% NaCl +1% NaHCO_3 as washing solution for 10 minutes to decontaminate the imidacloprid residues from the tomato fruits. Excess period of washing also must be avoided to prevent the re-sorption of residue by the fruits from washing solution.

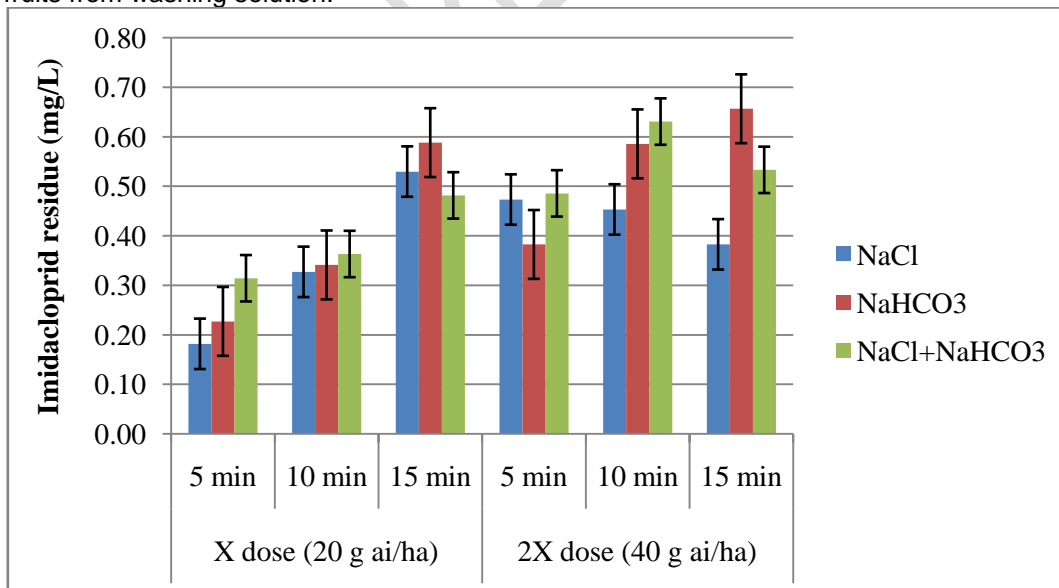


Fig 5. Efficiency of electrolytes on extracting the imidacloprid residue on tomato fruits at various period as determined with UFLC-DAD

3.4. Toxicity Assessment

The residue detected in tomato fruits after washing with electrolyte solutions of different concentrations were used to assess the dietary risk assessment by calculating the hazard quotient (Table 2). At the recommended level of imidacloprid spray, all concentrations of both the electrolytes and their combinations recorded HQ of 0.08 to 0.18 and tap water recorded 0.50-0.58. Whereas at double the recommended rate, HQ was > 1.0 or equal to 1 for NaCl viz., 0.92-3.50, 0.50-1.92 and 0.08-0.17, respectively for 5, 10 and 15 minutes. This suggested that the removal efficiency increased with increased washing time. The NaHCO₃ recorded the HQ <1.0 irrespective of imidacloprid dose, washing period and electrolyte concentration and similar is the results for the combined electrolytes washed fruits. Similar hazard index of <1.0 for imidacloprid in okra and brinjal fruits was reported by [11].

Table 2. Hazard Quotient for imidacloprid residue in tomato fruit after decontamination with electrolytes at different concentration and period

Treatments	X dose (20 g ai/ha)			2X dose (40 g ai/ha)			Mean
	5 min	10 min	15 min	5 min	10 min	15 min	
Water	0.50	0.58	0.58	3.67	1.92	2.00	1.54
NaCl 1%	<0.10	<0.10	<0.10	3.50	1.42	<0.10	0.88
NaCl 2%	<0.10	<0.10	<0.10	2.17	0.92	<0.10	0.57
NaCl 3%	<0.10	<0.10	<0.10	0.92	0.50	0.17	0.32
NaHCO ₃ 1%	<0.10	<0.10	<0.10	<0.10	<0.10	0.33	0.13
NaHCO ₃ 2%	<0.10	<0.10	0.09	<0.10	<0.10	0.50	0.15
NaHCO ₃ 3%	<0.10	<0.10	0.11	0.19	0.83	0.92	0.37
NaCl 1% + NaHCO ₃ 1%	<0.10	<0.10	0.13	<0.10	<0.10	0.33	0.13
NaCl 2% + NaHCO ₃ 1%	<0.10	<0.10	0.16	<0.10	<0.10	0.18	0.11
Mean	<0.10	<0.10	0.18	3.50	1.42	0.92	

4. CONCLUSION

Tomato is being sprayed with imidacloprid even during harvest cause significant residue accumulation on fruits and might cause toxicity risk to the consumers. Hence non thermal decontamination using the house hold electrolyte solutions was evaluated to decontaminate the residue. It was found that the washing of fruits with NaCl @ 1 to 3% for 10 minutes has efficiently removed the imidacloprid residue to BDL at recommended rate of spray. Whereas NaHCO₃ its combination with NaCl for washing 10 minutes was found to be efficient (92-100%) when sprayed imidacloprid concentration was doubled. Dietary risk assessment was arrived to showcase the efficiency of the adopted decontamination methods and found that the washing with NaHCO₃ its combination with NaCl for 10 minutes only registered hazard quotient of <1.0. Study findings suggested that washing of tomato fruits with 2%NaHCO₃ or 1%NaCl+2% NaHCO₃ for 10 minutes is the efficient decontamination way to ensure safety to the consumers.

CONSENT

Not applicable

ETHICAL APPROVAL

No ethical issues involved

REFERENCES

- [1] FAO 2021. https://www.fao.org/fao-who-codexalimentarius/codex-texts/db/pestres/pesticide-detail/en/?p_id=292
- [2] Mandloi R, Pachori R, Sharma AK, ThomasM, & Thakur AS. impact of weather factors on the incidence of major insect pests of tomato (*solanum lycopersicon* l.) cv. H-86 (Kashi Vishesh). *The Ecoscan* 2015: 7:7-15.
- [3] Abdel Razik , Al Dhafar, Z. M, Alqahtani, A. M, Osman, M. A., &Sweelam, M. E. Dissipation and Residues of Imidacloprid and Its Efficacy against Whitefly, Bemisiatabaci, in Tomato Plants under Field Conditions. *Molecules* 2022: 27(21): 7607.
- [4] Daraghmeh, A Amjad Shraim, Sameer Abulhaj, Ramzi Sansour, Jack C. Ng. Imidacloprid residues in fruits, vegetables and water samples from Palestine .*Environ Geochem Health*2007: 29:45–50
- [5] Sheikh,SA. Nizamani S.M, Panhwar A.A, and Mirani B.N. Monitoring of pesticide residues in vegetables collected from markets of sindh, pakistan. *Food science and technology letters*, 4(1) 2013: 41-45.
- [6] Kapoor U, Srivastava, M. K, Srivastava, A. K, Patel, D. K, Garg, V, & Srivastava, L. P. Analysis of imidacloprid residues in fruits, vegetables, cereals, fruit juices, and baby foods, and daily intake estimation in and around Lucknow, India. *Environmental toxicology and chemistr* 2013: 32(3): 723-727.
- [7] Hassan H, Elsayed, E, El-Raouf, A. E. R. A, & Salman, S. N. Method validation and evaluation of household processing on reduction of pesticide residues in tomato. *Journal of consumer protection and food safety* 2019:14:31-39.
- [8] Top Z, Tiryaki O, Polat, B. Monitoring and environmental risk assessment of agricultural fungicide and insecticides in water, sediment from Kumkale Plain, Çanakkale-Turkey. *Journal of Environmental Science and Health*, 2023:(4): 304-315.
- [9] Seyda Fikirdesici, Yakup Sedat Velioglu, and Pelin Aksu. Study of imidacloprid degradation on field-treated tomatoes using ozonation. *Journal of AgriSearch* 2015.
- [10] Mawtham M. M, Kaithamalai B, Angappan, S, &Kulanthaisami, S. Dissipation kinetics, decontamination and dietary risk assessment of imidacloprid residue in bitter gourd and soil. *Journal of Applied and Natural Science* 2022: 14(4): 1507-1517.
- [11] Naik R, Ratanamma, Sangamesh V, Pallavi, M. S Saraswati, M., Pavankumar, K. Hosamani, A Bheemanna, M.& Paramasivam, M. Determination of imidacloprid in brinjal and okra fruits, decontamination and its dietary risk assessment 2023: *Heliyon*, 9(6).
- [12] Costa, J. M, and Ed Heuvelink. Introduction: the tomato crop and industry. *Tomatoes*. Wallingford UK: CABI Publishing, 2005: 1-19.
- [13] Hassanzadeh, N A. Esmaili Sari, and N .Bahramifar Dissipation of Imidacloprid in Greenhouse Cucumbers at Single and Double Dosages Spraying. *J. Agr. Sci. Tech.*2012. Vol. 14: 557-564
- [14] Sharma P. C and Anil. Persistence of endosulfan on brinjal fruits and effect of washing on its residues under mid hill conditions of Himachal Pradesh. *Journal of Insect Science (Ludhiana)*.2010: 23(1):76-80.
- [15] Deka S. C, Barman N and Baruah, A. A. L. H. Effect of household processing on pesticide residues in some commercially important vegetables. *Bioprospecting of commercially important plants. Proceedings of the national symposium on*

- "Biochemical approaches for utilization and exploitation of commercially important plants", Jorhat, India. 12-14 Nov. 2004: 148-151
- [16] Zhang, Z.Y., Liu, X.J and Hong, X.Y.Effects of home preparation on pesticide residues in cabbage. *Food Control*.2006:18: 1484-1487.
- [17] Wheeler W. Role of Research and Regulation in 50 Years of Pest Management in Agriculture. *Journal of Agricultural and Food Chemistry*.2013: 50: 4151–4155
- [18] Yang, T., Doherty, J., Zhao, B., Kinchla, A. J., Clark, J. M., & He, L. Effectiveness of Commercial and Homemade Washing Agents in Removing Pesticide Residues on and in Apples. *Journal of Agricultural and Food Chemistry* 2017:65(44), 9744–9752. doi:10.1021/acs.jafc.7b03118
- [19] Balkan T, Yılmaz, Ö. Efficacy of some washing solutions for removal of pesticide residues in lettuce. *Beni-Suef Univ J Basic Appl Sci* 2022: 11,143 <https://doi.org/10.1186/s43088-022-00324-x>
- [20] Yari K, Seidmohammadi A, Khazaei M, Bhatnagar A, Leili M. A comparative study for the removal of imidacloprid insecticide from water by chemical-less UVC, UVC/TiO₂ and UVC/ZnO processes. *J Environ Health Sci Eng.* 2019 : 18;17(1):337-351. doi: 10.1007/s40201-019-00352-3.
- [21] Thuyet, D, Watanabe, H, Junghun OK. Effect of pH on the degradation of imidacloprid and fipronil in paddy water, *Journal of Pesticide Science*, 2013: 38 (4): 223-227.