

Review Article

Carbon Sequestration in Low Land Paddy Soils: Effect of Certain Cultural and Nutrient Management Practices: A review

Abstract

Carbon(C) is the only key to running in this worldly life and without carbon, nothing can be ensured, but the amount and form of C in different spheres of the earth make numerous changes. Changes in the carbon levels cause the lives of all living things. Soil carbon flux directly or indirectly affects the global climate and thus agriculture productivity. To ensuring the human rations, protection is intended for the rising populace worldwide, where the critical challenges in the agriculture sector are inevitable. Improved soil and nutrient supervisions and cultural practices are very imperative to tackling these troubles. Augmenting the productivity of various agro-ecosystems, soil productiveness, and carbon accretion via certain approaches become a must concern towards sustainable food production. "Paddy soils form the huge area of artificial swamplands on the earth, and serves as food basket for the world population also responsible for sequestering soil organic carbon potentially". Rice accounts for around 9-10 % of the total cropland area globally, and their environmental conditions are responsible for storing organic carbon in soil, methane (CH₄) production, and emit nitrous oxide (N₂O) in meager amount. The present review signifies the present and future potential agricultural management practices, particularly soil and plant nutrition and their effects on soil organic carbon storage (SOCS) and carbon sequestration (CS) by paddies grown under submerged conditions compared to other crops. Increasing carbon inputs and reducing SOC losses in low land paddy soils need attention as its concern with GHGs that implies direct causes of global climate. As future direction, life-cycle assessments of certain practices in low land paddy soils helps in assessing the carbon footprints and sustaining the crop productivity consequently mitigating climate change. With this view, this review study was taken to the life of carbon in the terrestrial ecosystem and its accumulation in low land paddy soils moderated by cultural and nutrient management practices adapted for rice production in low lands.

Keywords: Carbon sequestration, greenhouse gases, life cycle assessment, low land paddy soils, nutrient management, soil carbon pools

1. Introduction

The agricultural network supplies food and also remarkably carries carbon (C) in all nutrient element cycles naturally especially carbon and nitrogen. The agricultural production system (APS) produce greenhouse gases (GHGs) i.e. gases containing no CO₂, and APS alone accounts roughly 50 % of manmade emissions of GHGs (IPCC,2014). Global agricultural ecosystems (GAES) alone emits methane around 3.22×10^6 Gg CO₂-eq yr⁻¹ (FAO, 2020). In an agricultural ecosystem(AES), paddy fields are being vital parts and their potential harvest area accounts for more than 20 % of the entire area of cereal crop farming all-inclusive of global total (FAO, 2020). Since, long-drawn-out floodwater supervision, the soil has been kept in reduced condition (anaerobic) in rice growing periods that affords approving circumstances for methanogenesis. Rice paddies alone have the credit of 16 -18 % methane when accounting emissions from agricultural sources (FAO, 2020). Further, the inevitable challenge for the food producers in the future will be to convene the demand of increasing the global population's basic livelihoods (food, water fuel, energy, etc.). As soils are the heart of regulating the global carbon, water, and nutrient cycles also act as a sink for all these three keys of the natural ecosystem (Global Carbon Project, 2018). Among these three cycles, carbon plays a major role in deciding the other two via climatic disturbances (CDs). CDs directly or indirectly affect terrestrial carbon accumulation (TCA).TCA is decided by natural (soil and climatic) and artificial (manmade) circumstances. But, the world's soils are tired of producing more and more with green revolutionary fertilizer strategies and degraded the soils to very poor soil health status. Organic matter is the vital factor that upholds the soil health sustainably. Currently, employing more fertilizers and inadequate application of manures in agricultural crop production systems brought the soils with low organic carbon content thus soil health index is drastically reduced. Implementation of diverse farming systems might have either positive or negative effects on addition of carbon by influencing the amount as well as nature of crude or processed organic materials added to soil and pace of decomposition.

Although using high nutrient responsive crop varieties and increased use of chemicals fertilizers tied with better irrigation amenities, the production and productivity of crops increased significantly.

On the other hand, yield of crop may either idle or rundown due to the destitute use efficiency of sources, nutrient removal, and soil deprivation. Stumpy soil organic carbon content of cultivated / cropped soils (0.1 to 0.5 %) and quality of carbon is the prime cause of turn down the soil quality and crop productivity. Though, the labile carbon pool entails straight brunt on nutrient supply as well as crop yields. A highly intractable or inert carbon pool contributes to the overall carbon stock, also productivity and quality of soil moderated by microbial actions (Lal, 2008 ;Singh et al.,2018). Thus, nutrient management practices have to be premeditated in such a way as to transfer a considerable quantity of carbon pools from active to stable pools to augment the organic carbon content in the soil i.e. as per the soil continuum model (SCM) given by Lehmann and Kleber(2015); progressive decomposition of organic matter by biotic resources playing a vital role C accumulation in soil via humic substances addition in different soil layers. There are several pieces of evidence indicated that various fractions of SOC play a key role in upholding the quality soil environment and crop yield (Kundu et al., 2019); agronomic practices are probably to contour carbon retention in soil by disrupting soil aggregates which provide an enhanced entree for the decomposers thus gradual reduction in soil organic carbon content (Baveye et al.,2018;Wilpieszski et al.,2019). Numerous lessons from research reports have indicated that “a strong positive relationship between the amount of carbon incorporated annually into the soil and soil organic carbon content” (Oechaiyaphum et al.,2020 ; Janiola and Marin 2016; Bhavya et al., 2017). Hence, carbon management of a given crop production system provides information to indicate whether such a production system is a carbon restorative one or not; whether it is responsible for climate change and global warming via emitting CO₂ in the atmosphere.

In consequence, the perceptive of the soil organic carbon dynamics (SOCDys) and their fractions in various soil types needs to be understood to make them healthy and sustainable. Adoption of management practices like organic farming with the addition of

natural green and brown sources, and other sources of nutrients returns a good amount of carbon to the soil that enhances carbon input in soils (Ravikumar et al.,2021). When organic amendments are added to the soil, a very small portion of them are stabilized against microbial attacks as soil organic carbon and then distributed into different carbon fractions. The real picture of overall sustainability in nutrient management practices (NMPs), however, continues to face many challenges. Globally, agricultural activities release approximately 78 Gt (78×10^{15} g) C year⁻¹ by mineralizing soil organic matter (Banger et al., 2010). For illustration, agricultural practices usually increases crop yields up to the harvest index remains steady and the system should balance the carbon inputs. But, agricultural practices (cultural and nutrient management) leading to the increased decomposition rate of soil organic carbon (Mahal et al.,2019) there by depleting the soil organic carbon drastically. Hence, amalgamating inorganic and organic nutrient sources for crop production might be a viable option for meeting both soil and crop productivity as well as to sustaining the soil health along with a shift in cultivation practices especially in paddy soils. Amongst cereals, rice is one of the most important crop grown globally and hence improving carbon storeroom in paddy fields is crucial under extenuating global warming situations (Liu et al.,2021). The carbon storage and C sequestration potential of paddy soils is to be studied critically to get the exact carbon footprint. Consequently, while appeasing rice production, adoption of cultivation practices must increase the carbon pool quantum and reduce non-CO₂ gases emission will be a crucial measure to ensure and coping with global climate change. Previous research reports emphasized the impact of NMPs on carbon management in different cropping systems, but only scarce information on low land paddy soils (LLPS). In this article, we review literature on C depletion, C sequestration in terrestrial ecosystem and the effect of various cultural and nutrient management practices on carbon sequestration in low land paddy soils by detailing and discussing the aspects of cultural and NMPs to sequester carbon in the soil, CO₂ evolution, CH₄ evolution, and carbon dynamics in low land paddy soils (CarDy-LLPS) to enlightening the future nutrition management studies in rice crop both in low land and upland conditions to pave a new direction of carbon management through life cycle thinking (LCT) of resources to be used to mitigate climate change and global warming.

2. Carbon depletion (CarDn) in soils

Naturally soils have a sizeable mass of soil organic carbon i.e. global terrestrial organic C pool accounts for $2.27- 2.77 \times 10^{15}$ kg of C in the top 3 m soil (Jackson et al.,2017) . The extent and properties of organic carbon pool depend on the properties of soil, soil development processes, relief / topography, and other characteristics including climatic factors. Range of SOC pool in virgin soils or natural vegetation between 40 - 400 Mg C/ ha was reported by Post et al., (1982); USGCRP 2018 reported that a change SOC pools from -72 to 253 Pg. Shifting from natural ecosystem to agricultural system can quickly worn-out the soil organic carbon. The degree of depletion ranges from 50 – 75 % next 5 to 20 years after deforestation in tropical soils then temperate soil which take 25 - 50% over 20 - 50 years was reported by Lal, (2004a).Perhaps global decrease in SOC of 5% in the upper 3 m would result in 117 Pg of C released into the atmosphere, causing an increase in the atmospheric C pool (829 pg in 2013) reported by Nave et al.(2018). Depletion rate may get elevated as inputs of carbon as well in certain administered ecosystems i.e. addition of organic materials may be lower than the outputs like mineralization, accelerated erosion, and leaching losses in sub soil too (Zhang et al.,2013;Sarkar et al.,2018). Further, carbon depletion occurs in a higher level in structure-less soils certain areas (tropic and sup-tropics) of the world due to their unfair properties coupled with lesser biomass production. Rainfall and runoff erosivity get intensified with relief and topographic characteristics thus leading to depletion of soil organic carbon at a higher rate.

Whereas in agricultural systems, inputs and outputs are maintained in a balanced way results lower SOC depletion than practices where this balance is ignored. Organic carbon depletion in soils commonly higher under plow-based system of soil preparation than no-till system. As well as higher in systems where crop residues not returned to soil, and other bio-sources than mulching based system, and imbalanced casual use of organic amendments. The exhaustion of the soil organic carbon pool adversely influences the atmospheric CO₂ concentration (La, 2006 ; Lal et al.,2011). A relentless exhaustion of the SOC pool causes soil quality; unconstructive nutrient and water balance deteriorate further

higher fatalities to soil by rigorous runoff, elevated soil evaporation, and decline soil biodiversity particularly earthworms. Deprived soil quality condenses the net prime output as a result the amount and quality of biomass returned to the soil get reduced and heighten the reduction of soil organic carbon pool. Soil organic matter (SOM) turnover and carbon depletion (CD) directed by CO₂ equivalent emission (Padbhushan et al.,2020) and apposite management practices be able to improves the SOC (Ghimire et al., 2017; Sharma et al.,2019). Thus, attention needs to curtail the carbon depletion to revive the different soil ecosystems of the global agro-climatic regions, especially in low land cropping systems by conserving more carbon in soil than atmosphere. Here, studying energetic of crop production systems helps to curtail soil carbon depletion and helps to increase accretion carbon in soil. This can be achieved through life cycle analysis of products that we wanted and it helps to identifying the best possible ways reducing carbon depletion in soils using climo-sequential and or chromo-sequential approaches in paddy soils of the world. Yet there are several limitations to assessments in broader scale such national and global assessment of C depletion in terrestrial ecosystems.

3. Carbon sequestration (CS)

3.1. Terrestrial carbon capture (TCC)

Relocating CO₂ from atmosphere to terrestrial pool (carbon capture) in order to that CO₂ impounded is not instantly released atmospheric air. “Three predominant components of terrestrial C sequestration/capture include soil, biota, and biofuel” (Figure 1). Soil organic carbon pool increment may be calculated to a depth of 2 meter owing to determine the changes in SOC pool induced by management practices (Lorenz and Lal, 2005). Further increase in SOC pool can be identified either by fixed depth or equal soil mass basis in main land utilization and soil management systems. Changes brought by management practices may occur in labile, intermediate, or passive carbon fractions of the SOC pool. Variation in the labile fraction can occur in short phase; whereas in the intermediate and passive fractions may be take time with certain known soil carbon capture processes. Perfection in soil structure and stable micro-aggregates formation are the first-

rate processes in terrestrial carbon capture (TCC) (Tisdall and Oades, 1982; Six et al., 2000; Bossuyt et al., 2002). Micro-aggregate dynamics and stabilization of macro-aggregates received enduring effects from humic substances and other importunate composites (Gale et al., 2000), in that way encapsulating and protecting organic matter against microbial activity, clay content, and mineral compositions all have a strong contact on formation of soil aggregates (Bavaye et al.2018; Wilpiseski et al.,2019). Additionally, the total soil organic carbon (TSOC) content increases by aggregate size growth (Beare et al., 1994 a,b). Humification efficiency of biomass carbon (HuEBC) depends on certain factors like climatic conditions, properties of soil, tillage type, and available soil nutrients. HuEBC is always higher under cool and humid climates than warm and dry. In addition, humification efficiency(HuE) of clay soils higher than that of coarse textured soils and HuE strongly inclined by available nutrients since C is only one that build humus, the others elements being nitrogen(N), phosphorus(P), sulphur(S),zinc (Zn),copper(Cu) etc. Himes (1998) reported that sequestration of 10 Mg of C in crop residue into 17.241 Mg of humus would require 28 Mg of C in 62 Mg of oven-dry residue and it would require 833 Kg N, 200 Kg P, and 143 Kg S.

Thus, humification of residue carbon cannot occur if essential nutrients such as N, P, & S become unavailable in soil. The residual carbon conversion into soil organic carbon expected to be 14 – 16 % and 30-32 % without and with the application of fertilizer, respectively. SOC stocks through low residue applications similar to with and without fertilizer applications. Conversely, when the organic addition rate is high, additional SOC accumulation can be occurred only if additional fertilizer is applied to the soil. The rate fertilizer N application and placement have a significant impact on SOC sequestration rate (SOCSeqR) (Gregorich et al., 1996; Wanniarachchi et al., 1999). Illuviation and translocation of C into subsoil horizons is another important mechanism in SOC sequestration. Deep translocation, away from the zone of anthropogenic and climatic disturbances, it can occur as a result of bio-pedoturbation by earthworms (Lavelle and Pashanasi, 1989) and termites, and profound development in root system (Lorenz and Lal,

2005). Several factors augment SOC pool upon conversion to a restorative crop and land use and adoption of recommended management practices (RMPs).

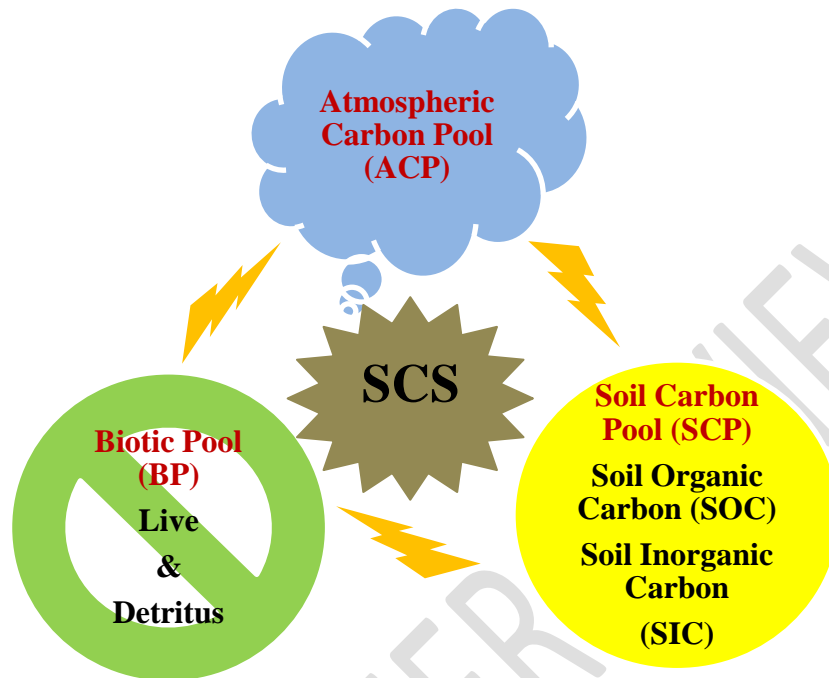


Fig 1. A critical balance between atmospheric, soil, and biotic carbon pools [Soil Carbon Sequestration (SCS)]

In general, structurally-active or expansive soils have a higher SOCSeq capacity than structurally inert soils such as Kaolinitic clay, low surface area, low aggregation, etc. Soils formed on low slope or terrains that are less or not prone to erosion and make positive soil moisture and temperature regimes which sequester more SOC than soils of highly vulnerable to erosion. Land use is an important factor and on the whole, perennial land use practices causes less soil disturbance and adds higher biomass that enhances SOC pool more than seasonal crops, significantly. Ecosystems with high productivity, continuous ground cover and fewer disturbances have a high SOC pool and vice versa. Whereas, the low land paddy production system differs in sequestering carbon under anoxic and oxic conditions. Soil types also inclined the carbon accumulation in paddy fields unlike other crops or crop ecosystems. For instance low land paddies are able to convert approximately 30 -35 % atmospheric carbons and hydrogen as carbohydrates by photosynthesis which is

more effective practice of carbon dioxide removal (CDR) than growing trees of equivalent area considered. Further, anoxic and or hypoxic conditions in LLPS altered through addition of nutrient elements through organic or inorganic fertilizers, regenerates the various biogeochemical cycles. Which in turn, enhances capture the above ground carbon more significantly by means of higher biomass productivity while comparing the unfertilized paddies. Hence, rice productivity flux assessment is required for each agro climatic zones according to blanket recommendation of fertilizers and sources used with respect to crop duration. Further, the biomass produced (carbon captured) and carbon evolved (methane) has to be calculated as carbon credit/foot print for assessing the effectiveness management practices on carbon flux in LLPS.

3.2. Soil inorganic carbon sequestration (SICS)

Soil inorganic carbon (SIC) pool is considered to be an inevitable part of carbon farming (Schlesinger 1982, 1997), and the SIC pool typically encompasses carbonates. Pedogenic or derived carbonates development is an input mechanism of soil carbon sequestration. Monger (2002) illustrated four mechanisms that forms derived or secondary carbonates: “(a) dissolution of existing carbonates in the upper layers, translocation onto the sub-soil, and re-precipitation with cations added from outside the ecosystem (Marion et al., 1985), (b) rise of Ca^{++} from shallow water table by capillarity and subsequent precipitation in the surface layer through reaction with carbonic acid formed through dissolution of CO_2 in soil air (Sobecki and Wilding, 1983), (c) carbonate dissolution and re-precipitation in situ with the addition of cations from elsewhere (Rabenhorst and Wilding, 1986), and (d) carbonate formation through the activity of soil organisms (e.g., termites and micro-organisms)” (Boquet et al. ,1973; Monger et al., 1991; Zavarzin ,2002). In some soils, secondary carbonates forms at the depth of one meter or even deeper, particularly if dynamic organic matter deposit in the subsoil layers by plants with profound root system. The suspension of carbon-dioxide into carbonic acid amplifies by raise in easily decomposable biomass in the sub-soil either added from decaying roots or crop residues, compost, etc. In all the four processes stated previously, the cations (Ca^{+2} , Mg^{+2}) enter from outside the system through weathering of bedrock, fertilizer applications,

irrigation, run-on water, dust deposition, and applications of organics. An enhanced microbial action is also vital to underpin these processes. Leaching of carbonates (CO_3) into the groundwater is a supplementary mechanism in SIC sequestration and it is very crucial when waters unsaturated with $\text{Ca}(\text{HCO}_3)_2$ are used for irrigation. This mechanism is extremely relevant to 275 M ha of irrigated cropland in arid and semi-arid regions of the world and 50 % of this area includes paddy lands. Adoption of certain management practices to enhance crop yields and reclaim salinized soils (e.g., use of gypsum, application of compost, biochar, and other wastes) accentuate the leaching of bio-carbonates, particularly if no carbonates are found in irrigation water. The use of lime to acidic soils is another important factor that needs to be addressed on SIC dynamics in agricultural soils. However, a sizeable fraction of dissolved lime on agricultural soils may be leached and re-sequestered by natural carbon cycle. West and McBride (2005) used IPCC (2000) data and reported that a net emission from the application of lime on agricultural soils is 0.12 and 0.13 Mg C per Mg of limestone and dolomite, respectively. The function of SIC sequestration on soil C dynamics with climate change is less understood than that of SOC sequestration, especially under low land paddy production systems. There is a strong need to assess the development of secondary carbonates, the leaching scale, and the impact of land use and management on overall SIC dynamics because the paddy soils of the world cannot be omitted when thinking of carbon both above and below ground.

4. Carbon sequestration in low land paddy soils (CS-LLPS)

Carbon sequestration is a vital phenomenon of the present obscure world of climate change where it helps in carbon trading and mitigating greenhouse gases (CO_2), to improve soil quality for profitable crop production and arrest the degree of land degradation. Farming soils, being depleted of huge quantity of organic carbon as a result of cultivation, have significant potential to sequester atmospheric CO_2 . Carbon sequestration is highly related to the soil management system which contributes a lot to improving soil carbon status. Sequestering carbon in agricultural soil or plants to reduce the impact of CO_2 emission can be accomplished by producing more biomass within a given period, tillage

reduction to maintain the soil organic matter, and adding up an external carbon source to the soil.

Methane (CH₄) and carbon dioxide (CO₂) are the two most radioactively imperative greenhouse gases attributable to human activity. Collectively they account for approximately 80% of the total 2.5 W m⁻² increase in radioactive forcing caused by the anthropogenic release of greenhouse gases in the industrial age according to IPCC (2001). Six *et al.* (2006) reported that some cultivation regimes results in larger SOC levels compared to the native state and reported that the potential of carbon sequestration in agricultural soils (54 Pg carbon) that act as a major sink for the ever-rising atmospheric CO₂ levels seems rather slight, but really need a fresh approach to curtail. Dlugokencky *et al.* (2001) and Cunnold *et al.* (2002) reported that the dominant increases are from wetlands (22-23 Tg yr⁻¹ total) and rice (6-11 Tg yr⁻¹). Monika *et al.* (2002) exposed that carbon dioxide is the key greenhouse gas and account for 60% of the total greenhouse effect globally. The SOC sequestration potential of rice accounted as 401 kg C ha⁻¹ y⁻¹ with 3.96 t ha⁻¹ rice yield, and C input by means of crop residues around 2.67 t ha⁻¹ year⁻¹ (Jarecki and Lal (2003). Paddy soils in China have reported a greater potential of C sequestration than upland cultivated soils and a notable trend of C enrichments recorded in paddy soils (Pan *et al.*, 2003). Lal (2006) reported that by using the Recommended Management Practices (RMPs) it is possible to increase the SOC content and boost the yield of 15-25 kg ha⁻¹ year⁻¹ at least with 0.5 Mg C ha⁻¹ year⁻¹ SOC pool in soil. Verge *et al.* (2007) reported that methane emissions of rice paddies were 705 Tg CO₂ equivalent and 732 Tg CO₂ equivalent, compared to global emissions of 845 and 898 Tg CO₂ equivalent, respectively during 1990 to 2000 in Asia. Franzluebbers (2010) observed that soil organic carbon (SOC) sequestration was 0.45 ± 0.04 Mg C ha⁻¹ yr⁻¹ with conservation tillage compared with conventional tillage cropland. Stratification of SOC with depth notified in conservative agricultural practices and appears to be connected with controlling of soil erosion, improving water quality, and appropriation of soil organic carbon.

Soil carbon sequestration was higher under the combined treatments with higher carbon input (Zhang *et al.*, 2011). For instance, the NPKS treatments plus incorporating

low quantity of rice straw accumulated carbon rates of 0.20 to 0.23 t ha⁻¹ year⁻¹, whereas the combined treatments of pig manure and green manure input obtained 0.22 - 0.88 t ha⁻¹ year⁻¹. Therefore, adapting to restorative land use patterns (LUP) and recommended management practices (RMPs) can significantly improved the SOC pool, soil quality, and agronomic productivity. Further, sequestering carbon in soils through various agro-ecosystems helps to ensure global food security, enhance soil resilience to adapt to extreme climatic events and mitigate climate change by offsetting fossil fuel emissions (Lal *et al.*, 2011). Soil organic carbon stock (SOCS) and sequestration rates were positively correlated with cumulative C input, and with sustainable yield index (SYI) of rice and lentil (Srinivasarao *et al.*, 2012). Applying NPK + FYM, and NPK + PS sequestered higher carbon in the Kharif season compared to control (Ghosh *et al.*, 2012). Application of NPK either as inorganic form or combining inorganic fertilizer and organics significantly improved the SOC, particulate organic carbon (POC), microbial biomass carbon (MBC) concentration and their sequestration rate (Nayak *et al.*, 2009). Shanthi *et al.* (2013) reported that soil organic carbon (SOC), particulate organic carbon (POC), and microbial biomass carbon (MBC) were found to be greater with biochar when compared to other organic manure application. The application of biochar considerably influenced the growth profile and grain yield of the rice plants. Apart from the addition of organic materials plus inorganic fertilizers, paddies grown in lowland and upland areas have significant differences in the pathways of C dynamics. (Fig.2.).The pathways of C additions in paddy lands fluctuate with temperature and microbial activities. From the report of Chen *et al.* (2021), it was evident that low land paddy fields under anoxic conditions have lower microbial-derived SOC but more CH₄ than upland crop vice versa.

Carbon (C) gains in fertilized soils due to nitrogen and other nutrients stimulating plant growth and rhizo-depositions thus mounting soil C input rates (Liu *et al.*, 2019). Addition of fertilizer nitrogen can also encourage soil C storage via slow decay of plant debris and soil organic matter (Chen *et al.*, 2018; Zhu *et al.*, 2018). In particular, “N additions might reduce the microbial N mining, whereby nutrient-poor conditions stimulate recalcitrant SOC decomposition by N-acquiring microbes” (Moorhead *et al.*, 2006; Li *et*

al., 2017). Moreover, organic fertilizers are extra C input into the soil and kindle the series of microbial communities favorable to SOC accumulation (Cui et al., 2020). Conversely, in addition to previous findings, considerable differences in SOC stocks were recorded between organic sources and integrated application of organic and inorganic fertilizers (Bhardwaj et al., 2019). Higher nitrogen and other nutrient levels increases the microbial growth on the available C pools, thus more microbial necromass can be produced, as it is the main component of soil organic matter(SOM) and augments the C pool in soils.

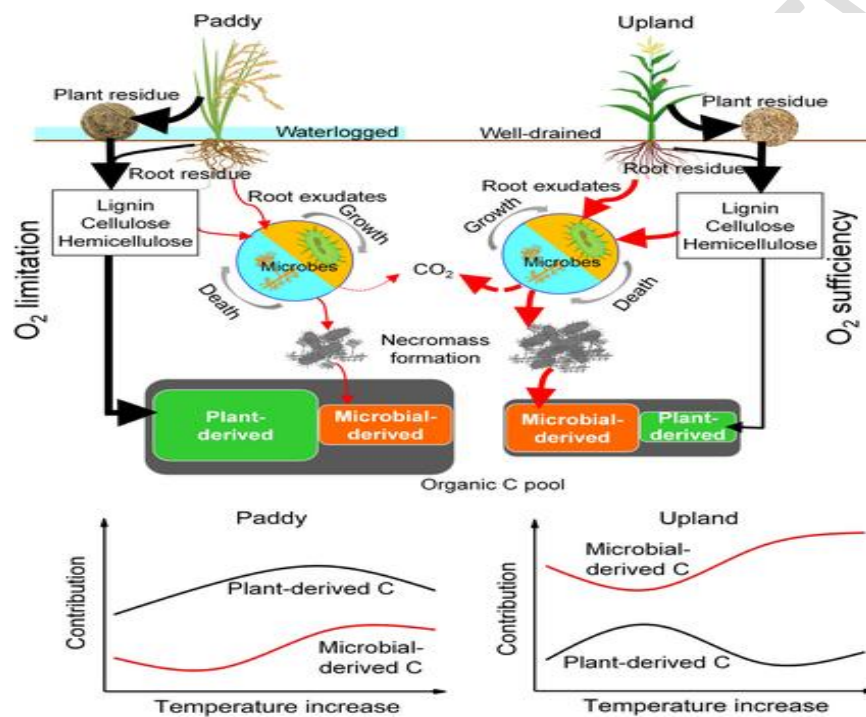


Fig .2. Contrasting pathways of carbon sequestration in paddy and upland soils

(Diagram adapted from Chen et al., 2021)

[Diagram illustrating the formation of SOC in waterlogged paddy and well-drained upland. Black and red arrows represent the pathways of plant- and microbial-derived C, respectively. The size of the arrows reflects the intensity of the pathways. The weaker microbial respiration (CO_2 release) in O_2 -limited paddy than in O_2 -sufficient upland was previously reported by Deng et al. (2021). The pool size of SOC in paddy is larger than that in upland. Paddy soil is enriched with a greater proportion of plant-derived C, whereas upland soil is more replenished by microbial-derived C. Complementary patterns between plant- and microbial-derived C in response to MAT occur in upland but not in paddy soil [Chen *et al.*,(2021)]

4.1. Evolution of CO₂ in low land paddy soils (CO₂-LLPS)

Carbon mineralization and carbon dioxide (CO₂) evolution have huge impact on the global carbon cycle (GCC) and function of global bioregulators (IPCC, 2001). Soil respiration is more rapid with an increase in temperature from lower (5°C) than from mean (15°C) temperature (Qi *et al.*, 2002). CO₂ evolution under intermittent drainage has certain process that may cause CO₂ progress in lowland soils. Rice crop residues incorporated into soils with optimum conditions decomposed rapidly (Puttaso *et al.*, 2011) and led to an increase in CO₂ evolution. Rice plants elevated CO₂ under Open Top Chamber (OTCs) conditions and indicated that methane emissions were significantly higher under CO₂ of 750 μmol mol⁻¹ by 33 to 54 percent over the ambient CO₂ of 380 μmol mol⁻¹. These facts suggest that an alarming increase in atmospheric CO₂ may further increase the methane emission from rice fields (Rajkishore *et al.*, 2013). For instance cumulative evolution of carbon dioxide flux was higher in cow dung (854 mg kg⁻¹) compared to cow dung + Rice Straw (828 mg kg⁻¹) and Cow dung + lime treatments (780 mg kg⁻¹). This fact signifies that amendments which encourages rapid decomposition and increases the CO₂ level that progressively lead to increase methane production in low lands. A considerable higher yield-scaled global warming potential (GWP) emerged with Indica rice varieties (1101.72 kg CO₂ equiv. Mg⁻¹) than japonica rice varieties (711.38 kg CO₂ equiv. Mg⁻¹) reported by Naher *et al.* (2014). And the addition of 75 percent N + *Cyanobacteria* significantly increased CO₂ evolution (185.36 mg CO₂ g⁻¹ dry⁻¹) compared to control Abbas *et al.* (2015). Further, the maximum rice yield enhancement was observed on 600-699 ppm CO₂ than lower or higher elevated CO₂ levels (Zheng *et al.*, 2014; Wang *et al.*, 2015). Therefore, from the above facts and reports it is understood that residue decomposition, amendments and rice varieties too influences the carbon dioxide evolution consequently methane then in lowland paddy soils. Hence, there is concern in managing rice productivity via carbon and water foot prints and or life cycle analysis of lowland rice production systems for effective carbon neutral path in said cropping systems.

4.2. Evolution of CH₄ in low land paddy soils (CH₄-LLPS)

Paddy soils accounts for 10 % of the global atmospheric methane (Jing et al., 2018). Flooding tend to trim down C mineralization and augment methane (CH₄) fabrication; and CH₄ production may be affected in an anaerobic soil environment when flux in temperature. For instance methane evolution from plot treated with urea ranged from < 30 g ha⁻¹ day⁻¹ in early growing season to 12.04 kg ha⁻¹ day⁻¹ 63 days and the daily rate over the 77th day of sampling period was 4.6 kg CH₄ emitted ha⁻¹ day⁻¹ (Lindau *et al.* (1993) and CH₄ emissions ranged from 4 to 26 mg of C m⁻² h⁻¹ in a rice paddy (Adhaya *et al.* (1994). Both reports opined that fertilization to paddy fields influenced the carbon mineralization and CH₄ production under submerged conditions. Further, rising atmospheric emissions straightly associate with soil sand content of 18.8% to 32.5%, that influences the seasonal methane emissions ranging from 15.1 g m⁻² to 36.3 g m⁻² (Sass *et al.* (1994). Evidences showed that CH₄ from rice fields of 3.32 Tg CH₄ (2.49 Tg CH₄-C) each year contributes about 3.4 percent to the global methane budget due to rice cultivation. Rice cultivars showed a difference in CH₄ emission, such as, the average seasonal methane emission was 22.8 g CH₄ m⁻², for higher-emitting cultivars and it was ranging from 8.0 to 41.0 g CH₄ m⁻² and 17.7 g CH₄ m⁻², for lower-emitting cultivars it was ranging from 1.7 to 28.4 g CH₄ m⁻², respectively (Ding *et al.* (1999). Here, the reported results proved that apart from fertilization and soil solids, rice cultivars also affect the methane flux in lowland paddy soils. Where, breaking mono-cropping can reduce the CH₄ evolution i.e. after certain period of planting vegetables, the CH₄ emissions from a single early growth rice paddy field in Guangzhou were as low as 0.21 mg CH₄ m⁻² h⁻¹ (Lu *et al.* (1999) compared to rice mono cropping. Low land paddy soil hourly emission ranged from 0.65 to 1.12 mg of C m⁻² h⁻¹ and average emission values approximately 21.4 g of C m⁻², as influenced by plant variety and growth environment was reported by Mitra *et al.* (1999). Dise and Verry (2001) reported that methane emission from the NH₄ and NO₃⁻ N amended fields (mean of 256 mg CH₄ m⁻² d⁻¹) were not much differed from that of controls measured on the same day (mean of 225 mg CH₄ m⁻² d⁻¹); this report rise a question of

criticism whether fertilization have influence on methanogenesis or not? Since many research reports opined that fertilization did.

Methane flux have connection with water management i.e. the maximum seasonal emission from continuous flooding (35.81 g m^{-2}) and the minimum from multiple aerations (intermittent irrigation) (16.91 g m^{-2}), which is only half of the continuously flooded fields (Smakgahn *et al.* (2003). Decline in CH_4 evolution rates at harvest was due to the obstruction of conduits in CH_4 evolution through rice plants not due to the decrease in CH_4 evolution in soil (Kimura *et al.*, 2004). The Taiku region emitted an equivalent of 5.7 Tg C from 2.3 M ha^{-1} of paddy rice fields during 1982-2000, with an average CH_4 flux ranging from 114 to 138 $\text{kg C ha}^{-1} \text{ y}^{-1}$ (Zhang *et al.*, 2009). Khosa *et al.* (2010) observed that the methane flux was low in bare soil (0.04 and $0.93 \text{ mg m}^{-2} \text{ hr}^{-1}$) and transplanting of rice doubled the rate of methane emission (0.07 to $2.06 \text{ mg m}^{-2} \text{ hr}^{-1}$) in control plots with no organic amendments. CH_4 emission from natural wetlands in mainland china is 2.35 Tg $\text{CH}_4 \text{ yr}^{-1}$ (ranging from 2.12 to 2.86 Tg $\text{CH}_4 \text{ yr}^{-1}$) with 2.16 Tg CH_4 emitted during the growing season and 0.19 Tg CH_4 during the non-growing season (Chen *et al.*, 2013). Nungkat *et al.* (2015) reported that the methane emission due to the application of organic manure @ 10 t ha^{-1} and Azolla @ 2 t ha^{-1} to paddy fields was arrayed from 509.82 to 791.34 kg CH_4 per hectare. Further, organic fertilization have effects on soil mineral nutrition and functional microorganisms and steer mitigating GHG emissions from paddy soils (Xinxin *et al.*, 2022). Further, the evolution of carbon dioxide and methane was well detailed by Debusk *et al.* (2001) in wetland ecosystems. In wetlands, the role of integrating nutrient supply thorough various organic and inorganic sources and cultivation practices plays a vital work in carbon mineralization potential. C dynamics or progression under aerobic and anaerobic situations influenced by the bio-fertilizers and mineral fertilizers in accordance with site factors inconsequence affects carbon accumulation and or methanogenesis. However, the progression of carbon under wet and dry conditions too differs with both soil and atmospheric temperatures. In addition to that biogeochemical cycles of nutrient elements affect the microbial biomass carbon, energy levels and end products of its own. Thus cyclic processes of nutrients directly

and indirectly make a flux in carbon genesis under different soil environments. Hence, carbon accrual need to be explored with different soil-water –plant atmospheric continuum processes.

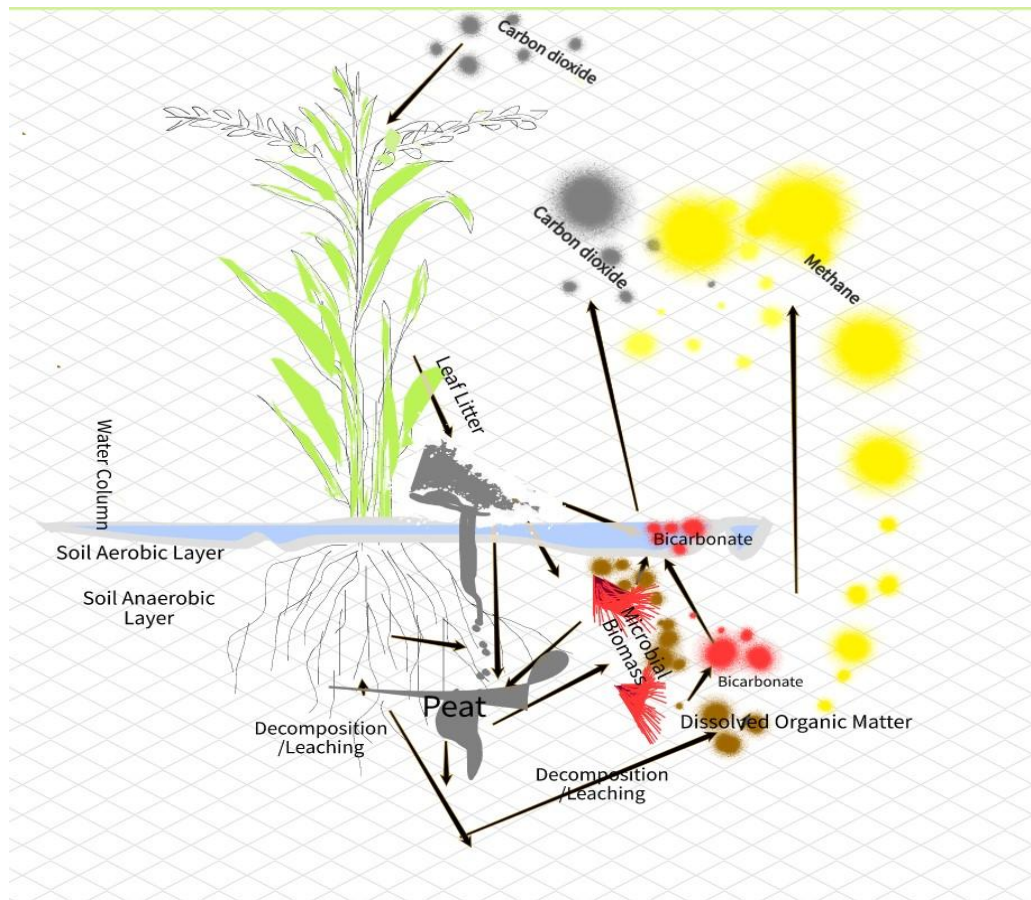


Fig.3. Carbon progression in wetlands

4.3. Carbon dynamics (CarDy) in low land paddy soils (LLPS) and cultural and nutrient management practices (NMPs)

Land use and nutrient management practices have great impact on soil properties mainly by regulating organic pool (nature and amounts of organic matter) in the soil. Certain soil physical properties determined by the soil organic matter along with soil texture classes. SOC circulations within different pools are as important as understanding its dynamics and diverse role in different ecosystems. Soil organic carbon content reveals

sizeable spatial variability, both parallel according to land use and perpendicularly within the soil profile. It shrinks with depth in spite of of vegetation, soil texture, and clay particle size (Trujilo *et al.*, 1997). Continuous application of manures, especially FYM over a period increased the organic carbon content of the soil (Kenchaih,1997). Pascal *et al.* (1997) reported that the addition of organic materials and off-farm sources like municipal solid waste, sewage sludge significantly increased the values of biomass carbon, basal respiration biomass C / total organic C ratio, and metabolic quotient ($q\ CO_2$) indicating the activation of soil microorganisms. Carbon is continuously incorporated into the microbial cells (assimilation) range from 20-40 % under anaerobic conditions and the rest is mineralized. Here the gap between assimilation and mineralization decided by microbial groups. As aerobic bacterial assimilation is only 5-10 % but fungi may assimilate 30-40 %. Hence, the soil microbial biomass is a sensitive indicator of soil fertility than the soil organic matter since it responds readily to change in the soil physicochemical environments as it is responds quickly to changes in soil management practices (Shibahara and Inubushi, 1997) and it is often used as an indicator of soil quality (Sparling, 1997).

Significant increase in the organic carbon content of sandy clay loam soil from 0.61 to 0.92 percent due to the addition of FYM along with nitrogenous fertilizers (Babu and Reddy, 2000). Microbial biomass carbon decreased with plant growth and there was no difference between planted and unplanted soils in flooded conditions (Witt *et al.*, 2000). Further, dissolved organic carbon (DOC) in root zone soil was significantly enriched by organic carbon released from rice roots Kenchaih (1997) and raise in DOC with plant growth point up the increase in C substrate which was readily available for microorganisms Lu *et al* (2000a, 2000b). Integrated use of organics via FYM and crop residues enhanced the organic carbon content of soil (Kanchikerimath and Singh (2001) and Zinati *et al* (2001) observed that the combined application of chemical fertilizers and compost increased the biologically active soil organic carbon such as microbial biomass carbon (MBC), and mineralizable carbon (MC) and microbial biomass C (MBC) increased with plant growth and with an increase in air CO_2 concentration (Hoque *et al.*,2001; Inubushi *et al.*, (2001). Kharub *et al.* (2004) stated that green manure alone or in

combination with straw incorporation could be effective in increasing the carbon content by 13.6 and 26.7 percent. Bhattacharaya (2004) revealed that the application of 50% NPK plus FYM @ 10 t ha⁻¹ increased the organic carbon content of the soil. Ramesh and Chandrasekaran (2004) studied the green manure (GM) crop (*Sesbania rostrata* Berm) in a double rice cropping system per year and found that the trials with GM resulted in maximum SOC content of 10.63% increase compared to control for two years. Labile carbon pools of soil carbon are key processes as they fuel the soil food web and therefore greatly influence nutrient cycling for maintaining soil quality (Zou *et al.*, 2005). Banwasi and Bajpai (2006) stated that the application of 50% NPK + 50% N through green manuring increased the organic carbon content of the soil. Chalwade *et al.* (2006) identified that organic manures application alone and or in combination with inorganic fertilizers resulted a boost up in organic carbon content from 0.53 to 0.65 percent in soil. Soil organic carbon content in fertilized plots as compared to unfertilized plots due to C addition through the roots and crop residues had higher humification rate constant and lower decay rate Kundu *et al.* (2007) and Mandal *et al.* (2008) perceived a decline in soil organic carbon (SOC) in the control treatment, whereas balanced fertilization with NPK maintain SOC, significantly. Abid and Lal (2008) also showed a higher concentration of C and N in macro-aggregates compared to those in micro aggregates.

Role of time and fertilizer application and their function on the SOC content from a long-term study involving 36 cropping seasons of double rice cropping in India was reported by Mandal *et al.* (2008). And their results identified that applying NPK fertilizers, and NPK + compost increased the total C content in the soil by 33.5 % and 54.9 % compared to the control of 28.5 Mg C ha⁻¹. To understand these processes TOC can be separated into the “labile (or actively cycling) and stable (resistant or recalcitrant) pool”. The labile carbon pool of TOC have rapid turnover rates which affect very fast oxidation of these pools as carbon dioxide from soils to the atmosphere. The labile carbon pool of carbon has been the main source of nutrition that influences the quality and productivity of soil (Majumdar *et al.*, 2008; Mandal *et al.*, 2008). Islam *et al.* (2010) observed an insignificant increase in soil organic matter (SOM) due to the application of organic

residues. However, long-term application of organic residues is expected to increase SOM in tidal flooded soil and rice fields. Application of chemical fertilizer decreased soil microbial biomass carbon (MBC) and soil water-soluble organic but significantly increased mineralizable carbon (MC). Bhabesh *et al.* (2010) reported that the application of inorganic fertilizer to rice-niger cropping sequence notably improved the soil enzymes and soil microbial biomass carbon. Bruns (2013) noticed in a field experiment that yard waste compost derived from shrubs and garden cutting @ 10 t ha⁻¹ carbon increased the content of MBC, N and P. Kusro *et al.* (2013) found that application of a recommended dose of 100 percent NPK + FYM @ 5 ton ha⁻¹ gave an increase in organic carbon (0.673%) when compared to control (0.504%). Zhang *et al.* (2015) observed the effect of chemical fertilizers (N, P, and K) with livestock manure, crop residues, and green manure on soil enzyme activities and microbial characteristics of paddy soil in China and reported that N, P, K + livestock manure and N, P, K + straw significantly increased the organic carbon, available P, phosphatase and microbial carbon in the soil. Cultivation practices enhanced the decomposition rates of organic carbon via microbial degradation. And also make flux in soil properties and exposure of sub soil layers etc., which also lead to increased rates SOC thereby carbon stock increased and recued carbon output was realized was evidenced from the above review. Further, nutrient additions influenced the carbon sequestration rate in paddy soils especially with N additions. In addition to that, CS more when soil is low in fertility where carbon input increased through biomass production but c decomposition decreased due to fertilizer additions. From the review reports, it was identified that soil carbon addition is not only depends on the cultivation and nutrient management practices but other key environmental factors that greatly flux the C accumulation under submerged conditions i.e. low land paddy soils. According to the studies, NPK fertilizer additions have positive effects on crop yield and thus carbon sequestration in paddy soils. Further, based on the type of soil, fertilizer source and form and nature of organic matter CS potential of paddies differed greatly i.e. Carbon accumulation may be carbon positive or negative or neutral this might be due to flux in the soil labile carbon and soil inorganic carbon (SIC)pool due to fertilizers and humus additions, respectively. Thus, Integration of organic and inorganic sources of nutrient could provide better results than sole application

organic alone or inorganic alone. Because, the C input and output mechanism requires certain priming work during mineralization done by microbial consortiums (aerobic/anaerobic) present in soils. This may be positive or negative and affects the nutrient availability and also influenced the carbon accretion and decomposition in soil. So, there is need for extensive studies on nutrient additions to paddies of world soils to get clear picture of carbon foot prints i.e. crop management practices could be C positive or C negative or neutral in natural Carbon cycle.

4.4. Life cycle assessments (LCA) of soil carbon changes

Soil carbon sequestration (SCS) is a vital key mitigate GHGs from agricultural farms. A researcher can assess and calculate the GHG (CO₂, CH₄ and N₂O) emissions by modeling and evaluation by using LCA tools such as Simapro. LCA is defined as the 'compilation and evaluation of the inputs, outputs and the potential environmental impacts of a product system throughout its life cycle' (ISO 2006). This includes all stages required for the creation of the material of interest through to its disposal or recycling, and it includes a variety of criteria that range from energy use to eco-toxicity. . LCA can be applied to compute or simulate energy balance and environmental impact categories, such as climate change, ozone depletion, terrestrial acidification, freshwater eutrophication, and marine eutrophication. LCA can also be applied for crop production and agricultural systems for comparative analyses and identification of the best options among different production systems, practices, technologies based on some specific economic and environmental factors; production process improvement, product development, and promotion; and strategic planning and decision support.[refer Hung et al.,2020; LCA applied to rice production and residue management; https://doi.org/10.1007/978-3-030-32373-8_10]. As per Hung's report " in rice science , LCA should be used comprehensively to identify best practices of sustainable rice production, postharvest management, and ricestraw management. Energy balances, GHGE balances, and ecological and environmental impacts can be analyzed by using LCA and SIMAPRO. Internationally certified and reliable data for calculating energy and impacts are available in Agrifootprint, GHG protocol, Ecoinvent, etc., all incorporated in

SIMAPRO. LCA studies will eventually help to reduce environmental impacts. Efficiency analysis of the rice production system including the environmental efficiency may be used to understand and benchmark the level of input as well as the output. Further, carbon emission from agricultural fields can be managed significantly through identifying definite functional structure using various life cycle inventory analysis. This type analytical results helps to make policy decision for blanket recommendations of nutrients based on agro climatic regions and seasons for paddies.

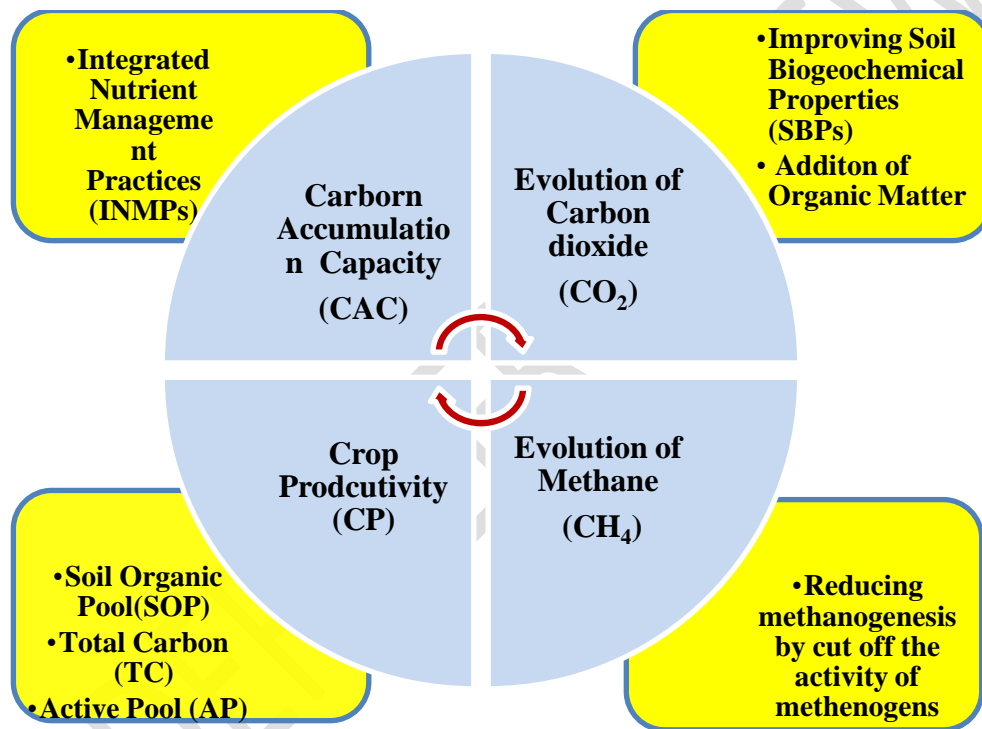


Fig 4. Interconnection between carbon management and soil health influenced by integrated nutrient management practices (INMPs) in lowland paddy soils – a carbon-neutral path

Table.1. Key findings on carbon sequestration in paddy fields influenced by nutrient management practices

Nutrient Management Practices	Carbon form	Objectives of the study	Remarks	Reference
Biofilm Bio-fertilizers (BFBF)	SOC	BFBF on SCO,SLC,SCS, net C pool	BFBF could enhance the N C pool	Jayasekara et al. (2022)
Integrated Nutrient Management	SOC	Soil Organic Carbon Stocks	Improved CS by INM	(Padbhushan et al.,2021)
Combined application of organic & inorganic fertilizers	CH ₄	GHG mitigation	Conjoint applications of organic and inorganic sources cut off creditable percent of GHG emission.	(Zhao et al.,2020)
Fertilizers management	SOC	C sequestration	SOC improved by fertilizer management practices through effecting CS potential of crops.	(Singh & Benbi,2020)
Organic and inorganic amendments	SOC	C sequestration	Use of organic sources would be valuable practice to increase net CO ₂ sequestration in paddy soils under tropical climatic conditions	Haque et al.(2020)
Fertilizers management	SOC CH ₄	C sequestration & GHG mitigation	Managing fertilizer application in crop production especially in flooded crops CS could be enhanced and reduced the genesis of CH ₄ significantly.	(Zhu et al., 2019)
Straw incorporation	SOC CH ₄	C sequestration & GHG mitigation	Significant results obtained in CS and cut down the GHG emission.	(Zhang et al., 2019)
Cropping system + Amendments	GHG	GHG DNDC model	Cropping system and addition of various amendments helps in GHG mitigation significantly.	(Zou et al., 2018)
Fertilizers management	SOC	C sequestration	Reduced inorganic application helps enhanced the CS in crops.	(Li et al.,2017)
Combined application of Organic and inorganic fertilizers	TOC Stock	SOC and Nutrient management regimes	Combined use of organic and inorganic nutrient sources increased around 44 % very labile and labile carbon i.e.active carbon pool in surface soil.	(Nath et al.,2016)

5. Future research needs

Future research is needed to assess the effect of cultural and nutrient management practices on carbon sequestration in lowland paddy soils (LLPS). Studies should consider the following.

- We direct from the facts reviewed in this paper that we need to work on carbon economics through life cycle assessment of various activities that influences the carbon cycle in crop (paddy) production practices to mapping the exact foot prints.
- Global survey of paddy growing areas, practices followed, carbon accumulation by different varieties in diverse seasons, through carbon foot prints of different paddy growing of the regions of the world.
- Studies on micro biomes that run the SOM mineralization in different depth of soil in conjunction with addition of inorganic and organic sources of nutrients to paddy is essential to be explored.
- Research on mapping low land paddy soils and their GHGs emission using remote sensing and GIS should be studied for effective management to mitigate GHGs emission and to improve CS potential in different agro-climatic regions.

6. Summary and Conclusions

The rising global population and changing climatic conditions along with their impacts on agricultural productivity have made food security questionable in most parts of the world. In this review potential impact of certain management practices on carbon accumulation in lowland paddy soils have been summarized and elaborated various facts that proper management of soil should be one of our most important tools for mitigating and adapting to the changing climatic conditions. The way we cope and preserve our present natural resources is going to have a great impact on the resources available to the next generation for combating the food security issues. Further, carbon sequestration can play a key strategy in tackling the unfavorable effects of climate change. It generally helps improve the soil carbon pools that directly and indirectly help to sustain crop productivity. In addition, the adaption of certain cultural and nutrient management practices increases

biomass productivity and sink more atmospheric carbon through photosynthetic activities could help to minimize greenhouse gases emission and helps to managing the climate change in paddy growing areas significantly.

Cultivation and or nutrient management can play an important role in mitigating the adverse effects of climate change and decides the quantity of soil carbon sequestration in different agro-ecological systems, especially low land paddy soils. Also, integrated nutrient management practices can be a viable carbon neutral path of balancing carbon cycle both in below and above ground. However, it is evidence that these practices may increase carbon into soil and or decrease the C from the soil so soil organic carbon naturally improve over a period of time. Crop production practices increased the rate of SOC decomposition as evident from the review i.e. balance between the carbon addition and decomposition rates decided the CS potential of these practices. Further, cultural and nutrient management practices may have C negative and or positive based on the level of carbon saturation capacity (CAC) of soil. Therefore, cultural and nutrient management practices for low land paddies enhanced the crop productivity which in turn increased the carbon accumulation in soil, thus they have significant carbon sequestration potential. Hence, possibility both side chances are there, C negative or positive based on the crop productivity and other lowland paddy soil environmental conditions from the these practices. So, we direct from the facts reviewed in this paper that we need to work on carbon economics through life cycle assessment of various activities that influences the carbon cycle in crop production practices to mapping the exact foot prints. Global survey of paddy growing areas, practices followed, carbon accumulation by different varieties in diverse seasons, through carbon foot prints of different paddy growing of the regions of the world.

References

1. Abbas HH, Ali ME, Ghazal FM, El-Gaml NM (2015). Impact of Cyanobacteria Inoculation on Rice (*Oryza sativa*) Yield Cultivated in Saline Soil. *Journal of American Science*, 11(2), 13-19
2. Abid, M, Lal, R, (2008). Tillage and drainage impact on soil quality: I. Aggregate stability, carbon and nitrogen pools. *Soil and Tillage research*, 100(1-2), 89-98
3. Adhaya, TK, Rath AK, Gupta PK (1994). Methane emission from flooded rice fields under irrigated conditions. *Biol. Fertil. Soils*, 18, 245-248
4. Babu BR, Reddy, V (2000). Effect of nutrient sources on growth and yield of direct seeded rice (*Oryza sativa* L.). *Crop Research*, 25, 189-193
5. Banger SG, Toor GS, Biswas, A, Sidhu SS, Sudhir, K (2010). Soil organic carbon fractions after 16-years of application of fertilizers and organic manure in Typic Rhodalfs in semi-arid tropics. *Nut. Cyc. Agroecosys.*, 86, 391-399
6. Banwasi, R, Bajpai RK (2006). Influence of organic and inorganic fertilizer sources on soil fertility, yield and nutrient uptake by wheat crop in rice-wheat cropping system. *Journal of Soil and Crops*, 16(2), 300-304
7. Baveye PC, Otten, W, Kravchenko, A, Balseiro –Romero, M, Beckers, E, Chalhoub, M, Darmunault, C, Eickhrst, T, Garnier, P, Hapca, S, Kiranyaz, S, Monga, O, Mueller CW, Nunan, n, Pot, V, Schluter, S, Schmidt, H, Vogel HJ (2018). Emergent properties of microbial activity in heterogenous soil-micro environments: different research approaches are slowly converging, yet major challenges remain. *Front. microbiol.*, 9, 1929 <https://doi.org/10.3389/fmicb.2018.01929>
8. Beare MH, Hendrix PF, Coleman DC (1994a). Water stable aggregates and organic matter fractions in conventional and no-tillage soils. *Soil Sci. Soc. Am. J.*, 58, 777–786
9. Beare MH, Hendrix PF, Coleman, DC (1994b). Aggregate protected and unprotected organic matter pools in conventional and no-tillage soils. *Soil Sci. Soc. Am. J.*, 58, 787–795

10. Bhabesh,G, Barua NG, Baruah TC(2010). Effect of integrated supply of nutrients on soil microbial biomass carbon in an Inceptisol of Assam. *Journal of Indian Society of Soil Science*, 58(2), 241-244
11. Bhardwaj AK, Rajwar,D, Mandal UK, Ahamad, S, Kaphalia,B, Minhas PS, Prabhakar,M, Banyal, R, Singh,R, Chaudhari SK, Sharma,C (2019). Impact of carbon inputs on soil carbon fractionation, sequestration and biological responses under major nutrient management practices for rice-wheat cropping systems. *Scientific reports*, 9(1), 1-10
12. Bhattacharya,B, Prakash,V, Kundu,S, Srivastava,A, Gupta,H (2004). Effect of long-term manuring on soil organic carbon, bulk density and water retention characteristics under soybean-wheat cropping sequences in North-Western Himalayas. *Journal of Indian Society of Soil Science*, 52(3),238-242
13. Bhavya VP, Kumar SA, Shivanna, M (2017). Effect of organic matter on soil enzyme activity, organic carbon and microbial activity under different land use systems. *International journal of Chemical Studies*, 5(5),301-305
14. Boquet, E, Bononat, A, Ramos-Cormenzana, A (1973). A production of calcite crystals (calcium carbonate) by soil bacteria is a general phenomena. *Nature* 246, 527–552
15. Bossuyt ,H., Six,J., and Hendrix,P.F.(2002). Aggregate –protected carbon in no-tillage and conventional tillage agro ecosystems using carbon-14 Labeled plant residue. *Soil Science Society of America Journal*, 66(6),1965-1973
<https://doi.org/10.2136/sssaj2002.1965>
16. Burns, S (2014). Initial Feasibility Study of an Anaerobic Digestion System for Robert Morris University. *2014 Honors Theses*, 1.
17. Chalwade PB, Kulkarni VK, Lakade MB (2006). Effect of inorganic and organic fertilization on physical properties of Vertisol. *Journal of Soils and Crops*, 16(1), 148-152
18. Chen, H, Zhu,Q, Peng,C, Wu,N, Wang,Y, Fang,X, Jiang,H, Xiang,W, Chang,J, Deng,X, Yu,G (2013). Methane emissions from rice paddies natural wetlands, and

- lakes in China: synthesis and new estimate. *Global Change Biology*, 19, 19-32, <https://doi.org/10.1111/gcb.12034>
19. Chen, J. et al. (2018). A keystone microbial enzyme for nitrogen control of soil carbon storage. *Sci. Adv.* 4, eaaq1689
 20. Chen, X., Hu, Y., Xia, Y., Zheng, S., Ma, C., Rui, Y., He, H., Huang, D., Zhang, Z., Ge, T., Wu, J., Guggenberger, G., Kuzyakov, Y., Su, Y. (2021). Contrasting pathways of carbon sequestration in paddy and upland soils. *Global change biology*, 27(11), 2478–2490. <https://doi.org/10.1111/gcb.15595>
 21. Cui, J. et al. (2020). Carbon and nitrogen recycling from microbial necromass to cope with C:N stoichiometric imbalance by priming. *Soil Biol. Biochem.* 142, 107720
 22. Cunnold DM, Steele LP, Fraser PJ, Simmonds PG, Prinn RG, Weiss RF, Porter LW, Langenfelds RL, Krummel PB, Wang HJ, Emmons, L, Tie XX, Dlugokencky EJ (2002). In situ measurements of atmospheric methane at GAGE/AGAGE sites during 1985–2000 and resulting source inferences, *J. Geophys. Res.*, 107(14), 4225. <https://doi.org/10.1029/2001JD001226>
 23. DeBusk TA, DeBusk WF, Kent DM (2001). Wetlands for water treatment. *Applied wetlands science and technology*, 241-279
 24. Deng, S., Zheng, X., Chen, X., Zheng, S., He, X., Ge, T., Kuzyakov, Y., Wu, J., Su, Y., Hu, Y. (2021). Divergent mineralization of hydrophilic and hydrophobic organic substrates and their priming effect in soils depending on their preferential utilization by bacteria and fungi. *Biol. Fert. Soils*, 57, 65-76 <https://doi.org/10.1007/s00374-020-01503-7>
 25. Ding, A., Willis CR, Sass RL, Fisher FM (1999). Methane emissions from rice fields: Effect of plant height among several rice cultivars. *Global Biogeochemical Cycles*, 13(4), 1045-1052
 26. Dise NB, Verry ES. (2001). Suppression of peatland methane emission by cumulative sulfate deposition in simulated acid rain. *Biogeochemistry* 53: 143-160.

27. Dlugokencky EJ, Walter BP, Masarie KA, Lang PM, Kasischke ES (2001). Measurement of an anomalous global methane increase during 1998. *GeoPhysical Research Letters*, 28(3), 499-502
28. FAO (2020). Statistical Yearbook 2016. World Food and Agriculture.
29. Franzluebbers AJ (2010). Achieving soil organic carbon sequestration with conservation agricultural systems in the southeastern United States. *Soil Science Society of America Journal*, 74(2),347-357
30. Gale WJ, Cambardella CA, Bailey TB (2000). Surface residue and root-derived carbon in stable and unstable aggregates. *Soil Sci. Soc. Am. J.*, 64, 196–201
31. Ghimire,R, Lamichhane,S, Acharya BS, Bista,P, Sainju UM (2017). Tillage ,crop residue, and nutrient management effects on soil organic carbon in rice-based cropping systems: A review. *Journal of Integrative Agriculture*,16(1),1-15 [https://doi.org/10.1016/S2095-3119\(16\)61337-0](https://doi.org/10.1016/S2095-3119(16)61337-0)
32. Ghosh,S, Wilson,B, Ghoshal,S, Senapati,N, Mandal,B(2012). Organic amendments influence soil quality and carbon sequestration in the Indo-Gangetic plains of India. *Agriculture, Ecosystems&Environment*,156,134-141
33. Global Carbon Project (2018). Carbon budget and trends 2018. [www.globalcarbonproject.org/carbonbudget/] published on 5 Dec. 2018 by Global CCS Institute.
34. Gregoric EG, Ellert BH, Durry CF, Liang BC (1996). Fertilization affects on soil organic matter turnover and corn residue C storage. *Soil Sci. Soc. Am. J.*, 60, 472–476
35. Haque MM, Biswas JC, Maniruzaman,M, Akhter,S, Kabir MS (2020).Carbon sequestration in paddy soil as influenced by organic and inorganic amendments, *Carbonmanagement*,11(3),231-239 <https://doi.org/10.1080/17583004.2020.1738822>
36. Himes,F (1998). Nitrogen, sulfur, and phosphorus and the sequestering of carbon.p315, Soil processes and the carbon cycle. Eds R. Lal et al, CRC press, Boca Raton, FL.
37. Hoque MM, Inubushi,K, Miura, S, Kobayashi,K, Kim HY, Okada, M,Yabashi, S (2001). Biological dinitrogen fixation and soil microbial biomass carbon as

- influenced by free-air carbon dioxide enrichment (FACE) at three levels of nitrogen fertilization in a paddy field. *Biol.Fert.Soils*, 34(6), 453-459
38. Inubushi, K, Hoque MM, Miura, S, Kobayashi, K, Kim HY, Okada, M, Yabashi, S (2001). Effect of free-air CO₂ enrichment (FACE) on microbial biomass in paddy field soil. *Soil Science and Plant Nutrition*, 47(4), 737-745
 39. IPCC (2000). Land Use, Land Use Change and Forestry, Cambridge, UK, Cambridge University Press, 377 pp.
 40. IPCC (2001). Climate Change 2001, The Scientific Basis, Cambridge, UK, Cambridge University Press
 41. IPCC (2014). Climate Change 2014: Mitigation of Climate Change. Retrieved from Cambridge, United Kingdom and New York, NY, USA.
 42. Islam,M.Sh., Rahman,F., and Saleque,M.A.(2010).Organic manuring:its effect on rice yield and soil propertiesin tidal flooded ecosystem of Bangladesh. *Bull. Inst. Trop.Agr., Kyushu Univ.*, 33,13-17
 43. Jackson RB, Lajtha,K, Crow SE et al (2017). The ecology of soil carbon:pools,vulnerabilities,and biotic and abiotic controls.*Ann Rev Ecol Evol Syst.*48(1), 419-445
 44. Janiola MDC, Marin RA (2016). Carbon sequestration potential of fruit tree plantations in southern Philippines. *J Biodivers. Environ. Sci.*, 8(5),164-174
 45. Jarecki, M, Lal, R (2003). Crop management for soil carbon sequestration. *Crit. Rev. Plant Sci.*, 22, 471–502
 46. Jing,Y, Yoonkun,Y,Yihang,Z, Linkui,C (2018). Effects of different fertilizers on methane emissions and methanogenic community structure in paddy rhizosphere soil. *Science of Total Environment*, <https://doi.org/10.1016/j.scitotenv.2018.01.233>
 47. Jyasekara,A, Ekanayake,S, Premarathna,M, Warnakulasooriya,D,Abeyasinghe,C, Seneviratne,G (2022). Organic material inputs are not essential for paddy soil carbon sequestration. *Environmental Challenges* 8(100551), <https://doi.org/10.1016/j.envc.2022.100551>
 48. Kanchikerimath, M, Singh, D (2001). Soil organic matter and biological properties after 26 years of maize–wheat–cowpea cropping as affected by manure and

fertilization in a Cambisol in semiarid region of India. *Agriculture, ecosystems & environment*, 86(2), 155-162

49. Kenchaih,A (1997).Organic farming in rice. PhD Thesis,Tamil Nadu Agricultural University,Coimbatore,India
50. Kharub, AS, Sharma, RK, Mongia, AD, Chhokar RS, Tripathi SC, Sharma VK (2004). Effect of rice (*Oryza sativa*) straw removal, burning and incorporation on soil properties and crop productivity under rice-wheat (*Triticum aestivum*) system. *Indian Journal of Agricultural Science*, 74(6), 295-299
51. Khosa MK, Sidhu BS, Benbi DK (2010). Effect of organic materials and rice cultivars on methane emission from rice field. *Journal of Environmental Biology*, 31 281-285
52. Kimura,M, Murase,J, Lu,Y (2004). Carbon cycling in rice field ecosystems in the context of input,decomposition and translocation of organic materials and the fates of their end products(CO₂ and CH₄).*Soil Biology and Biochemistry*, 36(9):1399-1416
53. Kundu, S, Bhattacharyya, R, Prakash, V, Ghosh BN, Gupta HS (2007). Carbon sequestration and relationship between carbon addition and storage under rainfed soybean–wheat rotation in a sandy loam soil of the Indian Himalayas. *Soil and Tillage Research*, 92(1-2), 87-95
54. Kundu, CK, Himangshu,D, Ghosh PK (2019).Soil organic carbon sequestration potential and economic profitability of perennial forage crops under different mulching environments. *Range Management and Agro forestry*, 40(1):83-88.
55. Kusro, PS, Singh, DP. Paikra, MS, Kumar,D, Viashwavidyalaya IGK (2014). Effect of organic and inorganic additions on physico-chemical properties in Vertisol. *Amer. Int. J. Res. Formal, Applied & Nat. Sci*, 5(1), 51-53
56. Lal ,R (2004). Soil carbon sequestration impacts on global climate change and food security science, 304(5677):1623-7
57. Lal, R (2008). Carbon sequestarion.Philos.Trans.R.Soc.363,815-830

58. Lal,R (2006). Enhancing crop yields in the developing countries through resrtoration of the soil organic carbon pool in agricultural lands. *Land Degradation & Development*, 17(2):197-209.
59. Lal,R, Delgado JA, Groffman PM, Millar,N, Dell,C, Rotz, A (2011). Management to mitigate and adapt to climate change. *Journal of Soil and Water Conservation*, 66(4):279-285.
60. Lavelle,P, Pashanasi, B (1989). Soil and macrofauna and land management in Peruvian Amazonia. *Pedobiologia*, 33, 283–291
61. Lehmann,J, Kleber,M (2015). The continuous nature of soil organic matter. *Nature* 528,60-68
62. Li XG, Jia,B, Jieting LV, QiuJin,M, Yakov,K, Li, F (2017). Nitrogen fertilization decreases the decomposition of soil organic matter and plant residues in planted soils. *Soil Biol. Biochem.*, 112, 47–55 <https://doi.org/10.1016/j.soilbio.2017.04.018>
63. Lindau,C., Bollich PK, DeLaune RD, Mosier AR, Bronson KF (1993). Methane mitigation in flooded Louisiana rice fields. *Biol.Fert. Soils*, 15(3),174-178
64. Liu ,Y, Ge,T, Groenigen KJV, Yang,Y, Wang,P, Cheng,K, Zhu,Z, Wang,J, Li,Y, Guggenberger,G, Sardan,J, Penielas,J, Wu,J, Kuzyakov,Y(2021). Rice paddy soils are a quantitatively important carbon store according to a global synthesis. *Communications Earth & Environment*, 2:154, <https://doi.org/10.1038/s43247-021-00229-0>
65. Liu, Y. et al. (2019). Initial utilization of rhizodeposits with rice growth in paddy soils: rhizosphere and N fertilization effects. *Geoderma*, 338, 30–39
66. Lorenz, Klaus, Rattan Lal (2005).The depth distribution of soil organic carbon in relation to land use and management and the potential of carbon sequestration in subsoil horizons. *Advances in agronomy*, 88: 35-66.
67. Lu WF, Chen, W, Duan BW (2000b). Methane emissions and mitigation options in irrigated rice fields in Southeast China. *Nutrient Cycling Agroecosyst.*,58(1): 65–73
68. Lu WS, Liao ZW, Zhang JG, Chen CH (1999). Effects of different rice-vegetable rotation systems on CH₄ emission from paddy soils. *Agro-environ Protection*, 18, 202-212

69. Lu, Y, Wassmann, R, Neue HU, Huang, C (2000a). Dynamics of dissolved organic carbon and methane emissions in a flooded rice soil. *Soil Science Society of America Journal*, 64(6), 2011-2017
70. Mahal NK, Osterholtz WR, Miguez FE, Poffenbarger HJ, Sawyer JE, Olk DC, Archontoulis SV, Castellano MJ (2019). Nitrogen fertilizer suppress mineralization of soil organic matter in maize agroecosystems. *Front.Ecol.Evol.*, 7,59 <https://doi.org/10.3389/fevo.2019.00059>
71. Majumder, B, Mandal, B, Bandyopadhyay PK, Gangopadhyay, A, Mani PK, Kundu AL, Mazumdar, D (2008). Organic amendments influence soil organic carbon pools and rice–wheat productivity. *Soil Sci.Soc.Am.Jour.*, 72(3), 775-785
72. Mandal, B, Majumder, B, Adhya TK, Bandyopadhyay PK, Gangopadhyay,A, Sarkar,D, Misra AK (2008). Potential of double- cropped rice ecology to conserve organic carbon under subtropical climate. *Global change biology*, 14(9), 2139-2151
73. Marion GM, Schlesinger WH, Fonteyn PJ (1985). CALDEP: A regional model for soil CaCO₃ (caliche) deposition in south western deserts. *Soil Sci.*, 139, 468–481
74. Mitra, S, JainMC, Kumar,S, Bandyopadhyay SK, Kalra,N (1999). Effect of rice cultivars on methane emission. *Agri.Eco. Environ.* 73,177-183
75. Monger HC (2002). Pedogenic carbonates: Links between biotic and abiotic CaCO₃. 17th World Congress of Soil Sci., 14–21 August 2002, Thailand, Symposium #20, Oral paper #891.
76. Monger HC, Daugherty LA, Lindemann WC, Liddel CM(1991). Microbial precipitation of pedogenic calcite. *Geology*, 19, 997–1000
77. Monika ,R, Shalini,S,Pathak,H (2002). Emission of carbon dioxide from soil. *Current science*, 82(5),510-517
78. Moorhead DL, Sinsabaugh RL(2006). A theoretical model of litter decay and microbial interaction. *Ecol. Monogr.*, 76, 151–174
79. Naher UA, Hossain MB, Haque MM, Maniruzzaman, M, Choudhury AK, Biswas, JC (2020). Effect of long-term nutrient management on soil organic carbon sequestration in rice-rice-fallow rotation. *Curr. Sci.*, 118 (4), 587–592

80. Nath AJ, Bhattacharyya,T, Jyotirupa,D, Das AK, Ray SK (2016). Management effect on soil organic carbon pools in lowland rain-fed paddy growing soil. *Journal of Tropical Agriculture*, 53(2), 131-138
81. Nave LE, Domke GM, Hofmeister KL, et al (2018). Reforestation can sequester two petagrams of carbon in U.S topsoils. *For. Ecol. Manag.*, 259, 857-866
82. Nayak, P, Patel, D, Ramakrishnan, B, Mishra AK, Samantaray RN (2009). Long-term application effects of chemical fertilizer and compost on soil carbon under intensive rice cultivation. *Nutr. Cycl. Agroecosyst.*, 83, 259-269
83. Nungkat, P, Kusuma, Z, Handayanto, E (2015). Effects of organic matter application on methane emission from paddy fields adopting organic farming system. *Journal of Degraded and Mining Lands Management*, 2(2), 303
84. Oechaiyaphum,K, Ullah,H, Shrestha RP, Datta,A (2020). Impact of long-term agricultural management practices on soil organic carbon and soil fertility of paddy fields in Northeastern Thailand. *Geoderma Regional*,22,e00307.
85. Padbhushan,R, Kumar,U, Sharma,S, Rana DS, Kumar,R, Anushman,K, Priyanka, K, Bijendra,P, Megha,K., Abhaskumar,S, Annapurna,K, Gupta VVSR (2021). Impact of Land-use Changes on soil properties and carbon pools in India: A meta analysis. *Fron. Environ. Sci.*, 9,794866 <https://doi.org/10.3389/fens.2021.794866>
86. Padbhushan, R, Sharma,S, RananRS, Kumar,U, Kohli,A, Kumar,R (2020). Delineate soil characteristics and carbon pools in grassland compared to native forest land of India- A meta- analysis. *Agronomy*,10(12),1969 <https://doi.org/10.339./agronomy10121969>
87. Pan,G, Li,L, Zhang,X, Zhou YDJ, Zhang, P (2003). Soil organic carbon storage of China and the sequestration dynamics in agricultural lands. *Advances in Earth Science*,18(4),609-618
88. Pascal, AN, Monica,W, Rolf,S, Korner,C (1997). Effects of six years atmospheric CO₂ enrichment on plant, soil, and soil microbial C of a calcareous soil. *Plant and Soil*, 233(2),189-202 <https://www.jstor.org/stable/4295115>
89. Post WM, Emanuel WR, Zinke PJ, Stangenberger AG (1982). Soil carbon pool and world life zones, *Nature*, 298, 156–159

90. Puttaso, A, Vityakon, P, Treloges, V, Saenjan, P, Cadisch, G (2011). Effect of long-term (13 years) application of different quality plant residues on soil organic carbon and soil properties of a sandy soil of northeast Thailand. *Asia-pacific Journal of Science and Technology*, 16(4), 359-370
91. Qi, F, Guodong, C, Kuniyiko, E (2001). Carbon storage in desertified lands. *GeoJournal*, 51, 181-189
92. Rabenhorst MC, Wilding LP (1986). Pedogenesis on the Edwards Plateau, Texas. III. A new model for the formation of petrocalcic horizons. *Soil Sci. Soc. Am. J.* 50, 693-699.
93. Rajkishore SK, Doraisamy, P, Subramanian KS, Maheswari, R (2013). Methane Emission Patterns and their Associated Soil Microflora with SRI and Conventional Systems of Rice Cultivation in Tamil Nadu, India, *Taiwan Water Conservancy*, 61 (4), 126-134
94. Ramesh, K, Chandrasekaran, B (2004). Soil Organic Carbon Build-up and Dynamics in Rice-Rice Cropping Systems. *Journal of Agronomy and Crop Science*, 190(1), 21-27.
95. Rani, S, Sukumari, P (2013). Root Growth, Nutrient Uptake and Yield of Medicinal Rice Njavara under Different Establishment Techniques and Nutrient Sources. *American journal of Plant Sciences*, 4, 1568-1573
96. Ravikumar, C, Ganapathy, M, Karthikeyan, A, Senthilvalavan, P (2021). Integrated nutrient management –promising way to reduce carbondioxide and methane emission in flooded rice ecosystem: A review. *Journal of Applied and Natural Science*, 13(1), 385-395
97. Sarkar, B, Singh, M, Mandal, S, Churchman, GJ, Bolan, NS (2018). Clay minerals-organic matter interactions in relation to carbon stabilization in soils. In: Garcia, C., Nannipieri, P, Hernandez, T (Eds.). *The Future of Soil Carbon: Its Conservation and Formation*. Academic Press, pp. 71-86
98. Sass RL, Fisher FM, Lewis ST, Jund MF, Turner FT (1994). Methane emissions from rice fields: Effect of soil properties. *Global Biogeochem. cycles*, 8(2), 135-140.
99. Schlesinger WH (1982). Carbon storage in the caliche of arid soils: A case Study from Arizona. *Soil Sci.*, 133, 247-255

100. Schlesinger WH (1997). *Biochemistry: An analysis of Global Change*, Second Edition, San Diego, Academic Press.
101. Sharma,S, Thind HS, Sidhu HS, Jat ML, Parihar CM.(2019).Effects of crop residue retention on soil organic carbon pools after 6years of rice-wheat cropping system. *Environmental Earth Sciences*, 78(10),1-14. <https://doi.org/10.1007/s12665-019-8305-1>
102. Shibahara, F, Inubushi, K (1997). Effects of organic matter application on microbial biomass and available nutrients in various types of paddy soils. *Soil science and plant nutrition*, 43(1), 191-203
103. Singh,M, Sarkar,B, Sarkar,S, Churchman,J, Bolan,N, Mandal,S, Menon,M, Purakayastha Tj, Beerling DJ (2018). Stabilization of soil organic carbon as influenced by clay mineralogy. *Adv.Agron.*148, 33-84
104. Singh,P, Benbi DK(2020). Nutrient management impacts on net ecosystem carbon budget energy flow nexus in intensively cultivated cropland ecosystems of north-western India. *Paddy and Water Environment*,18(1)10333 <https://doi.org/10.1007/s10333-020-00812-9>
105. Six, J, Frey SD, Thiet PK, Batten KM (2006). Bacterial and fungal contributions to carbon sequestration in agroecosystems. *Soil Sci. Soc. Am. J.*, 70, 555–569. <https://doi.org/10.2136/sssaj2004.0347>
106. Six, J, Paustian, K, Elliott ET, Combrink,C (2000). Soil structure and organic matter.I. Distribution of aggregate size classes and aggregate-associated carbon. *Soil Sci. Soc. Am. J.* 64, 681–689.
107. Smakgahn,K, Poonkaew,S, Towprayoon,S, Sass RL, Gale,G, Wassmann,R, Chidthaisong,A (2003).Model for estimate methane emissionsfrom drainage irrigated rice fields. In proceedings of 3rd International Methane & Nitrous Oxide Mitigation Conference, Beijing, China, pp:1-9.
108. Sobecki TM, Wilding LP(1983). Formation of calcic and argillic horizons in selected soils of the Texas coast Prairie. *Soil Sci. Am J.*, 47, 707–715
109. Sparling GP(1997). Soil microbial biomass, activity and nutrient cycling as indicators of soil health. *Biological indicators of soil health.*, 97-119

110. Srinivasarao CH, Venkateswaralu,B, Lal,R, Singh AK, Vittal KPR, Kundu,S, Singh SR, Singh SP(2012). Long-term effects of soil fertility management on carbon sequestration in a rice-lentil cropping system of the Indo-gangetic Plains. *Soil Sci.Soc.Am. J.*, 76(1),168-178
111. Tisdall TM, Oades JM (1982).Organic matter and water-stable aggregates in soils. *J. Soil Sci.*, 33(2),141-163, <https://doi.org/10.1111/j.1365-2389.1982.tb01755.x>
112. Trujilo RS, Amezquita, E, Fisher MJ, Lal, R (1997). Soil organic carbon and land use in the Colombian savannas I. aggregate size distribution.
113. U.S.Global Change Research Program [USGCRP] (2018). Second State of the Carbon Cycle Report (SOCCR2): a sustained assessment report (Cavallaro N, Birdsey R et al (eds)).Washington,DC. 878p
114. Verge XPC, De Kimpe,C, Desjardins RL (2007).Agricultural production, greenhouse gas emissions and mitigation potential. *Agricultural and Forest Meteorology*, 142(2-4),255-269
115. Wang, J, Wang,C, Chen,N, Xiong,Z, Wolfe,D, Zou,J (2015). Response of rice production to elevated (CO₂) and its interaction with rising temperature or nitrogen supply: a meta- analysis. *Climate Change* DOI10.1007/s10584-015-1374-6.
116. Wanniarachchi SD, Voroney RP, Vyn TJ, Beyaert RP, MacKenzie AF (1999). Tillage effects on the dynamics of total and corn-residue-derived soil organic matter in two southern Ontario soils. *Can. J. Soil Sci.*, 79, 473–480
117. West TO, McBride AC (2005).The contribution of agricultural lime to carbon dioxide emissions in the United States: Dissolution, transport and net emissions', *Agriculture, Ecosystems & Environment* 108(2), 145-154 <https://doi.org/10.1016/j.agee.2005.01.002>
118. Wilpiseski RL, Aufrecht JA, Scott TR, Sullivan MB, Graham DE, Pierce EM,Zablocki OD, Palumbo AV, Elias DAX (2019). Soil aggregate microbial communities:towards understanding microbiome interactions at biologically relevant scales.*Appl. Environ. Microbiol.* 85 (14) ,e00324-19 <https://doi.org/10.1128/AEM.00324-19>
119. Witt ,C, Cassman KG, Olk DC, Biker, U, Libbon SP, Samson MI, Ottow JCG (2000). Crop rotation and residue management effects on carbon sequestration,

nitrogen cycling and productivity of irrigated rice system. *Plant and Soil*, 225,263-278.

120. Xinxin,Y, Sheng,W, Linna,D, Huan,W, Yi,W (2022). Effects of organic fertilization on functional microbial communities associated with green house gas emissions in paddy soils. *Environmental Research*, 213, 113706 <https://doi.org/10.1016/j.envres.2022.113706>
121. Zavarzin GA(2002). Microbial geochemical calcium cycle. *Microbiology* 71, 5–22
122. Zhang ,S, Li,Q,Lu,Y,Zhang,X,Liang,W (2013). Contributions of soil biota to C sequestration varied with aggregate fractions under different tillage systems.*Soil.Biol.Biochem.* 30,3-45
123. Zhang,L, Yu,D, Shi,X, Weindorf,D, Zhao,L, Ding,W, Wang,H, Pan,J, Li,C (2009). Quantifying methane emissions from rice fields in the Taihu Lake region, China By coupling a detailed soil database with biogeochemical model. *Biogeosciences*, 6, 739-749.
124. Zhang, Q, Zhou, W, Liang, G, Wang, X, Sun, J. He, P, Li, L (2015). Effects of different organic manures on the biochemical and microbial characteristics of albic paddy soil in a short-term experiment. *Plos One*, 10(4), e0124096
125. Zhang, Y, Wang YY, Su SL, Li CS (2011). Quantifying methane emissions from rice paddies in Northeast China by integrating remote sensing mapping with a biogeochemical model. *Biogeosciences*. 8 (5), 1225–1235
126. Zhang,Y, Hui,D, Luo,Y, Ji,C (2019). Straw incorporation influences soil organic carbon sequestration , green house gas emission, and cop yields in a Chinese rice (Oryza sativa L.) -wheat (Triticum aestivum l.) cropping system. *Soil and Tillage Research*, 195, <https://doi.org/10.1016/j.still.2019.104377>
127. Zhao,X, Wu,X, Guan,C, Rong Ma, Nielsen, CP, Zhang,B (2020). Linking agricultural GHG emissions to Global Trade Network. *Earth’s Future*, 8(3), e2019EF001361. <https://doi.org/10.1029/2019EF001361>
128. Zheng, H, Huang,H, Yao,L, Liu,J, He,H, Tang,J (2014). Impacts of rice varieties and management on yield scaled greenhouse gas emissions from rice fields in China: A meta-analysis. *Biogeosciences*,11, 3685-3693

129. Zhu, Z, Ge,T, Liu,S, Hu,Y, Ye,R, Xiao,M, Tong,C, Kuzyakov,Y, Wu,J (2018). Rice rhizodeposits affect organic matter decomposition in paddy soil: the role of N fertilization and rice growth for enzyme activities, CO₂ and CH₄ emissions. *Soil Biol. Biochem.*, 116, 369–377
130. Zhu,E, Deng,J, Wang,H, Wang,K, Huang,L, Zhu,G, Belete,M, Shahtahmassebi, A (2019). Identify the optimization : strategy of nitrogen fertilization level based on trade-off analysis between rice production and green house gas emission. *Journal of Cleaner Production*, 239 ,118060. <https://doi.org/j.jclepro.2019.118060>
131. Zinati GM, Li YC, Bryan HH (2001). Utilization of compost increases organic carbon and its humin, humic and fulvic acid fractions in calcareous soil. *Compost Science & Utilization*, 9(2), 156-162
132. Zou, F, Cao, C, Ma, J, Li, C, Cai, M, Wang, J, Sun, Z, Jiang, Y (2018). Greenhouse gases emission under different cropping systems in the Jiangnan Plain based on DNDC model. *Chin. J. Eco-Agric.*, 26 (9), 1291–1301
133. Zou JW, Huang,Y, Jiang JY, Zheng XH, Sass RL (2005). A 3-year field measurement of methane and nitrous oxide emissions from rice paddies in China: effects of water regime, crop residue, and fertilizer application. *Glob. Biogeochem. Cycles* 19,GB2021 <https://doi.org/10.1029/2004GB002401>