

Perception of Farmers towards ~~the~~ level of awareness ~~on~~ Climate Change in Kishanganj district of Bihar

Comment [R1]: Suggest to improve the title of the study,

e.g. Assessing the Knowledge and Attitude of Farmers towards Climate Change: A Study in Kishanganj District, Bihar.

Exploring Farmers' Understanding and Perception of Climate Change in Kishanganj District, Bihar.

ABSTRACT

Climate change is viewed as the main problem ~~to~~ agriculture development in India. High dependence on agriculture and allied sectors makes ~~the~~ Indian state ~~of~~ Bihar vulnerable to climate change. Farmers' perceptions of climate change ~~and~~ their preferences for adaptation strategies must be understood in order to improve ~~policy~~ policies for addressing the issues that climate brings to farmers. Therefore, the main aim of the present study was to understand farmer's perception ~~to~~ awareness ~~to~~ the climate change and their perception towards coping mechanisms ~~s~~ for changing climate. A total ~~of~~ 240 respondents were selected using purposive sampling in the % villages of Kishanganj district ~~during from~~ March to May 2023. ~~Descriptive-A~~ descriptive research design was used in the study. Data was collected through ~~face to a face to-~~ face interview method using ~~a semi-semi-~~ structured interview schedule and analyzed using suitable statistical tools ~~s~~ and techniques ~~s~~. It was found that ~~the~~ majority of farmers had ~~a~~ medium level of socio-economic characteristics. From the study result it was found that farmers were aware ~~about of the~~ climate change. Farmers agreed that ~~the p~~ Peak time of seasons has changed, ~~and~~ there is ~~a~~ change in ~~the~~ onset of monsoon. Farmers exhibited ~~resilient~~ resilience to changing climate through various local adaptation practices such as Switch to timely weather forecasting information, ~~Climate-Climat-~~ resilient practices, etc. The findings will help to refine and enrich the knowledge among the stakeholders to provide an effective framework for decisions and policy making.

Key Words: Awareness, climate change, farmers, perception, resilient

INTRODUCTION

The impacts of climate change on agriculture and agricultural livelihoods have been identified as one of the primary barriers to sustainable development. ~~Various~~ consequences of climate change on agriculture ~~including include~~ decreased crop output, altered water availability, soil erosion, an increase in pests and diseases, and—most significantly—~~affecting~~ the socioeconomic stability of farming communities [1]. Changes in the climate ~~have an influence on~~ influence agriculture around the world, but ~~nations like~~ India are more vulnerable because of their big populations that depend on agriculture and their heavy use

Comment [R2]: Reorganize the introduction properly. This is just reporting some common facts.

Formatted: Highlight

Comment [R3]: Explain more with evidence – global level

Formatted: Highlight

of natural resources. Despite the fact that India has achieved "self-sufficiency" in the production of food grains[2]. In addition, it brought with it a number of several socioeconomic and environmental problems, including increased pests and diseases, water logging, ground and surface water contamination, and loss of soil fertility [3]. India is one of the nations that is considered to be most vulnerable to climate change[4]. A large rise in temperature, frequent heat waves, droughts, extremely high precipitation events, and powerful cyclonic activity were all recently documented by researchers[5,6,7]. Since Bihar is a state dependent on agriculture, agriculture is essential for the total growth of the state's economy. About 81% of the population in Bihar, which is significantly more than the national average, is employed in agriculture and related businesses. The phenology, physiology, and productivity of the majority of agricultural crops have been disrupted in India as well as in Bihar over the past few decades due to climate change, which has taken the form of severe drought, unpredictable rainfall, high temperatures, etc. [8].

As the climate and agricultural production system change, food security will be impacted, and farmers will be the first to feel the severe repercussions [9]. Crop failure has negative effects on the economy, including inflation and farmer misery. India is quite concerned about climate change and the difficulties may bring because 85% of farmers there have inadequate financial resilience[10]. In this situation, farmers are the top implementers of adaptation measures to lessen the effects of climate change on the production system. Long regarded as a prerequisite for taking adaptation measures, perception of climate changes[11]. Farmers who understand climate change and its negative effects are more likely to support policy measures to address it [12].

To reduce the risk of climate change, perception, awareness, and adaptation are necessary. [13] in her research in four villages in Maharashtra and Andhra Pradesh, found that knowing farmers' perceptions is crucial for creating adaptation strategies to deal with the growing effects of climatic unpredictability and shocks. In a study conducted in Namibia, [14] discovered that Farmers were aware of the situation with regard to climate change, and they had seen major fluctuations in the amount of rainfall and temperature that had an adverse effect on their farms and crops.

Despite possessing fertile soil, adequate rainfall, and groundwater availability, Bihar is vulnerable to a number of several natural and man-made calamities that reduce the productivity of the agriculture sector, including floods, droughts, hailstorms, cyclones, and earthquakes. North Bihar makes up to 74% of the region's total area and experiences floods more frequently than south Bihar does. To enhance policy for addressing the problems that climate presents to farmers, it is important to understand how farmers view climate change, what adaptation techniques they prefer, and what barriers to adaptation they face[15]. Farmers had been watching the consequences of climate change on their own, it was discovered after completing a proper exercise with them. The aim of the current study is current study aims to investigate the socioeconomic position and climate change knowledge of farmers. This study aims to: (1) examine respondents' socioeconomic circumstances; and (2) ascertain farmers' perceptions of the effects of climate change.

Comment [R4]: Rewrite for clarity

Formatted: Highlight

Comment [R5]: Repetition. Be more precise and bring strong introduction.

Comment [R6]: Repetition.

Formatted: Highlight

Formatted: Highlight

Formatted: Highlight

Comment [R7]: Use appropriate words, vocabulary is poor.

Comment [R8]: Explain with evidence how climate change affects India

Comment [R9]: Author/s has/ve mentioned Bihar is experiencing climate-induced impacts. But need to provide information related to agriculture, the number of farmers, the background of the farming system, etc. Why Bihar is important in agriculture and climate change impacts? Justification for selecting this study area.

MATERIAL AND METHODS

The study is based on primary data obtained from a household survey in the Kishanganj district of Bihar using a semi-structured interview schedule ~~during from~~ March to May 2023. The data for the study is purposively selected from the Kishanganj district as this district is severely affected by floods. Multi-stage sampling design was used for the study. ~~A t~~three-stage sampling frame was formulated to select the sampling unit. In the first stage, Kishanganj district was selected based on the vulnerability index to climate change. In the second stage, five villages namely Chagaliya, Kashipur, Kashipur Belwa, Lohadanga, and Motihara Taluka from Kishanganj block were selected. Qualitative methods were applied to study farmer's farmers' perception about of flood and climatic variability, and occurrence of flood. In each villages, 48 farmers were selected thus the total number of farmers were was 240. Collected data were scored, tabulated, computed, and analyzed using appropriate statistical tools and techniques to provide necessary interpretations.

Comment [R10]: Did you calculate the vulnerability index for Bihar?

Comment [R11]: Explain more, what type of qualitative methods?

Comment [R12]: What is the sampling methods? How did you select 48 farmers, in what basis?

Comment [R13]: What are the statistical tools?

RESULT AND DISCUSSION

Socio-economic status of respondents

Table 1 displays the socioeconomic position of farmers, and it is evident that 44.1% of respondents had a medium level of socioeconomic status followed by 29.5% ~~had having a~~ high level of socio-economic status, and the rest 26.2% of respondents had a low level of socio-economic status respectively. Findings The findings of the study were similar to the findings of Varadan and Kumar [16].

Table 1: Distribution of respondents based on socio-economic status

S. No.	Category	Frequency	Percentage
1	Low	63	26.2
2	Medium	106	44.1
3	High	71	29.5
	Total	240	100

Comment [R14]: Providing results as tables and as figures for the same data is not recommended. Either display your results as a table or as a figure.

e.g. keep Table 1 and remove Figure 1
Keep Figure 2 and remove Table 2

Both modes of presentation have used a common data set. So, use either of them.

Comment [R15]: The discussion provided here is not sufficient. This is a short study presenting only socio-economic status, climate change perception, and mitigation measures. Based on the findings the discussion should be rewritten expanding more.

e.g. what are the capacity-building measures taken to cope with climate change-induced impacts?
What are the crop diversification methods?

Please refer to the comments and improve the discussion to maintain the quality of the manuscript.

Tables or figures must cited within the text where related.

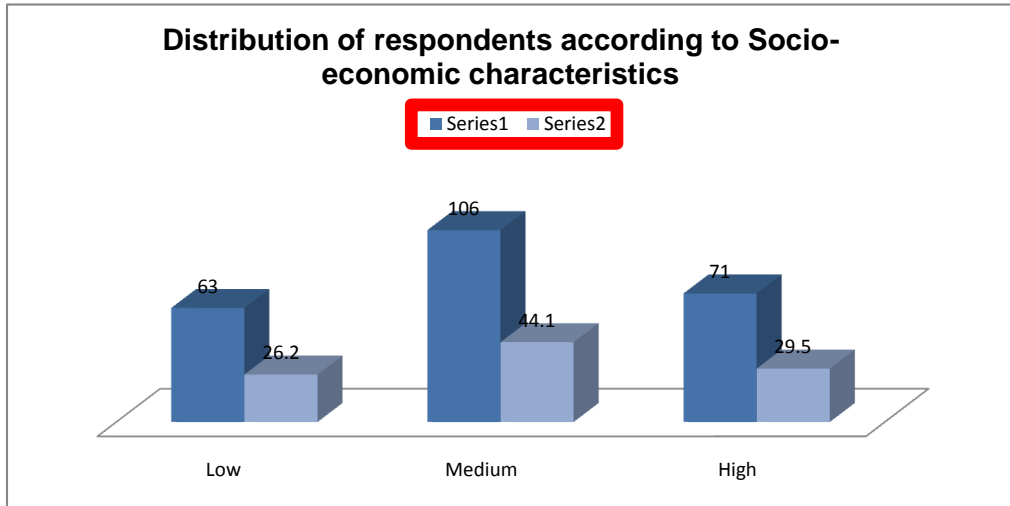


Fig1: Distribution of respondents according to socio-economic characteristics

Comment [R16]: Please specify what is series 1 and series 2. You can either display frequency or percentage of socio-economic status.

Farmer's perception about awareness of climate change

Table 2 shows the respondents' awareness of climate change. From the data, it was found that 94% of farmers perceived that the peak timing of the summer, rainy, and winter season has been changed in a few years. The findings show similarity with the findings of Hein, Y et al.[17] that the peak time of seasons and their duration has been changed. 92% of farmers agreed that the timing of monsoon onset has been changed. The similar result was found by Pandey et al.[18]. 88% of farmers were aware that there was an uncertain distribution of rainfall and 87% of farmers perceived that there was an increase in temperature in the summer season. Dhanya and Ramachandran[19], and Shashidhara and Reddy[20] also reported the similar findings. 85% of farmers reported high occurrences of heat waves during the summer season and 83% of farmers reported changes in rainfall patterns in the rainy season. Findings The findings of the study were in line with the findings of Nizam [21], and Singh[22]. 82% of farmers reported that the temperature was increasing in the summer season. Similar findings were reported by Dhanya and Ramachandran [23], and Dupdalet al.[24].

Table 2: Distribution of respondents based on their perception about climate change

Statements	Agree (%)	Disagree (%)
Change in the onset of monsoon	92	8
Occurrence of heat waves	85	15
Increasing temperature in the summer season	82	18
Increase in the number of hot days in summer	87	13

Comment [R17]: Providing results as tables and as figures for the same data is not recommended. Either display your results as a table or as a figure.

e.g. keep Table 1 and remove Figure 1
Keep Figure 2 and remove Table 2

Both modes of presentation have used a common data set. So, use either of them.

Peak time of seasons has changed	94	6
Change in rainfall termination	83	17
Recurrence of dry spells	79	21
Uncertain rainfall distribution	88	12

Farmer's perception about coping strategies to climate change

Farmers' main adaptation strategies in response to climate change have been recognized as adopting climate-resilient methods and converting to reliable weather forecasts. There are a lot of climate resilient practices which can be adopted by the farmers and farmers found it one of the main coping strategies against climate change.

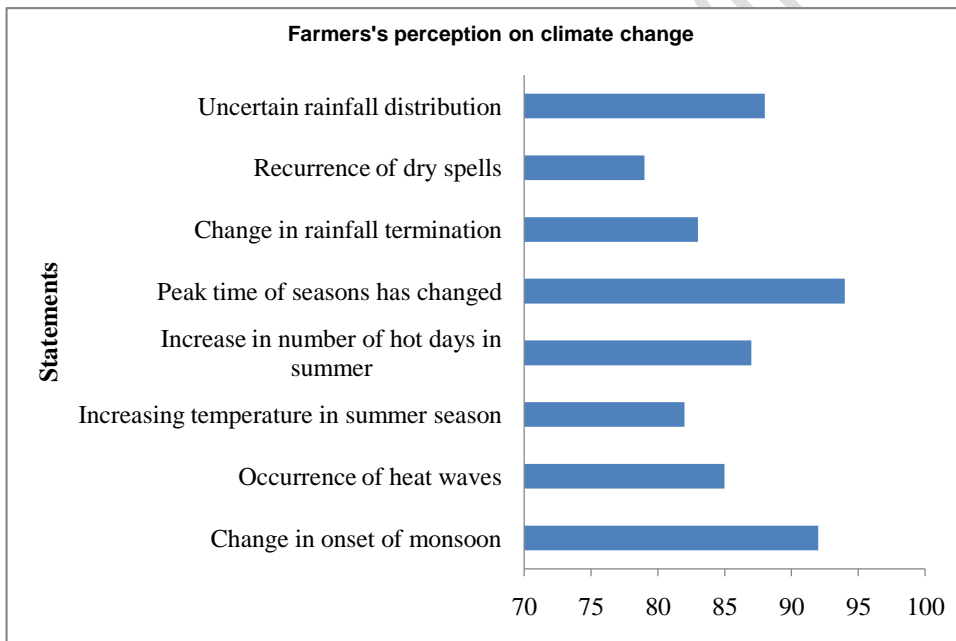


Fig 22: Distribution of respondents based on their perception about climate change

If farmers get timely weather updates they can choose appropriate and suitable smart practices to cope with climate change. Governments programs were found as the third main strategy to cope with climate change problems. There are many capacity development and awareness programs provided by Krishi Vigyan Kendra at the district level where farmers can benefited with from technological information to reduce the risk of climate change. Crop diversifications with short-short-duration crops such as pearl millets and cowpeas was found as an important coping mechanism. As the

Comment [R18]: Providing results as tables and as figures for the same data is not recommended. Either display your results as a table or as a figure.

e.g. keep Table 1 and remove Figure 1
Keep Figure 2 and remove Table 2

Both modes of presentation have used a common data set. So, use either of them.

Formatted: Highlight

Formatted: Highlight

study area is affected by the flood, farmers agreed that using of flood-tolerant and short-short-duration varieties could be beneficial to cope up with climate change. Result ~~The result~~ of the mean Garret ranking further revealed that change in cropping method and sowing time according to climate change will be beneficial for farmers. Application ~~The application~~ of modern agricultural technologies was found another coping mechanism for climate change. Findings ~~The findings~~ of the study ~~was~~ were in line with the findings of Dupdalet al.[25], Raghuvanshi, and Ansari [26].

Formatted: Highlight

Comment [R19]: Explain the use of the ranking system under material and methods.

Formatted: Highlight

Table 3: Distribution of respondents according to their coping strategies to climate change

Statements	Mean Garret Score	Rank
Switch to timely weather forecasting information	92.5	II
Climate resilient practices	95.1	I
Crop diversification	87.9	IV
Use of flood and drought drought-tolerant varieties	85.2	V
Change in cropping methods and time	79.1	VII
Short duration and early maturing varieties	83.7	VI
Application of modern technologies	76.5	VIII
Governments programs	88.9	III

Comment [R20]: Providing results as tables and as figures for the same data is not recommended. Either display your results as a table or as a figure.

e.g. keep Table 1 and remove Figure 1
Keep Figure 2 and remove Table 2

Both modes of presentation have used a common data set. So, use either of them.

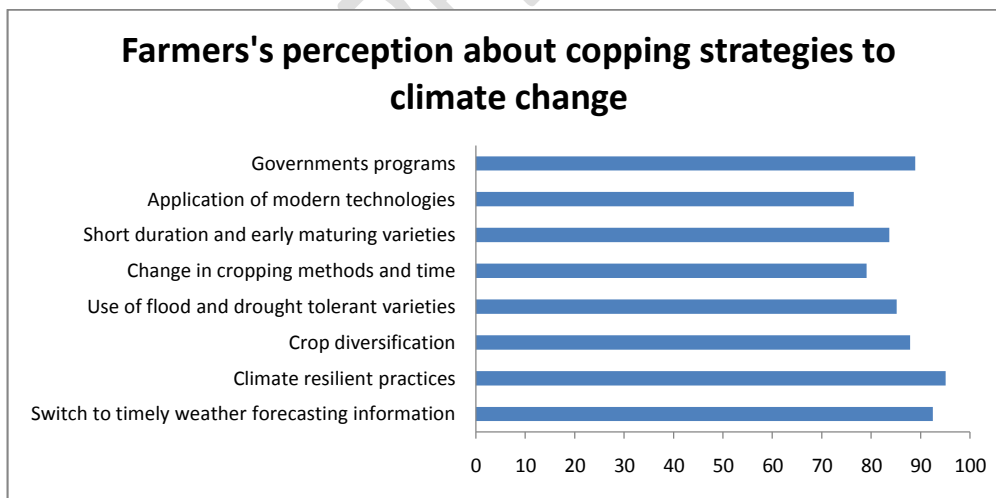


Fig 33: Distribution of respondents according to their coping strategies to climate change

Comment [R21]: Providing results as tables and as figures for the same data is not recommended. Either display your results as a table or as a figure.

e.g. keep Table 1 and remove Figure 1
Keep Figure 2 and remove Table 2

Both modes of presentation have used a common data set. So, use either of them.

CONCLUSION

The current study demonstrates the significance of understanding farmers' perceptions of climate change in creating adaptation strategies to combat the escalating effects of climate change and its variability. Studies have shown that the majority of farmers had a medium level of socio-economic characteristics. From the study result it was found that farmers were aware about of the climate change. Farmers agreed that the pPeak time of seasons has changed, there is a change in the onset of monsoon, uncertain rainfall distribution, recurrence of dry spells, etc. are some of the main problems of climate change. However, farmers demonstrated adaptability to the changing climate through a variety of local strategies, including switching to timely weather forecasting information, Climate–Climate-resilient practices, Use of flood and drought drought-tolerant varieties, Change in cropping methods and time, and Application of modern technologies. Based on these findings, it would be crucial for politicians and agricultural scientists to address climate change and identify the elements that have a detrimental impact on agricultural productivity, production efficiency, and farm profitability.

Comment [R22]: The conclusion can be improved after revising the manuscript.

Comment [R23]: Do they have a significant role in related to climate change mitigation? Explain more how.

REFERENCE

1. Ravi Shankar, K, Nagasree K, Maruthi S, Prasad GR, Raju MS, Subba R, Venkateswarlu AVM. Farmers' perceptions and adaptation measures towards changing climate in South India and role of extension in adaptation and mitigation to changing climate. Extension Bulletin No: 03/2013. Central Research Institute for Dry land Agriculture, Hyderabad. 2013: 13-21
2. Abrol IP, Sangar S. Sustaining Indian agriculture—conservation agriculture the way forward. Current Science. 2006; 91(9): 1020- 1025
3. Cummings RW and Parodar RS. reorienting Indian agriculture: challenges and opportunities. 2019
4. Anonymous. Indian Network for Climate Change Assessment, India (INCCA), Greenhouse Gas Emissions, 2007
5. Ray LK, Goel NK, Arora M. Trend analysis and change point detection of temperature over parts of India. Theor. Appl. Climate. 2019; 138 153-167
6. Rohini P, Rajeevan M, Srivastava AK. On the variability and increasing trends of heat waves over India. Scientist. 2016; 6: 26153-26161
7. Sharma S, Mujumdar P. Increasing frequency and spatial extent of concurrent meteorological droughts and heat waves in India. Scientist. 2017; 7 (1): 1-9
8. Sarkar S, Padaria RN. Farmers' awareness and risk perception about climate change in coastal ecosystem of west Bengal. Indian. Journal of Extension Education. 2010; 10(2):32-38.

Comment [R24]: Haven't used information published in top-research papers such as Science, Springer, Elsevier, MDPI; Regional environmental changes, atmosphere, food and agriculture, climate risk management, etc.

All the references are from India. Please refer to research papers published in the above journals and revise the research paper following the suggestions.

Use a particular referencing pattern as well.

9. Soubry B, Sherren K, Thornton TF. Are we taking farmers seriously? A review of the literature on farmer perceptions and climate change, 2007–2018 *J. Rural Stud.* 2020; 74, 210-222
10. Singh C, Rio CRD, Soundarajan V, Nath N and Shivanranjani V. Assessing India's mounting climate losses to financial institutions, <http://www.indiaenvironmentportal.org.in>. 2020
11. Soubry B, Sherren K, Thornton TF. Are we taking farmers seriously? A review of the literature on farmer perceptions and climate change, 2007–2018 *J. Rural Stud.* 2020; 74, 210-222
12. Alam GK, Alam K, Mushtaq S. Climate change perceptions and local adaptation strategies of hazard-prone rural households in Bangladesh. *Clim. Risk Manag.* 2017; 17: 52-63.
13. Banerjee RR. Farmers' perception of climate change, impact and adaptation strategies: a case study of four villages in the semi-arid regions of India. *Natural Hazards.* 2015; 75(3):2829-2845.
14. Montle BP, Teweldemedhin. Assessment of farmers' perceptions and the economic impact of climate change in Namibia: case study on small-scale irrigation farmers (SSIFs) of Ndonga Linena irrigation project. *Journal of Development and Agricultural Economics.* 2014; 6(11):443-454
15. Singh CS, Anima K, Kumar B and Gautam KA. Environmental challenge due to climate change in Bihar, Developing state of India. *Journal of Natural Sciences Research.* 2017; 4(13):21-28
16. Varadan RJ and Kumar P. Indigenous knowledge about climatechange: Validating the perception of dry land farmers in Tamil Nadu. *Indian Journal of Traditional Knowledge.*2014; 13(2); 390-397.
17. Hein Y, Vijitsrikamol K, Attavanich W, Janekarnkij P. Do farmers perceive the trends of local climate variability accurately? An analysis of farmers' perceptions and meteorological data in Myanmar. *Climate.*2014; 7(5): 64-75
18. Pandey AK, Prasad R, Newaj R, Dhyani SK, Saroj NK, Tripathi VD. Climate change: Perceived risk in agriculture and innovative adaptations at local level in Bundelkhand region of Madhya Pradesh. *Indian Journal of Agroforestry.* 2020; 14(2):18-22
19. Dhanya P, Ramachandran A. Farmers' perceptions of climate change and the proposed agriculture adaptation strategies in a semi-arid region of south India. *Journal of Integrative Environmental Sciences.*2016; 13(1): 1-18
20. Shashidhra KK, Reddy BS. Farmers' perceptions and adaptation about changing climate and its variability in UKP area of Karnataka. *Indian Research Journal of Extension Education.*2012; 12(2): 196-201
21. Nizam S. Farmers' Perception on Climate Change. *Proceedings of the Third International Symposium, SEUSL: Oluvi, Sri Lanka.* 2013; 77-82
22. Singh S. Farmers' perception of climate change and adaptation decisions: A micro-level evidence from Bundelkhand Region, India. *Ecological Indicators.* 2020; 116:106475.
23. Singh C, Rio CRD, Soundarajan V, Nath N and Shivanranjani V. Assessing India's mounting climate losses to financial institutions, <http://www.indiaenvironmentportal.org.in>. 2020
24. Dhanya P, Ramachandran A. Farmers' perceptions of climate change and the proposed agriculture adaptation strategies in a semi-arid region of south India. *Journal of Integrative Environmental Sciences.*2016; 13(1): 1-18

25. Dupdal R. and Patil BL. Constraints experienced and suggestions by farming community in adaptation to climate change in Karnataka: An economic analysis. *International Journal of Current Microbiology and Applied Sciences*.2019; 8(2): 376–383.
26. Raghuvanshi R and Ansari MA. Farmers' vulnerability to climate change: a study in north Himalayan region of Uttarakhand, India. *Indian Journal of Extension Education*, 2020; 56(4): 1-8

UNDER PEER REVIEW