

Original Research Article

Survey on fungicide usage patterns and farmer's willingness to adopt disease management practices in cucurbits

Abstract

The rising use of fungicides in cucurbits are significant issue, there are insufficient data to support the various factors influencing fungicide usage pattern. In this survey, a structured questionnaire and sequential exploratory mixed design was used to gather information about marginal scale (<5 acre) cucurbits farmers along with their perception on fungicide and their knowledge towards adopting integrated disease management. Cucurbits downy mildew and powdery mildew poses major diseases and shows severe yield loss upto 42% and 34% respectively. The results revealed that most of the farmers heavily relied on fungicide (55.71%) for management, although they were aware of the negative impacts of fungicides on human health and the environment (67.14%). In this Dimethomorp (18.57%) and Metalaxyl + Mancozeb (17.14%) was mostly used. During a cropping season, farmers (38.57%) was used fungicide frequently for 8-9 times and also adhered to less pre-harvest intervals. In this study, a data on farmers following indiscriminate and frequent use of chemical fungicide which led to disease resurgence, resistance, also encouraged to follow integrated disease management strategy and adoption to preventive measures based on forewarning advisory.

Keywords: Cucurbits, survey, farmers, fungicide use patterns, integrated disease management, sustainable agriculture, awareness.

INTRODUCTION

Cucurbits belongs to cucurbitaceae family, are highly economically valued vegetables which includes pumpkin, cucumber, ash gourd, ridge gourd, bitter gourd, bottle gourd, snake gourd, water melon (Seshadri,1996). In response to the growing demand for food security due to a rising population, there has been a concerted effort to increase cucurbit cultivation in India. As a significant contributor to the global production of cucurbits, India produces around 5.1 million tons annually, accounting for approximately 28 million tonnes of the total global output (FAO, 2021). Cucurbitaceous vegetables, including cucurbits, are vital to India's agricultural sector, representing nearly 18% of the country's total vegetable production. These efforts to promote and encourage cucurbit cultivation aim to enhance overall vegetable productivity in the country (Rai *et al.*, 2008).

Cucurbits are extremely susceptible to various diseases due to their mushy and succulent nature. This susceptibility can reduce the growth rate of cultivated varieties. Plant pathogens cause nearly 20-

40% of economic yield loss, among them 30% of crop diseases caused by fungi (Anderson *et al.*, 2004). Pesticides are crucial components of the trendy agricultural technology that has been widely accepted throughout the world (Ali *et al.*, 2020). The vast majority of the farmers believed that fungicides are essential for high yields and excellent quality of the crop. Therefore farmers use a variety of fungicides applied more frequently to protect vegetables (Sutharsan *et al.*, 2014). The practice of using indiscriminate amounts of fungicides can have a variety of negative impacts on users' health and has been known to almost all farmers (Damalas *et al.*, 2006). Even while fungicides are a necessary part of commercial agriculture production, their indiscriminate usage by vegetable producers is a serious concern. In recent decades, synthetic pesticides have dominated the global market. However, there is a growing interest in sustainable agriculture practises worldwide as a result of growing awareness about the harmful effects of crop protection agents on health (Indiscriminately used fungicides are harming the biota while being employed to boost agricultural productivity. The environmental transmission of fungicide causes harm to non-target organisms. There is a chance that some fungicides harm the environment and human health. According to estimates, only about 0.1 percent of pesticides reach their target species, with the remainder polluting the ecosystem and harming the environment (Gill and Garg, 2014).

It is feasible to decrease the fungicide usage by carefully integrating various control strategies that prevent infestation. Fungicide usage and other interventions should be limited to levels that are economically viable, secure for the environment, and safe for human health (FAO, 1994). The conventional integrated disease management strategy focused a strong emphasis on ecological aspects of disease management.

The aim of this study was to examine cucurbits vegetable growers in Tamil Nadu with regard to their knowledge, attitudes, and practises regarding the usage of fungicides. The study investigated the level of fungicide use and looked at existing management techniques in vegetable production. In order to understand local farmers' opinion on fungicide poisoning and adverse environmental effects, a survey was conducted to assess their knowledge and perception of integrated disease management. These techniques make use of wide range of methods that work together to minimize the fungicide usage. Among that disease prediction model have a potential to decrease the frequency and amount of fungicide application.

2. MATERIAL AND METHODS

2.1 Selection of survey site and collection of data

The detailed Survey study was conducted on major cucurbits cultivating districts namely Coimbatore, Krishnagiri, Dindigul in Tamil Nadu (Figure.1, Table 1).

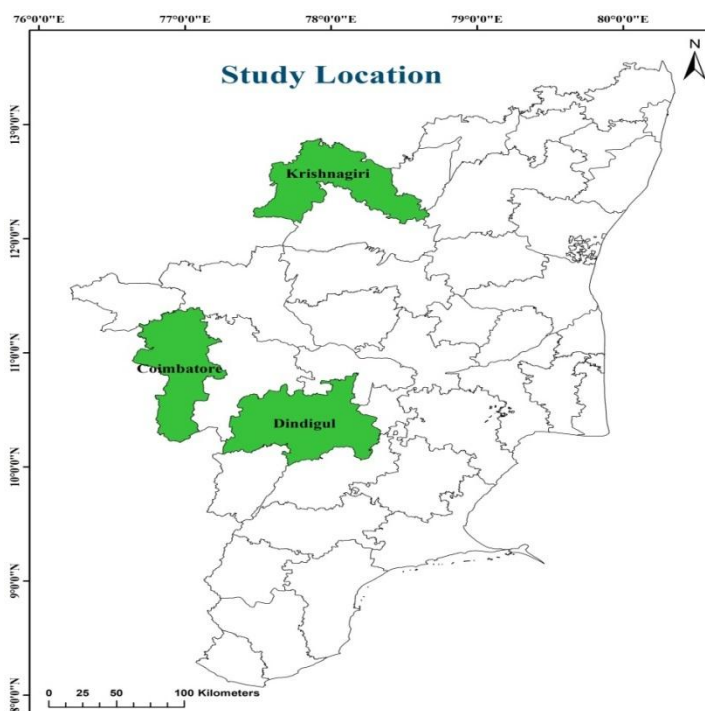


Figure 1. Survey location of cucurbits growing areas in Tamil Nadu

Table 1. Details of study location of Cucurbits growing areas in Tamil Nadu

Study district	Block	Location	No of farmers respondents per block	Max and Min tem/ Annual rainfall
Krishnagiri	Denkanikottai	12.5270° N, 77.7899° E	1	Mean annual temperature ranges from 37°C to 17°C and annual rainfall 830 mm
	Hosur	12.7409° N, 77.8253° E	31	
Coimbatore	Anaimalai	10.5821° N, 76.9343° E	15	Mean annual temperature ranges from 35°C to 18°C and annual rainfall 677mm
	Pollachi	10.6609° N, 77.0048° E	17	
Dindigul	Odanchatram	10.4897° N, 77.7544° E	3	Mean annual temperature ranges from 37.5 °C to 19.7°C and annual rainfall 836 mm
	Reddiyarchatram	10.4304° N, 77.8673° E	3	

2.2 Farmers selection and their farming pattern

Cucurbits have been selected as the study crops due to frequent use of fungicide by farmers to maintain the aesthetic value against diseases. When choosing prospective farmers, agricultural instructors were the most trustworthy source of information. Selected respondents were not growing the same crop throughout the cropping period. A farmers who cultivating cucurbits during the period of data collection was considered to be a cucurbit grower. The certain number of respondents were

selected from each district was based on the population of farming community involved during the study season.

2.3 Data collection

Prior to visiting the farmer's field, the possible cucurbit cultivated areas were identified from secondary data and literatures. The primary data were collected from farmers on various aspects of knowledge and attitude of fungicide choice, application pattern and its frequency, awareness on pest and disease management, perception about integrated pest and disease management. These details reveals, what farmers are aware of, how they view the issue's effect.

Data were gathered using a descriptive survey method, because it is well acknowledged to be a suitable method for getting people's perspectives on social issues and facts prevalent in a certain region or location. Farmers provide multiple answers to some question (such as cultivation season, mostly used fungicides and fungicides, most commonly occurring pests and diseases, source of information about most appropriate pesticide, etc.) depending on the practices they used and a fixed variable wasn't available. Most of the focused questions elicited answers in the form of "YES" or "NO" statements from the majority of people. Standardized questionnaire were developed for the survey purpose.

2.4 Data analysis

All the collected data from questionnaire were entered in excel spread sheet and then Statistical analysis were done by using Statistical Package for the Social Sciences SPSS Program and R studio. Descriptive statistics were calculated for the data in terms of Mean, standard deviation, frequencies and percentage.

A typical chi square test used in this survey research to examine the categorised data and assess whether there is significant association between socio economic variables (such as age, experience of farmers and level education) and behaviours regarding to IDM, willingness to practice IDM, attitudes towards the efficacy of chemical fungicides, safe use of fungicides and methods for disposing of empty containers.

The strength of the interactions was determined using the Cramer's V value and the significance of the associations was examined at the confidence level.

Non-parametric test, such as the Kruskal-Wallis tests for significant differences, were employed to examine the relationship between farmers response to certain questions. To determine the significance of the association between these variables, an exact Fisher test was conducted.

3. RESULTS AND DISCUSSION

3.1 Socio economic characteristics of the respondents

In present survey data reveals that majority of the farmers (48.57%) falls under 40-49 middle age groups and followed by (27.14%) 30-39 young age groups and old age group (22.86%) and very few

of them (1.43%) comes under very old age groups. The survey found that, 100% gourds growers were men. This outcome was consistent with (Berni *et al.*, 2021) who stated that 402 farmers surveyed, 90.3% were men and 9.7% were women. These results show that the majority of the male are interested in farming practices and disease management. In terms of education, the majority of respondents (38.57%) pursued ordinary and advance levels of education followed by 15.72% respondents are degree holders.

Most of people are directly or indirectly depends on agriculture for their livelihood. According to survey data, majority of the farmers 40% cultivate cucurbits consistently followed by 34.29 %. Farming is the main source of income for 55.71% respondents (Table 2). Similar findings were reported by Bhutto and Bazmi (2007), who found that most farmers live in rural area subsistence on small land for agriculture.

Table 2. Socio economic characters of cucurbits cultivated respondents (farmers)

S.No	Particulars	Frequency (N=70)	Percentage
1.	Age		
	I. 30-39	19	27.14
	II. 40-49	34	48.57
	III. 50-59	16	22.86
	IV. 60-69	1	1.43
2.	Gender		
	I. Male	70	100
	II. Female	0	0
3.	Education background		
	I. Below ordinary level (<5 th Grade)	5	7.14
	II. Ordinary level (5 th -10 th)	27	38.57
	III. Advance level (10 th – 12 th)	27	38.57
	IV. Above advance level (Degree)	11	15.72
4.	Total period (years) of time engaged in cucurbits cultivation		
	I. 1-2	8	11.43
	II. 3-4	28	40.00
	III. 5-6	24	34.29
	IV. 7-8	10	14.29
5.	Major sources of income		
	I. Farming	39	55.71
	II. Other	31	44.29

3.2 Fungicide choice and application pattern

Majority of the farmers (44.29%) perceived efficiency of fungicides to control the diseases. According to the survey data majority of farmers (42.86 %) contacted Agrochemical dealers/sellers followed by 40 % respondents learned by communicating with fellow farmers; and also 7.14% farmers consult agricultural officials, 10% of farmers got information from other sources. This outcome was consistent with Zhang and Lu (2007). survey found that among the respondents, approximately 34.5% had obtained fungicide information from fungicide distributors. Furthermore, about 54.43% acquired such

information from their co-workers, 41.09% based on their own personal experiences, and 25.79%, 16.67%, and 7.36% relied on TV, newspapers, and the Internet, respectively.

Only around 44.29% respondents actually sprayed pesticides at the recommended amount while others 55.71% respondents used excessive amount and dosage. Reddy *et al.*, (2011) reported that increasing trend fungicides was observed in 42.21% of farmers and they used the mixed fungicide pattern. This was suggested by different sources like Agrochemical dealers and Agricultural officers. About 64.29% of respondents had used the mixed pesticides for their crop (Table 3.) Similar findings were reported by Jamali *et al.*, (2014) that about 90% of surveyed farmers had used mixed fungicide spray.

Table 3. Choice of fungicides and patterns of application followed in the survey area

S.No	Variables	Percentage of respondents
1.	factors considering the choice of fungicide I. Cost of the product II. Efficiency of fungicide III. Ease of use IV. Ease of availability V. Previous practice /experience	17.14 44.29 2.86 27.14 35.71
2.	Trend of fungicide use I. Increasing II. Decreasing III. Constant	42.21 20.85 34.89
3.	Source of information on selection of fungicide I. Agrochemical dealers/sellers II. Agricultural officers III. Fellow farmers IV. Other source	42.86 7.14 40.00 10
4.	Mostly Preferred formulation types I. Wettable powders II. Emulsified concentration	44.29 55.71
5.	Amount of fungicide used for cultivation I. Excessive II. Not excessive	55.71 44.29
6.	Regular monitoring of disease I. Yes II. No	65.71 34.29

3.3 Occurrence of main diseases and their identification and management

Regular disease monitoring practices was followed by 65.71per cent respondents from all study area and rest of 34.2per cent of the farmers did not follow any monitoring practices (Table 3). The survey depicted that downy mildew caused severe damage (42%) followed by powdery mildew (34%), leaf curl (14%), leaf spot (10%). The disease identification was done by farmers with their own experience (40%) followed by help of fellow farmers (28.57). (Figure 2,3)

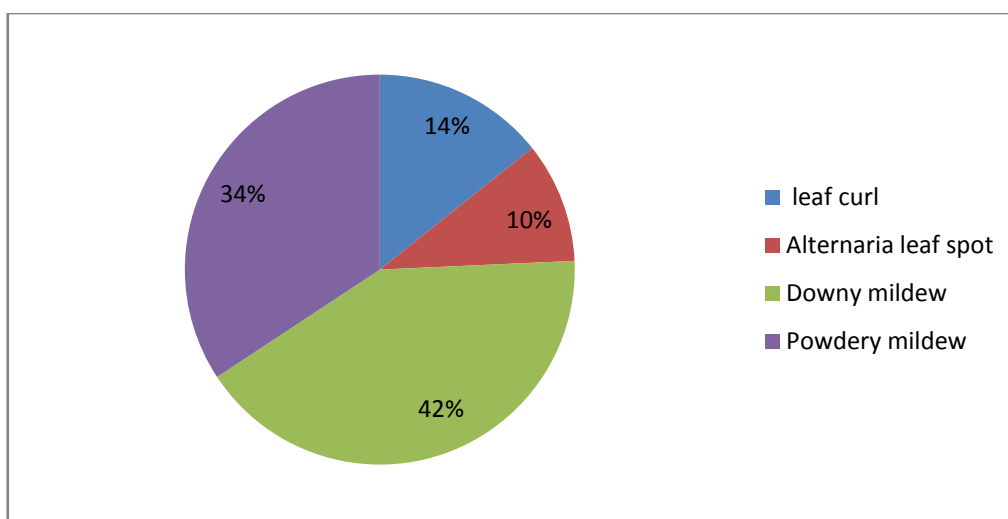


Figure 2. Common diseases experienced by farmers in their field

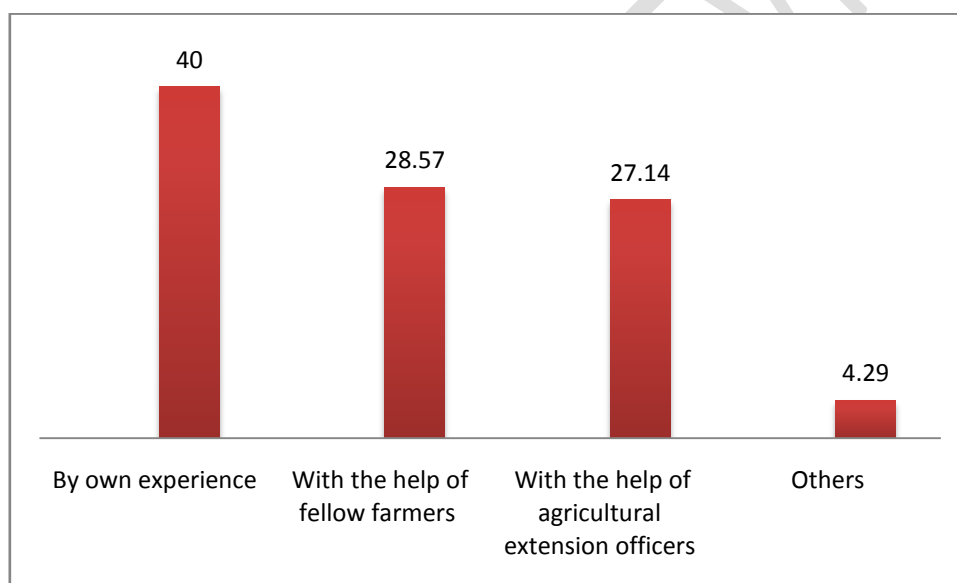


Figure 3. Mode of Disease identification by farmers in selected study area.

3.4. Choice of fungicide product by farmers

Across the study sites, there were notable differences in farmer's preference for fungicide products. Dimethomorp (18.57%), Tebuconazole+Trifloxystrobin (7.14%), Propiconazole+Difenocozone (4.29%) was used to control powdery mildew. Similar findings were reported by Wahul et al., (2018). Metalaxyl+Mancozeb (17.14%) Azoxystrobin+Propiconazole (15.51%), Matalaxyl (11.43%) for downy mildew (Figure 4). Pandit et al., (2020) found that Metalaxyl+Mancozeb fungicide better for downy mildew control. Among them only few of farmers was used Zineb + Hexaconazole (11.43%), Mancozeb (10%), Tebuconazole (4.29%), Tebuconazole+Trifloxystrobin (7.14%), for controlling *alternaria* leaf spot.

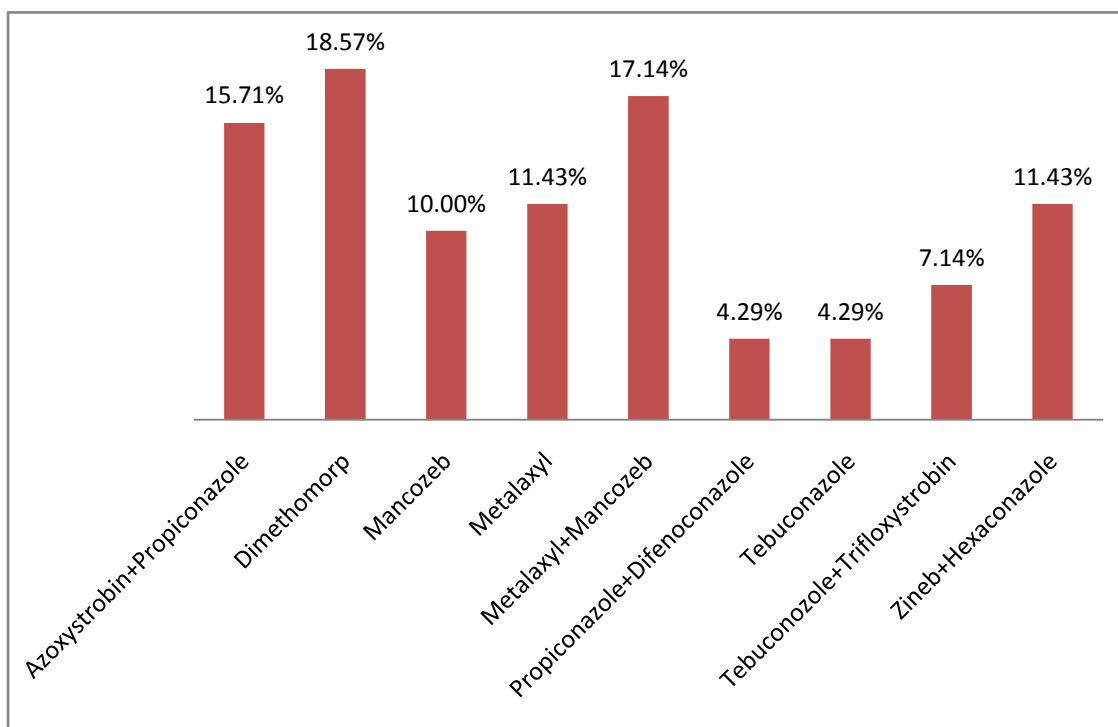


Figure 4. Fungicides practiced during cucurbits cultivation

3.5. Spraying practices followed by farmers

Fungicides were sprayed between 2 to 11 times by farmers during the cultivation season. The majority of farmers (38.57%) sprayed fungicide 8-9 times followed by (24.29%) 10 -11times and (21.43%) 6-7times during a single growing season to manage crop disease (Table 4, Figure 5). Most of the farmers (32.85%) followed the waiting period of 5-7 days. Few among them (1.43 %) did not follow any waiting period. The farmers were unable to wait until the safe harvest season because perishable nature of cucurbits which would lower the market price. According to this Majority of the farmers (40%) revealed that they applied fungicide on after emergence of disease while 32.86% and 27.14% of respondents applied depends on situation and before emergence of pest respectively. Significant proportion of the farmers (52.86%) sprayed fungicide on late evening while remaining (47.14%) are sprayed on early morning. The use of fungicide in the morning had a negative impact on birds and other species that fed in morning.

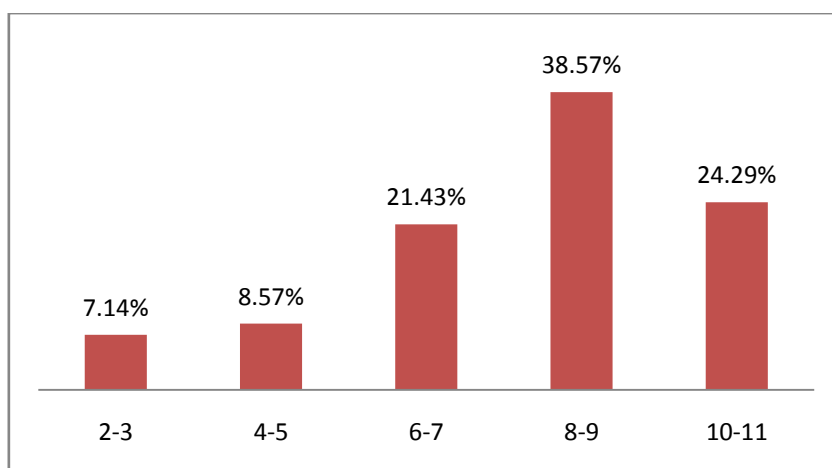


Figure 5. Frequency of fungicide applied by farmers in their field

Table 4. General practices followed during application Fungicide

S.No	Particulars	Frequency	Percentage of respondents
1.	Time interval between last spraying and harvesting		
	I. No waiting period	1	1.43
	II. 1-2	30	42.86
	III. 3-4	16	22.86
	IV. 5-7	23	32.85
2.	Time of fungicide application		
	I. Early morning	33	47.14
	II. Afternoon	0	0
	III. Late evening	37	52.86
3.	Method of application		
	I. Mixed application	45	64.29
	II. Separate application of fungicide	25	35.71
4.	Concern regarding to fungicide drift during application		
	I. Yes	33	47.14
	II. No	37	52.86
5.	Awareness on the negative impact of fungicide on environment		
	I. Yes	44	62.86
	II. No	26	37.14
6.	Awareness on the negative impact of fungicide on human health		
	I. Yes	47	67.14
	II. No	23	32.86
7.	Take bath immediately after application		
	I. Yes	62	88.57
	II. No	8	11.43

3.6 Practices related to safe use of fungicides

From the survey, we observed that the majority of the farmers (58.57%) did not wear any protective clothes while applying fungicides except mouth and nose covering clothes. It was noted that partial safety precaution measures including long sleeved shirts along with mouth and nose covering cloths were adopted by 14.29% of respondents. Only 7% of them reported to take all necessary precaution such as donning protective cloths, hand gloves, nasal masks etc. The application of pesticides is largely carried out manually by farmers without the use of any safer alternatives, such as motorized spraying machine (Table 5). Devi (2009) was noted that approximately 80% of Indian farmers chose to cover their faces and heads with cloth while opting to remain barefoot.

It was noted that 88.57% respondents were take a bath immediately after application of fungicide. The findings of Weng and Black (2015) align with the results mentioned above, indicating that approximately 81.8% of farm workers in Taiwan follow the practice of taking a shower right after applying pesticides and subsequently changing their contaminated clothes. While the respondent farmers employed a variety of disposal techniques for empty containers, burying (57.33 %) was the predominantly adopted by most of the farmers. About 67.14% of respondents were aware on the negative impact of fungicide on environment. Majority of the farmers 52.86% were unaware about fungicide drift effect. According to the findings of Mohanty *et al.*, (2013), evident that the farmers demonstrated awareness regarding the toxic nature of pesticides, recognizing their potential harm to both the environment and the human body. The survey revealed that 60% of the respondents preferred to store the fungicide in separate room under locked condition, 38.57% in the field and remaining 1.43% in house (Table 5). Konradsen *et al.* (2007) found the similar findings, indicating that the majority of participants in Sri Lanka (82%) stored pesticides securely at home, with 46% opting to store them on their farms (Table 5).

Table 5. Safety awareness on disposal of fungicide container and risk of fungicide use

S.no	Variables	Frequency (N=70)	Percentage respondent	of
1.	Use of Protective cloths			
	I. Poor	41	58.57	
	II. Moderate	10	14.29	
	III. Highly satisfied	19	27.14	
2.	Take both immediately after application			
	I. Yes	62	88.57	
	II. No	8	11.43	
3.	Method of disposal of empty fungicide bottles			
	I. Burial	31	44.33	
	II. Burning	39	57.33	

4.	Method of storing fungicide		
	I. In a separate room under locked condition	42	60.00
	II. In a place within the house	1	1.43
	III. In a place located in the field	27	38.57

3.7 Health issues associated with fungicide application

The adverse health effects of fungicides on public health, and in particular the health of farm workers, have increased as a result of improperly regulated and potentially hazardous fungicide usage and inadequate knowledge. The majority of the interviewed farmers reported that they had suffered from multiple short term health effects such as Itching (28.57%), Headache (24.29%), Breathing difficult (14.29%), Skin irritation (12.86%), Allergy (8.57%), Muscle twitches (5.71%), Excessive salivation (5.71%) (Figure 6). In Nagendra *et al.*, (2009) reported that 51.67% of individuals experienced skin irritation, while eye irritation and headache symptoms were reported by 44.17% and 35.83% of the participants, respectively.

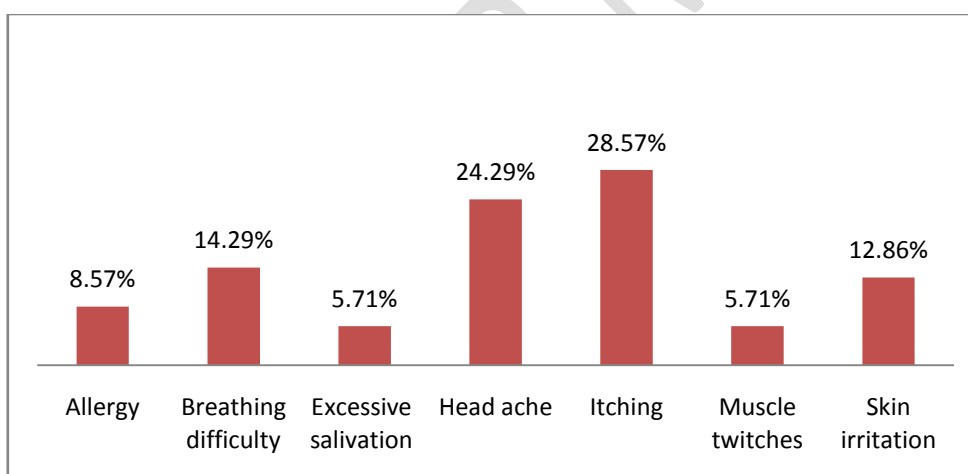


Figure 6. Health issues associated with fungicides spray

3.8 Farmers' opinion on fungicide use, integrated disease management and safe fungicide use are correlated with various demographic factors

Statistically significant associations ($P < 0.05$) were observed among certain demographic factors, fungicide usage practices, and perceptions of integrated disease management within specific groups of farmers (Table 6). These associations included positive correlations such as the relationship between farmers' education level and the use of protective clothing, farmers' experience and their opinions on fungicide effectiveness, farmers' willingness to adopt integrated disease management and their lack of knowledge on IDM, as well as the frequency of fungicide application and short-term health issues.

Table 6. Results of statistical significance of the variation among different response

S.no	variables	P value	Cramer v value
1	Farmers like to practise Integrated disease management instead of totally chemical based method	0.000176	0.402862
2	Fungicide frequency and health issues after fungicide application	0.002504	0.454616
3	Education background and use of protective cloth	1.2173E-9	0.273112

3.9 Effect of selected parameters on farmers' perceptions of fungicide effectiveness

Older farmers tend to have a less favourable perception of the effectiveness of fungicides controlling diseases. (Table 7). Furthermore, the farmers' opinion on fungicide effectiveness is influenced by certain practices. Farmers who hold a positive view on fungicide effectiveness tend to apply fungicide more frequently during the cropping cycle, have lesser intervals between consecutive fungicide applications, and allow a less pre harvest interval before harvesting. On the other hand, the uses of fungicide mixtures are negatively associated with farmers' perception of fungicide effectiveness.

Table 7. Results of Kruskal-Wallis test to evaluate the statistical significance of the differences observed among various groups of farmers in their responses to effectiveness of fungicide.

Variables	P values
I. Socio economic characteristics	
▪ Age group	0.392408
▪ Educational background	6.4311E-14
▪ Total period of time engaged in cucurbits cultivation	0.115966
▪ Income source	0.772986
II. Frequency of application	6.3051E-16
III. Current number of fungicide application per crop cycle	0.256703
IV. Preharvest interval	0.029511
V. Method of application	0.000102
▪ Mixed chemical	
▪ separate application	

3.10 Effect of selected factors on willingness to adopt IDM

The results reveal that farmers' willingness to adopt Integrated Disease Management in their crop protection practices is influenced by various demographic factors (Table 8). Farmers with younger age and higher education level are positively associated with the willingness to adopt integrated disease management, indicating that younger and more educated farmers are more open to embracing integrated disease management methods. However, the willingness to adopt integrated disease management decreases with the number of years in farming. Moreover, farmers whose primary source of income is farming are more inclined to adopt integrated disease management approach.

Interestingly, farmers' current reliance on chemical-based crop protection practices is positively correlated with their willingness to adopt IDM. This implies that farmers who currently rely solely on fungicides are more willing to IDM methods. Additionally, while farmers' awareness of the environmental impacts and human health was positively influences their willingness to adopt IDM.

Table 8. Results of Kruskal-Wallis test to evaluate the statistical significance of the differences observed among various groups of farmers in their willingness to adopt IDM.

Variables	P values
I. Socio economic characteristics	
▪ Age group	6.4311E-14
▪ Educational background	6.3051E-16
▪ Total period of time engaged in cucurbits cultivation	0.772986
▪ Income source	0.055402
II. Awareness on negative impact of fungicide on the environment and human	3.0697E-13
III. Current fungicide usage	2.3783E-12

3.11 Effect of selected farmers on willingness to adopt forewarning model

Statistically significant associations ($P < 0.05$) were observed among some demographic factors. (Table 9). Notably none of the farmers were not aware on forewarning method. Among that Only 30% of the farmers willing to adopt forewarning system. The results reveals that farmers with higher education level, frequent fungicides users ,application of higher amount are positively associated with willingness to adopt forewarning model. The farmers with time period engaged for cucurbits cultivation were declined to adopt that warning model because lack of awareness.

Table 9. Chi-square test results showed statistically significant relationships with the farmer's willingness of forewarning model

Association Test	P Value
I. Socio economic characteristics	

▪ Educational background	0.001914
▪ Total period of time engaged in cucurbits cultivation	0.282603
II. Time interval for fungicide application	0.021303
III. Current fungicide usage	0.002504

Conclusion

Research findings provide that cucurbits hindered by various diseases like powdery mildew, downy mildew, leaf spots, leaf curl. Among that powdery mildew, downy mildew threatens the food supply, exhibiting varying dispersal patterns, prevalence, and severity. The consequences of these diseases on sustainable crop yields in the future remain uncertain. It is possible to detect this airborne spore by using spore traps. The model-based technology presents fresh opportunities for integrating disease monitoring predictive models, necessitating a robust analytical framework. Integrated model-based forecasting frameworks offer the potential to enhance the timeliness, effectiveness, and foresight in controlling crop diseases, while minimizing economic costs, environmental impacts, and yield losses. A monitoring system to ensure early detection of outbreaks should be in place, so that control measures can be planned, and applied at the most appropriate time. Farmer's shows less willingness for adopt this model because of lack of knowledge. Diversified extension activities include training to local farmers and engage in choosing and actively participating in educational programs. These activities enable farmers to learn, apply and adopt improved technology.

Reference:

1. Ali MP, Kabir MM, Haque SS, Qin X, Nasrin S, Landis D, Holmquist B, Ahmed N. Farmer's behavior in pesticide use: Insights study from smallholder and intensive agricultural farms in Bangladesh. *Science of the Total Environment*. 2020 ;747:141160.
2. Anderson PK, Cunningham AA, Patel NG, Morales FJ, Epstein PR, Daszak P. Emerging infectious diseases of plants: pathogen pollution, climate change and agrotechnology drivers. *Trends in ecology & evolution*. 2004;19(10):535-44.
3. Berni I, Menouni A, El IG, Duca RC, Kestemont MP, Godderis L, Jaafari SE. Understanding farmers' safety behavior regarding pesticide use in Morocco. *Sustainable Production and Consumption*. 2021; 25:471-83.
4. Bhutto AW, Bazmi AA. Sustainable agriculture and eradication of rural poverty in Pakistan. *In Natural Resources Forum* 2007;31(4):253-262.

5. Damalas CA, Georgiou EB, Theodorou MG. Pesticide use and safety practices among Greek tobacco farmers: a survey. *International journal of environmental health research*. 2006;16(5):339-48.
6. Devi PI. Health risk perceptions, awareness and handling behaviour of pesticides by farm workers. *Agricultural Economics Research Review*. 2009;22(347-2016-16847):263-8.
7. Gill HK, Garg H. Pesticide: environmental impacts and management strategies. *Pesticides-toxic aspects*. 2014;8(187):10-5772.
8. Jamali AA, Solangi AR, Memon N, Nizamani SM. Current scenario of pesticide practices among farmers for vegetable production: A case study in Lower Sindh, Pakistan. *International Journal of Development and Sustainability*. 2014;3(3):493-504.
9. Konradsen F, Pieris R, Weerasinghe M, Van der Hoek W, Eddleston M, Dawson AH. Community uptake of safe storage boxes to reduce self-poisoning from pesticides in rural Sri Lanka. *BMC Public Health*. 2007;7:1-7.
10. Mohanty MK, Behera BK, Jena SK, Srikanth S, Mogane C, Samal S, Behera AA. Knowledge attitude and practice of pesticide use among agricultural workers in Puducherry, South India. *Journal of forensic and legal medicine*. 2013;20(8):1028-31.
11. Nagendra .Economic consequences of fungicide use in cabbage production in Belgaum district of Karnataka. M.Sc Thesis. University of Agricultural Sciences, Dharwad, India.2009.
12. Pandit S, Manandhar HK, Dhakal KH, Rijal S, Bhandari S, Paneru S. Efficacy of fungicides in management of Downy mildew disease of Cucumber (*Cucumis sativus* L.) under open field conditions, in Dhading district of Nepal. *Journal of Agriculture and Natural Resources*. 2020;3(1):240-52.
13. Rai M, Pandey S, Kumar S, Pitrat M. Cucurbit research in India: a retrospect.2008.
14. Reddy G, Satish J, Sekhara MC. Awareness of chilli farmers on safe use of pesticides: a case of crop life India project farmers from Guntur district of Andhra Pradesh. *International Journal of Applied Biology and Pharmacology*. 2011;2(2):128-32.
15. Seshadri VS, More TA. Indian land races in *Cucumis melo*. In *International Symposium on Cucurbits* 588. 2001:187-193.
16. Sutharsan S, Sivakumar K, Srikrishnah S. Pesticide usage pattern for vegetable cultivation in Manmunai South & Eruvilpattu divisional secretariat Division of Batticaloa District, Sri Lanka.

International Journal of Agricultural Research, Innovation and Technology (IJARIT). 2014;4(2355-2020-1555):53-6..

17. Wahul SM, Jagtap GP, Rewale KA, Bhosale RP.(In vitro Evaluation of Various Fungicides against *Erysiphe cichoracearum* in Polyhouse. *Int. J. Curr. Microbiol. App. Sci.* 2018;7(10):1611-1617.

18. Weng CY, Black C. Taiwanese farm workers' pesticide knowledge, attitudes, behaviors and clothing practices. *International journal of environmental health research.* 2015;25(6):685-96.

19. Zhang H, Lu Y. End-users' knowledge, attitude, and behavior towards safe use of pesticides: a case study in the Guanting Reservoir area, China. *Environmental geochemistry and health.* 2007;29:513-20.

UNDER PEER REVIEW