

Original Research Article

Physiological Role of Nutrient Consortium for Improving the Yield in Cotton

ABSTRACT

Aims: To study the impact of nutrients and PGRs (Plant Growth Regulators) on morphological, physiological and yield attributes of the cotton crop.

Study design: Factorial Completely Randomized Design (FCRD) with four replications.

Place and Duration of study: The study was conducted in the Glass house, Department of Crop Physiology, Tamil Nadu Agricultural University (TNAU) during February 2023 – June 2023.

Methodology: The pot culture experiment was conducted using two cotton varieties (CO 17 and MCU 5) with the treatments containing foliar spray of Nutrio-hormonal consortia I, Nutrio-hormonal consortia II, Cotton Booster I, Cotton Booster II at the dose of 1% along with control were imposed at flowering and boll development stages. The morphological, physiological and yield attributes viz., plant height (in cm), chlorophyll index, total dry matter production (g/plant), number of sympodial branches per plant, number of bolls per plant, boll weight (g/boll) and seed cotton yield (g/plant) were recorded.

Results: Foliar application of the Cotton booster II resulted significant increase in plant height (58.35 cm), total dry matter production (38.65 g/plant), number of sympodial branches per plant (17.8), number of bolls per plant(15.60), boll weight(3.88 g/boll) and seed cotton yield (42.79 g/plant) followed by Cotton booster I in CO 17 variety. Similarly, in MCU 5 cotton variety, significant difference was observed in plant height (69.37 cm), total dry matter production (45.60 g/plant), number of sympodial branches per plant (19.6), number of bolls per plant (20.0), boll weight(4.39 g/boll) and seed cotton yield (48.77 g/plant).

Conclusion: From the study, it can be concluded that, the foliar application of Cotton Booster II exhibited better growth and yield attributes due to the application of nutrients and PGRs consortium.

Keywords: (Cotton, Yield, Foliar application, TNAU Cotton Plus booster, Nutrients and PGRs)

1. INTRODUCTION

Cotton is a commercial cash crop which provides huge contribution in textile industries by producing natural fibers as raw materials. The crop sustains the livelihood for 6 million people and engages 40-50 million people in allied activities like cotton processing and trade [1]. Improving the yield and productivity of the crop will increase the economic welfare of the farming community. Currently, India cultivates 34347 thousand bales of cotton in an area of 13061 thousand ha with productivity of 447 kg/ha. This is 10.38 % increase in production than the previous year, 2021-2022 [2]. Whereas, in Tamil Nadu, it is cultivated in 1.56 lakh ha with production of 3.56 lakh bales and a productivity of 388 kg/ha which is 10.56 % increment than the previous year. Hence, endeavours in increasing the production and productivity of crop should be made in order to improve the economic status of the country. One such way is boosting the crop metabolism by adapting feasible management practices like foliar application of nutrients and PGRs.

Foliar fertilization is one of the effective ways to enhance the crop growth with numerous advantages like instant response, easier application, supplementing soil fertilization, correcting nutritional deficiencies, decreasing the input cost and improving the nutrient uptake [3]. Nitrogen is a major macro-nutrient that often found to be one of the limiting factors in the crop production. It plays an extensive role in the vegetative growth of the crop by affecting the chlorophyll production. Nitrogen application leads to more photosynthetic efficiency and dry matter accumulation [4]. Various

application rates of nitrogen have found to influence the fibre quality [5]. Phosphorus is essential for providing energy in the form of ATP (Adenosine triphosphate) to several energy transfer reactions, photosynthesis, nutrient flux and assess in development of the crop [6]. Exogenous application of potassium helps in increasing the seed cotton yield by activating the enzymes, regulating stomatal movements and leading to more biomass accumulation [7;8]

PGRs are substances that influence the crop growth and development when applied in minute concentrations. It enhances the dry matter accumulation in fruiting bodies while partitioning assessing the crop economy. NAA (Naphthalene acetic acid) can be applied to ameliorate the shedding effect of bolls which is one of the major causes for the yield loss. It's role in cell division and cell elongation paves the way in formation of more fruiting branches and bolls [9]. Salicylic acid (SA) also found to enhance various physiological and biochemical processes that results in better growth and productivity of the crop [10].

Thus, nutrients and PGRs play various inevitable roles in mediating the plant metabolism and their physiological processes. Keeping this in consideration, a pot culture study has been conducted in the Glass house, Department of Crop Physiology during February 2023 – May 2023, to study the effect of foliar application of nutrients and PGRs on growth, physiology and the yield attributes of cotton crop.

2. MATERIAL AND METHODS

A pot culture experiment was conducted to study the impact of nutrients and plant growth regulators on cotton. The experiment was carried out in the Glass house, Department of Crop Physiology, Tamil Nadu Agricultural University, Coimbatore. The statistical design used for the study was factorial experiment under completely randomized design with four replications. This experiment was conducted using two varieties of cotton, namely CO 17 and MCU 5. The seeds were delinted using conc. H_2SO_4 and treated with Chlorpyrifos 20% EC recommended by the TNAU Crop Production Guide 2020 (CPG 2020). The large sized pots were filled with Red soil, Clay soil and Farm Yard Manure in the ratio of 2:1:1. The average weight of a pot was around 20 kg. Three seeds were sown per pot at the depth of 3 cm. The crop management practices and pest control measures were followed throughout the crop growth period based on CPG 2020.

The treatments *viz.*, control (T_1), foliar spray of Nutrio-hormonal consortia I (T_2), Nutrio-hormonal consortia II (T_3), Cotton booster I (T_4) and Cotton booster II (T_5) were imposed at flowering and boll development stages. Nutrio-hormonal consortia (T_2 and T_3) is the formulation containing macro and micro nutrients along with phytohormones in which T_3 differs from T_2 which is having additional $MgSO_4$. Cotton booster (T_4 and T_5) is a booster formulation released by the Department of Crop Physiology, TNAU, Coimbatore. It consists of essential macro and micro nutrients such as nitrogen, phosphorus, potassium, boron and magnesium along with plant growth regulators (NAA, SA and melatonin in a definite proportion) aimed to enhance the yield and to prevent the shedding of bolls.

The morpho-physiological parameters like plant height, chlorophyll index and dry matter production and yield attributes *viz.*, number of sympodial branches, number of bolls, boll weight and seed cotton yield were also recorded. The plant height was measured from the base of the stem to the last leaf and expressed in centimeters. Chlorophyll index was recorded using portable chlorophyll meter (Minolta, SPAD 502). The number of sympodial branches and bolls were counted and expressed in number/plant. For boll weight, weight of fully opened five bolls per plant was taken and average value was calculated. Seed cotton yield was recorded by weighing every kapas (seed cotton) collected from the plant. After recording the yield attributes, total dry matter production was arrived by shade drying the whole plants for two days followed by kept in hot air oven for 48 hrs. All the values which were influenced by treatment effects were recorded and expressed in mean values with appropriate standard units. The data were analyzed in FCRD using SPSS 16.0 software and graphical charts were illustrated using Microsoft excel application.

3. RESULTS AND DISCUSSION

Plant height is an important morphological trait, where the productivity of crop can be determined by the number of sympodial branches. In this study, the plant height was significantly increased when the plants are subjected to foliar spray of Cotton Booster II (T_5) in both varieties (Fig. 1). The maximum plant height was recorded in MCU 5 variety (69.37 cm) than CO 17 (58.35 cm). Among the treatments, T_5 recorded more plant height when compared to other treatments. This increase in height based on treatment effect was mainly due to the role of phytohormones like NAA which might have influenced cell division and elongation processes. Similar results were found [11], when NAA was applied at 30 ppm in cotton. Significant raise in plant height was observed by the application of boron and zinc which might be due auxin biosynthesis leading to cell elongation [12]. It also has been reported that high levels of NPK and different micronutrients played a significant role in plant height [13].

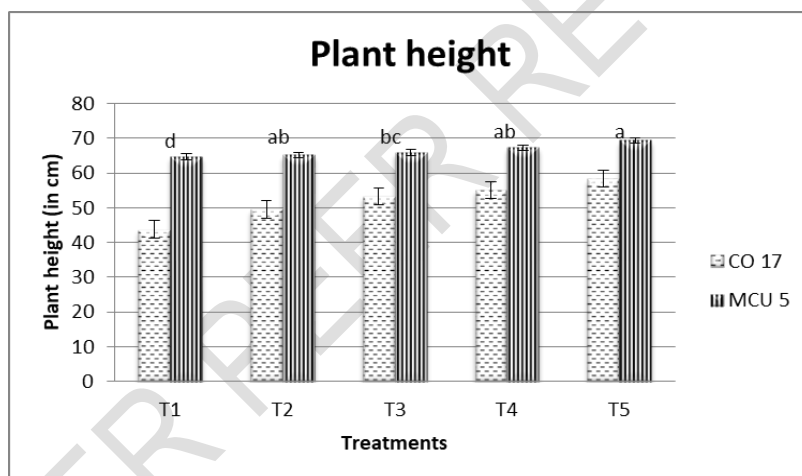


Fig. 1. Influence of nutrients and plant growth regulators on plant height in cotton

Chlorophyll index shows the PS II photochemistry which contributes in the yield of the crop [14]. From Fig. 2., it can be described that, chlorophyll index of T_5 treated plants were on par with T_4 treated plants after first foliar spray at flowering stage. However, after second spray (at boll development stage), chlorophyll index of T_5 significantly differed from all the treatments. The mean value of chlorophyll index recorded by both varieties after first and second sprays was 46.86 and 47.62 respectively. This might be due to the foliar application of nitrogen which impacts the chlorophyll production. A report revealed that the chlorophyll meter values (SPAD values) were correlated with the leaf N status in all stages of cotton crop [15]. Effective utilization of nitrogen fertilizer might be due to application of magnesium fertilizer containing sulphate ions [16]. Thus, the application of nitrogen fertilizer positively influenced the chlorophyll rate [17].

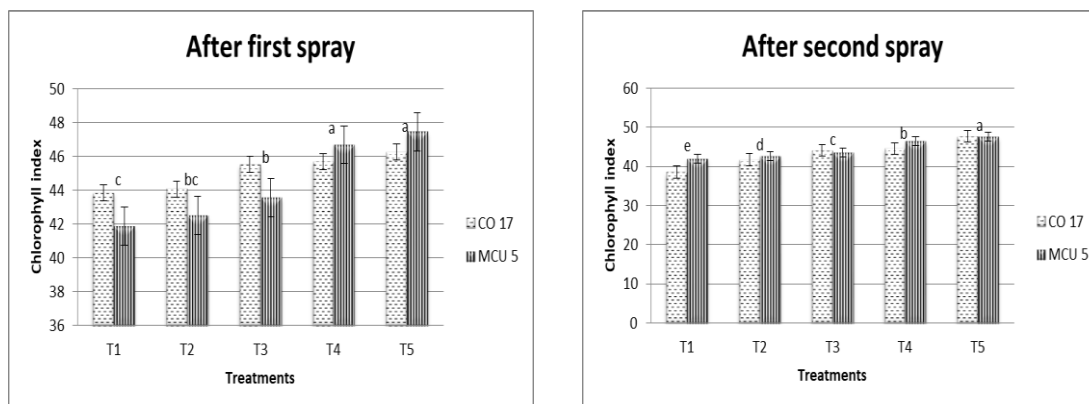


Fig. 2. Influence of nutrients and plant growth regulators on the chlorophyll index in cotton

The growth and development of the crop is reflected in total dry matter production. In the present study, foliar spray of Cotton Booster II (T₅) significantly increased the dry matter production in both the varieties when compared to control (Fig. 3). The treatment T₅ resulted in 30% increase in dry matter production which was due to the foliar formulation containing macro and micro nutrients along with plant growth regulators. Different nitrogen application rates were found to be positively influence the dry matter accumulation in cotton [18]. Boron application also resulted in more DMP because of its role in influencing other nutrient uptake and enhancing the physiological processes [19]. Similar pattern of results were obtained [20; 21] and concluded that micronutrient application does have effect on dry matter production of crops.

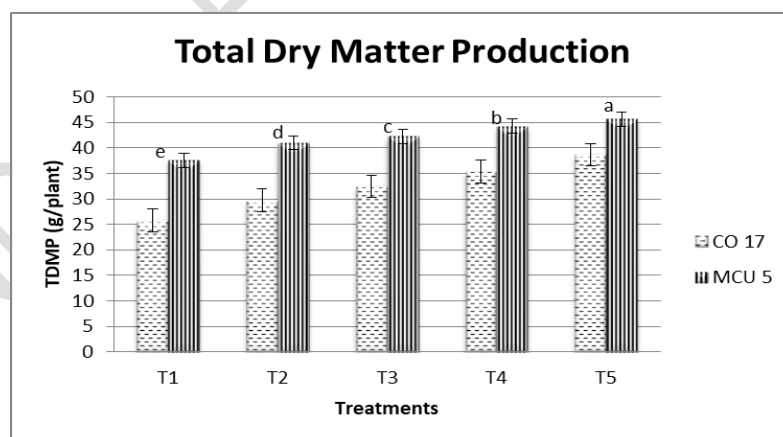


Fig. 3. Influence of nutrients and plant growth regulators on the total dry matter production in cotton

Attaining maximum yield by optimizing better crop management practices is the ultimate goal of this study. The yield attributes like number of sympodial branches per plant, number of bolls per plant, boll weight per boll and seed cotton yield (g/plant) were recorded to determine the treatment effect on crop growth. Seed cotton yield can be highly impacted by number of sympodial branches and

bolts (Table 1). The sympodial branches were significantly increased in Cotton booster II formulation followed by T₄ having the mean value of 17.6 and 19.8 in CO 17 and MCU 5 respectively. The results were same in case of number of bolts where mean value of the number of bolts were 15.6 and 20.6 in CO 17 and MCU 5 respectively. Significant increase in boll numbers was observed in plants treated with Cotton booster II (T₅) which might be due to role of major nutrients and PGRs. Sympodial branches extend its role in bearing reproductive bolls. Literature studies revealed that count of fruiting branches was influenced due to application of MgSO₄ and ZnSO₄ due to increased enzymatic activity [22]. Application of plant growth regulators like MC and NAA also increased the sympodial branches and boll numbers due to higher cell division and cell elongation processes [9]. Micronutrient mixtures like boron and zinc also increased the sympodial branches and boll numbers which might be due to production of metabolite [12; 23].

In this study, the T₅ treated plants resulted in better boll formation with increased boll weight which significantly differed from other treatments. From Table 1, the mean value of maximum boll weight obtained in CO 17 and MCU 5 varieties were 3.88g and 4.40g respectively. These results were in line with studies [24] and [25], where effective partitioning efficiency might have happened due to nutrient application especially potassium. Previous study revealed that micronutrient application along with basal NPK also significantly affected boll weight by increased photosynthates translocation efficiency [22].

Seed cotton yield was significantly increased in foliar application of Cotton booster II (T₅) followed by T₄ in both varieties. Increase in seed cotton yield is mainly due to the application of nutrients and plant growth regulators. Foliar fertilization of micronutrients such as zinc, iron, copper and boron has increased the seed cotton yield [23]. Potassium fertilization diverts the photosynthates to sink tissues [26]. According to the report [27], foliar application of K₂SO₄ resulted in high seed cotton yield. It has also been reported that, application of naphthalene acetic acid at 30 ppm resulted in more seed cotton yield [28]. Further, along with NAA and SA also contributes in increasing the seed cotton yield of the crop [29].

Table 1. Influence of nutrients and plant growth regulators on the yield attributes in cotton crop

Treatments	Number of sympodia per plant		Number of bolts per plant		Boll weight (g/boll)		Seed cotton yield (g/plant)					
	CO 17	MCU 5	CO 17	MCU 5	CO 17	MCU 5	CO 17	MCU 5				
T1	11.0	14.4	13.8	18.0	3.16	3.37	33.72	38.77				
T2	13.0	15.0	14.0	18.8	3.36	3.52	35.10	40.29				
T3	14.2	15.6	14.4	19.4	3.47	3.40	37.36	43.29				
T4	16.6	18.8	14.8	19.6	3.57	3.61	39.79	45.87				
T5	17.8	19.6	15.6	20.6	3.88	4.40	42.79	48.77				
Mean	14.5	16.7	14.52	19.28	3.5	3.7	37.75	43.37				
	T	V	T*V	T	V	T*V	T	V	T*V			
SEd	0.45	0.29	0.64	0.39	0.25	0.55	0.13	0.08	0.18	0.42	0.27	0.60
CD(P<0.05)	0.76	0.48	1.08	0.66	0.42	0.93	0.22	0.14	0.31	0.71	0.45	1.00

4. CONCLUSION

It can be concluded that, the foliar application of Cotton booster II (T₅) at two stages viz., flowering and boll development stages significantly increased the growth, physiology and yield attributes of cotton crop. MCU 5 variety performed well than CO 17 in our pot culture study. However, CO 17 is designed for high density planting system under field condition. Thus, the increment in plant height, chlorophyll index, dry matter production and yield attributes like number of sympodial branches,

number of bolls, boll weight (g/boll) and seed cotton yield was due to the new foliar formulation containing essential macro and micro nutrients along with PGRs.

REFERENCES

1. Ministry of Textiles Reports, 2023 Available: <https://texmin.nic.in/sector-industry/cotton>.
2. Indiastat.com. Available: <https://www.indiastat.com/>
3. Fageria NK, Filho MPB, Moreira A, Guimaraes M. Foliar fertilization of crop plants. J Plant Nutr.2009; 32: 1044 – 1064.
4. Niu J, Gui H, Iqbal A, Zhang H, Dong Q, Pang N, Wang S, Wang Z, Wang X, Yang G, Song M. N-Use efficiency and yield of cotton (*G. hirsutum* L.) are improved through the combination of N-fertilizer reduction and N-efficient cultivar. Agronomy. 2021;11(55).
5. Rong-Hui M, Nai-Yin X, Chuan-Xi Z, Wen-Feng L, Ying F, Lei Q, You-Hua W, Zhi-Guo Z. Physiological mechanism of sucrose metabolism in cotton fiber and fiber strength regulated by nitrogen. Actaagronomicasinica. 2008; 34(12): 2143-2151.
6. Malhotra H, Vandana, Sharma S, Pandey R. Phosphorus nutrition: Plant growth in response to deficiency and excess. In: Hasanuzzaman et al. (eds.). Plant Nutrients and Abiotic Stress Tolerance.Springer Nature Singapore Pte Ltd. 2018.
7. Tariq M, Afzal MN, Muhammad D, Ahmad S, Shahzad AN, Kiran A, Wakeel A. Relationship of tissue potassium content with yield and fiber quality components of Bt cotton as influenced by potassium application methods. Field Crops Research.2018; 229: 37-43.
8. Barragan V, Leidi EO, Andres Z, Rubio L, Luca A, Fernandez J, Cubero B, Pardo JM. Ion exchangers NHX1 and NHX2 mediate active potassium uptake into vacuoles to regulate cell turgor and stomatal function in Arabidopsis. The Plant Cell.2012; 24: 1127-1142.
9. Ali OAM, Abdel-Aal MSM, Hussein MAM. Effect of plant distribution patterns and growth regulators on morphological, yield and technological characters of Egyptian Cotton. J. of Plant Production.2021; 12(8): 847-860.
10. Hayat Q, Hayat Shamsur, Irfan M, Ahmad A. Effect of exogenous salicylic acid under changing environment: A review. Environmental and Experimental Botany.2010; 68:14-25.
11. Sabale SS, Lahane GR, Dhakulkar SJ. Effect of various plant growth regulators on growth and yield of cotton (*Gossypiumhirsutum*). Int. J. Curr. Microbiol. App.Sci.2017; 6(11): 978-989.
12. Eleyan, Sohair ED, Abodahab, Ahdall A, Abdallah, Amany M, Rabeh, Houda A. Foliar application of boron and zinc effects on growth, yield and fiber properties of some Egyptian cotton cultivars (*Gossypiumbarbadense* L.). Intl J Agri Crop Sci. 2014; 7(13): 1274-1282.
13. Abdel-Aal AS. Effect of foliar application with micronutrients under different fertilizer levels on cotton cultivar Giza 94. J. Plant Production. 2018; 9(12): 1115-1120.
14. Sritharan N, Rajavel M, Senthilkumar R. Physiological approaches: Yield improvement in blackgram. Agricultural research communication centre. 2015; 38(1): 91-95.
15. Wood CW, Tracy PW, Reeves DW, Edmisten KL. Determination of cotton nitrogen status with a handheld chlorophyll meter.J Plant Nutr. 1992; 15(9): 1435-1448.
16. Mengel K, Kirkby EA. Principles of plant nutrition. 1st ed. Dordrecht, the Netherlands: Kluwer Academic Publishers, 2001.
17. Leal AJF, Piati GL, Leite RC, Zanella MS, Osorio CRWS, Lima SF. Nitrogen and mepiquat chloride can affect fiber quality and cotton yield. RevistaBrasileira de Engenharia Agricola e Ambiental. 2020; 24(4): 238-243.
18. Chen Z, Tao X, Khan A, Tan DKY, Luo H. Biomass accumulation, photosynthetic traits and root development of cotton as affected by irrigation and nitrogen fertilization. Front. Plant Sci. 2018; 9: 173.
19. Ahmed N, Abid M, Ahmad F, Ullah MA, Javaid Q, Ali MA. Impact of boron fertilization on dry matter production and mineral constitution of irrigated cotton. Pak. J. Bot., 2011; 43(6): 2903-2910.
20. Anusuya N, Ravichandran V, Sritharan N. Influence of zinc sulphate and zinc EDTA on grain zinc and growth and yield parameters of rice genotypes. Madras Agric. J. 2019; 106: 160-164.
21. Dass A, Rajanna GA, Babu S, LI SK, Choudhary AK, Singh R, Rathore SS, Kaur R, Dhar S, Singh T, Raj R, Shekhawat K, Singh C, Kumar B. Foliar application of macro and micronutrients improves the productivity, economic returns and resource use efficiency of soybean in a semiarid climate. Sustainability.2022; 14: 5825.
22. Meena H, Meena PKP, Kumhar BL. Enhancing productivity of Bt cotton through foliar fertilization under humid southern plain zone of Rajasthan. J. Cotton Res. Dev. 2018; 32(1): 77-83.

23. Yaseen M, Ahmed W, Shahbaz M. Role of foliar feeding of micronutrients in yield maximization of cotton in Punjab. Turk J Agric For. 2013; 37:420-426.
24. Gormus O, Yucel C. Different planting date and potassium fertility effects on cotton yield and fiber properties in the Cukurova region, Turkey. Field Crops Research. 2002; 78: 141-149.
25. Yasmeeen A, Arif M, Hussain N, Naz S, Anwar A. Economic analyses of sole and combined foliar application of Moringa Leaf Extract (MLE) and K in growth and yield improvement of cotton. Int. J. Agric. Biol. 2018; 20(4): 857-863.
26. Makhdum MI, Pervez H, Ashraf M. Dry matter accumulation and partitioning in cotton (*Gossypiumhirsutum* L.) as influenced by potassium fertilization. BiolFertil Soils. 2007. 43: 295-301.
27. Hussain M, Tariq AF, Nawaz A, Nawaz M, Sattar A, Ul-Allah S, Wakeel A. Efficacy of fertilizing method for different potash sources in cotton (*Gossypiumhirsutum* L.) nutrition under arid climatic conditions. PLoS ONE. 2020; 15(1): e0228335.
28. Koler P, Patil BC, Chetti MB. Influence of plant growth regulators on growth parameters and yield components of interspecific hybrid cotton. Adv. Res. J. Crop Improv. 2010; 1(2): 75-78.
29. Omar AM, Menshawi ME, Okkiah SE, Sabagh A. Foliar application of organic compounds stimulate cotton (*Gossypiumbarbadense* L.) to survive late sown condition. Open Agriculture. 2018; 3: 684-697.