

NEMATICIDAL PROPERTY OF PHYTOCHEMICAL ALPHA - TERTHIENYL AGAINST ROOT KNOT NEMATODE, *Meloidogyne incognita*

ABSTRACT

Aims: Documentation of the nematicidal effect of Alpha-terthienyl on *Meloidogyne incognita*

Study design: Complete randomized design (CRD).

Place and Duration of Study: Department of Nematology, TamilNadu Agricultural University, Coimbatore between 2021-2023.

Methodology: This study used a purified synthetic compound of Alpha-terthienyl (α -T). It is a plant-derived phytochemical from Marigold (*Tagetes* sp.). This study examines the effect of alpha-terthienyl on egg hatching and juvenile mortality under laboratory conditions. Four different concentrations of alpha-terthienyl were tested for their influence on *in vitro* studies. A uniform size of single egg mass of *M. incognita* was incubated. Observations on hatching were recorded. Juveniles of *M. incognita* were incubated in alpha-terthienyl and were examined.

Results: The result showed 100% percent inhibition at 2 ppm concentration. A similar trend was observed in Juvenile (J2) mortality also showed 100% mortality at 2 ppm. A check was maintained in tap water for comparison.

Conclusion: According to the findings of this study, Alpha-terthienyl was effective against *M. incognita* under *in vitro* conditions. Hence it could be used for the management of *M. incognita* in vegetable crops which also increase yield.

Keywords: Alpha-terthienyl, *Meloidogyne incognita*, Nematicidal effect, Egg hatching, Juvenile mortality.

1. INTRODUCTION

Root-knot nematode, *Meloidogyne incognita* is the most common plant parasitic nematode is highly polyphagous and causes damage to a wide range of economically important crops worldwide. *M. incognita* causes significant yield and economic losses in agricultural crops and vegetable crops. According to the report, the yearly output losses caused by plant-parasitic nematodes will be close to \$173 billion. It has a diverse host range. Depending on the tomato variety, the root-knot nematode has a 25 to 100% yield loss potential, which leads to an estimated annual agricultural loss of USD 80 billion. Plant parasitic nematode causes an estimated Rs.102,039.79 million (1.58 billion USD) which amounts to 21.3% yield loss in crops.

For several decades, the use of chemical nematicide was one of the primary means of control for root-knot nematodes. Nowadays, chemical nematicide are losing their popularity among farmers for protecting their crops from nematode infestations because of their harmful effects and environmental pollution that led to an urgent need for safe and more effective options. Plant extracts or phytochemicals are non-harmful to the environment. The majority of the bioactive compounds present in the plant genera are alkaloids, terpenes, tannins and flavonoids that possess antioxidant and insecticidal properties (Lengai *et al.*, 2020).

Alpha-terthienyl, a naturally occurring secondary plant metabolite is found in abundance in the roots of *Tagetes species* (Family: Asteraceae). The phytochemical of marigolds alpha-terthienyl, is known for its nematicidal, insecticidal, fungicidal, antiviral, and cytotoxic properties (Wang, Hooks, et al. 2007). It is a phototoxic compound, which has great potential as a pest control agent is a potential insecticide/larvicide. Alpha -terthienyl is phototoxic against several organisms such as nematodes, insects such as *Manductasexta*, *Piariarapae*, *Musca domestica*. It produces oxygen radical species which inhibit several enzymes like both *in vivo* and *in vitro*. The susceptibility of nematodes to alpha-terthienyl modifies the expression of GST and SOD. It affects respiratory, digestive and nervous systems of larvae resulting in 100% mortality. This makes Alpha-terthienyl an effective Phyto nematicide. With this background, a laboratory study was conducted to test the effect of alpha-terthienyl against *M. incognita*.

2. MATERIALS AND METHODS

2.1 PREPARATION OF ALPHA-TERTHIENYL STOCK SOLUTION:

Alpha-terthienyl (99.9% purity) synthetic chemical was purchased from TCI chemicals. It was insoluble in water, so it was dissolved in the solvent 2% DMSO (Sigma- Aldrich) in distilled water. The standard solution was prepared at a concentration of 1000 ppm. Further dilutions were prepared from the stock solution as a working standard for the experiments.

2.2 MAINTENANCE OF PURE CULTURE:

M. incognita culture was obtained from the Department of Nematology, TNAU, Coimbatore. The species of the nematode was determined to be *M. incognita* based on morphological characters of perineal pattern present in the posterior region of the female body. It was maintained in PKM-1 tomato variety grown in the pots containing a sterile pot mixture. The egg masses and juveniles from the pure culture is used for further experiments.

2.3 EGG HATCHING STUDY:

Different concentrations viz., 0.5, 0.75, 1, 2 ppm of alpha-terthienyl were prepared by diluting the stock solution. With the addition of distilled water various concentrations were transferred to a 5cm diameter Petri plate. Single egg masses of *M. incognita* having uniform size were inoculated to each Petri plate. A treatment with blank (tap water) was maintained as a check (Fig 3). These Petri plates were incubated at room temperature (28±2°C). A number of hatched second-stage juveniles (J2) was observed at 24 h intervals upto 96hr. A number of unhatched eggs was counted and the percent egg hatch inhibition was calculated by using the formula. After 4 days of incubation the treated eggs were transferred to the tap water, to confirm the effect.

$$\text{Hatching inhibition of eggs (\%)} = \frac{(\text{Total number of eggs} - \text{Hatched number of eggs})}{\text{Total no. of eggs in treatment}} \times 100$$

Comment [DAL1]: Where did you find this formula? In the literature? Please indicate an author!

2.4 JUVENILE MORTALITY STUDY:

An in vitro test was carried out to study the impact of alpha-terthienyl on the mortality of second stage juvenile of *M. incognita*. The second-stage J2 was obtained from a pure culture maintained under glasshouse conditions. The egg masses of *M. incognita* were incubated at (28±2°C) for obtaining uniform stages of hatched J2. Four separate doses of the solutions at 0.5ppm,0.75ppm, 1ppm and 2ppm, were prepared from stock solution with three replicate treatments. A treatment with blank was maintained as a check. A number of dead juveniles was counted at intervals of 24h,48h and 72h. juvenile mortality was calculated and corrected by Abbot's formula . After 72hrs the treated juveniles were transferred to tap water(Fig 9).

$$\text{Mortality (\%)} = \frac{\text{Number of dead juveniles in treatment}}{\text{Total number of juveniles in the treatment}} \times 100$$

Comment [DAL2]: Where did you found this formula? In the literature? Please indicate an author!

STATISTICAL ANALYSIS:

The data from egg hatching and juvenile mortality were subjected to Complete Randomized Design and DMRT test

3. RESULTS AND DISCUSSION

3.1 EFFECT OF ALPHA TERTHIENYL ON EGG HATCHING STUDY:

All the concentrations viz., 0.5, 0.75, 1, 2 ppm showed an inhibitory effect on the hatching of *M. incognita* eggs when the overall effect was analyzed. The proportion of egg hatching was directly proportional to the exposure period and inversely proportional to the concentration of Alpha terthienyl. The highest rate of complete inhibition at 24h, 48h and 72h was noted at 2 ppm (100%) followed by 1 ppm (18.91%) at 48h and 72h. Egg damage is seen in (Fig 4-7). After 72 hours of incubation, the eggs were transferred to tap water to study the nature of alpha-terthienyl as Nematostatic or nematotoxic. Nematicidal activity of alpha-terthienyl against *M. incognita* egg masses were evaluated are presented in Table 1.

3.2 EFFECT OF ALPHA TERTHIENYL ON JUVENILE MORTALITY STUDY:

Similarly, the highest mean mortality for juveniles was observed at 2 ppm (100%) at 24h, 48h and 72h followed by 1 ppm (98.43%) at 72 h and the least mean mortality was observed in 0.5 ppm (35.1%) at 24 h. The percentage of death among juveniles (J2) was higher when the exposure time was increased. The nematotoxic effect of alpha-terthienyl was confirmed by transferring the treated juveniles to tap water (Fig 9). The J2 was unable to revive even after transferring them into normal tap water. The effect of alpha-terthienyl on juveniles was evaluated and the results of mortality of nematode as function of time are presented in Table 2.

4. DISCUSSION:

Current investigation showed that the alpha-terthienyl compound has inhibitory effects the root-knot nematode *M.incognita*. reported the presence of alpha-terthienyl inhibits the hatching of nematode eggs. The studies conducted by confirmed that the experiments showed the decreasing trend of hatchability of egg masses due to the pungency which may be a deterrent to root knot nematode. reported crude extract of alpha-terthienyl and commercial product alpha-terthienyl showed in (33 ppb) concentration 100% larval death with 55 min of exposure to alpha-terthienyl and ultraviolet light (366 nm) on *Aedes aegypti*. Alpha-terthienyl was effective against *M. incognita* second-stage juveniles, even without photoactivation. It may be oxidative stress-inducing properties of the chemical that effectively penetrates the nematode hypodermis and exerts nematocidal activity, suggesting high potential. These might be the reason for inhibition in egg hatching % of the current experiment. Similar results obtained in Juvenile mortality of *H. zaeae* was 100% when treated with commercially available α -terthienyl at concentrations of 0.125% (\approx 5 mM) for 24 h. This result coincides completely with the above findings of 100% mortality at a 2ppm concentration.

TABLE 1: Effect of alpha-terthienyl on egg hatching

TREATMENTS (Concentration)	% egg hatching			
	24 hrs	48 hrs	72 hrs	96 hrs
0.5 ppm	43.30 (41.14) ^d	53.43 (46.96) ^c	67.4 (55.18) ^d	74.24 (59.49) ^d
0.75 ppm	33.5 (35.36) ^c	43.42 (41.21) ^b	52.27 (46.30) ^c	62.38 (52.16) ^c
1 ppm	10.59 (18.99) ^b	43.42 (41.21) ^b	18.91 (25.77) ^b	18.91 (25.77) ^b
2 ppm	0.00 (4.05) ^a	0 (4.05) ^a	0 (4.05) ^a	0 (4.05) ^a
Blank (DMSO)	79.21 (62.87) ^e	96.49 (79.20) ^d	98.85 (83.34) ^e	98.85 (83.34) ^e
Control	81.10 (64.23) ^f	97.81 (81.48) ^e	98.95 (84.11) ^f	98.95 (84.11) ^f
SE(d)	0.216	0.032	0.093	0.057
C.D.	0.476	0.07	0.204	0.126

(Figures in parentheses are arc sine transformed values. The column followed by alphabet are significantly different from each other at 1% level by DMRT)

Comment [DAL3]: How did you obtain this results?

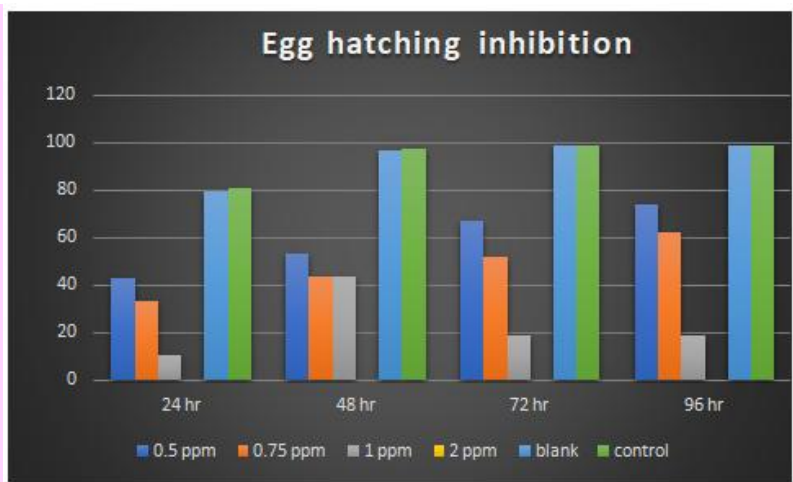


Fig 1 Graph depicting the Egg-hatching inhibition

TABLE 2: Effect of alpha-terthienyl on juvenile mortality of *M. incognita*

TREATMENTS (Concentrations)	24h	48h	72h
0.5 ppm	35.10 (36.33) ^d	44.80 (42.01) ^d	53.13 (46.79) ^d
0.75 ppm	47.88 (43.78) ^c	62.19 (52.05) ^c	75.95 (60.63) ^c
1 ppm	88.02 (69.74) ^b	95.83 (78.21) ^b	98.43 (76.85) ^b
2 ppm	100 (90) ^a	100 (90) ^a	100 (90) ^a
Blank (DMSO)	15.78 (23.40) ^e	28.09 (32) ^e	32.02 (34.46) ^e
Control	7.32 (15.69) ^f	8.85 (17.30) ^f	12.85 (21) ^f
SE(d)	0.117	0.08	0.22
C.D.	0.25	0.18	0.49

(Figures in parentheses are arc sine transformed values. The column followed by alphabet are significantly different from each other at 1% level by DMRT)

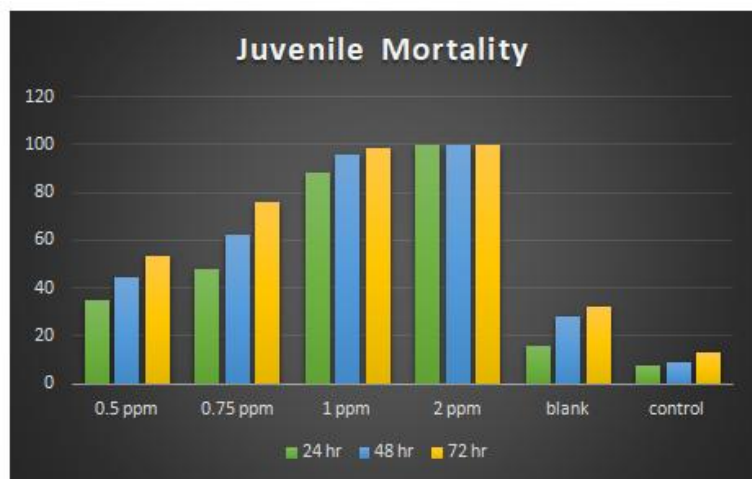


Fig 2 Graph indicating the Juvenile mortality test




Fig 3 Bioassay



Fig 4 Healthy egg

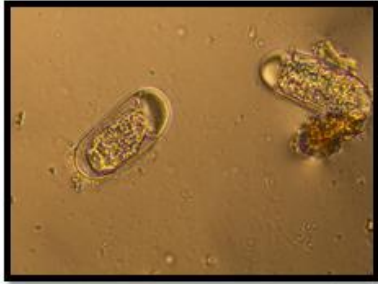


Fig 5 Protein deformation initiates in the corner of the egg masses



Fig 6 Protein deformation in higher magnification (40x)

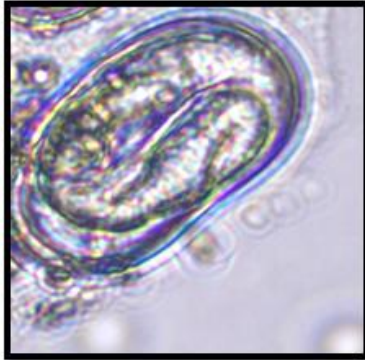


Fig 7 Malformation of egg along with juveniles



Fig 8 Healthy juvenile



Fig 9 Damaged juvenile

4. CONCLUSION:

The present investigation confirmed that the alpha-terthienyl can inhibit nematode egg hatching and causes nematode mortality. However, the mode of action of alpha-terthienyl is not well understood by these results. It may be considered as an alternative to synthetic nematicides since it is derived from plants. The development of suitable formulations that improve solubility and bioavailability is essential to develop a Phyto nematicide.

REFERENCES:

- Abbott, Walter S. "A Method of Computing the Effectiveness of an Insecticide." *J. econ. Entomol* 18, no. 2 (1925): 265-67.
- Baidoo, R., T. Mengistu, R. McSorley, R. H. Stamps, J. Brito, and W. T. Crow. "Management of Root-Knot Nematode (*Meloidogyne Incognita*) on *Pittosporum Tobira* under Greenhouse, Field, and on-Farm Conditions in Florida." [In eng]. *J Nematol* 49, no. 2 (Jun 2017): 133-39.
- Bakker, J., F. Gommers, I. Nieuwenhuis, and H. Wynberg. "Photoactivation of the Nematicidal Compound Alpha-Terthienyl from Roots of Marigolds (*Tagetes* Species). A Possible Singlet Oxygen Role." *The Journal of biological chemistry* 254 (04/01 1979): 1841-4.
- Eisenback, J. D., H. Hirschmann, J. N. Sasser, and A. C. Triantaphyllou. *A Guide to the Four Most Common Species of Root-Knot Nematodes (Meloidogyne Spp.), with a Pictorial Key*. State University, Depto. of Plant Pathology, 1981.
- Elling, A. A. "Major Emerging Problems with Minor *Meloidogyne* Species." [In eng]. *Phytopathology* 103, no. 11 (Nov 2013): 1092-102.
- Faizi, Shaheen, Shahina Fayyaz, Samina Bano, Erum Yawar Iqbal, Humaira Siddiqi, and Aneela Naz. "Isolation of Nematicidal Compounds from *Tagetes Patula* L. Yellow Flowers: Structure–Activity Relationship Studies against Cyst Nematode *Heterodera Zeae* Infective Stage Larvae." *Journal of Agricultural and Food Chemistry* 59, no. 17 (2011): 9080-93.
- Hamaguchi, Takahiro, Kazuki Sato, Cláudia S. L. Vicente, and Koichi Hasegawa. "Nematicidal Actions of the Marigold Exudate A-Terthienyl: Oxidative Stress-Inducing Compound Penetrates Nematode Hypodermis." *Biology Open* 8, no. 4 (2019): bio038646.
- Jones, John T., Annelies Haegeman, Etienne G. J. Danchin, Hari S. Gaur, Johannes Helder, Michael G. K. Jones, Taisei Kikuchi, *et al.* "Top 10 Plant-Parasitic Nematodes in Molecular Plant Pathology." *Molecular plant pathology* 14, no. 9 (2013): 946-61.
- Kavitha, P. G., E. I. Jonathan, and K. Sankari Meena. "Host-Parasite Relationship and Pathogenicity of Root Knot Nematode, *Meloidogyne Incognita* in Noni." *Madras Agric J* 99, no. 10-12 (2012): 862-66.
- Kumar, Vinod, Matiyar Rahaman Khan, and R. K. Walia. "Crop Loss Estimations Due to Plant-Parasitic Nematodes in Major Crops in India." *National Academy Science Letters* 43, no. 5 (2020/10/01 2020): 409-12.
- Nicol, J. M., S. J. Turner, D. L. Coyne, L. den Nijs, S. Hockland, and Z. Tahna Maafi. "Current Nematode Threats to World Agriculture." In *Genomics and Molecular Genetics of Plant-Nematode Interactions*, edited by John Jones, Godelieve Gheysen and Carmen Fenoll, 21-43. Dordrecht: Springer Netherlands, 2011.
- Nivsarkar, Manish, Bapu Cherian, and Harish Padh. "Alpha-Terthienyl: A Plant-Derived New Generation Insecticide." *Current Science* (2001): 667-72.
- Seid, Awol, Chemedda Fininsa, Tesfamariam Mekete, Wilfrida Decraemer, and Wim M. L. Wesemael. "Tomato (*Solanum Lycopersicum*) and Root-Knot Nematodes (*Meloidogyne* Spp.)—a Century-Old Battle." *Nematology* 17, no. 9 (2015): 995-1009.
- Siddiqui, M. A., and M. M. Alam. "Control of Plant Parasitic Nematodes by *Tagetes Tenuifolia*." *Revue de Nematologie* 11, no. 3 (1988): 369-70.
- Tallarida, Ronald J., and Rodney B. Murray. "Duncan Multiple Range Test." In *Manual of Pharmacologic Calculations: With Computer Programs*, edited by Ronald J. Tallarida and Rodney B. Murray, 125-27. New York, NY: Springer New York, 1987.