

A Study on Syrup of *Juniperus excelsa* Cones Grown in Türkiye

ABSTRACT

For beverage products, some analytical tests are conducted prior to packaging and distribution. However, physicochemical properties may affect product quality adversely in a number of ways. Liquids with high dissolved solids may impact inferior palatability and may induce an unfavorable physiological reaction in the transient consumer. In this study, it was evaluated some certain physicochemical properties of syrup which made from *Juniperus excelsa*'s berries which were collected from four different geographical locations of stands which are managed by the Regional Directorate of Forestry authorities. A considerable physicochemical variation was found among *Juniperus excelsa*'s berry-based syrup products. The lowest value of pH: 5.46 was found with syrup prepared from Yalvaç-Isparta, (sample C), followed by pH: 5.75 from Hisarcık-Kütahya, (sample D), pH: 5.80 Ağlasun-Burdur (sample B), and pH: 6.32 Gazipaşa-Antalya (sample A), respectively. However, syrup prepared from sample C showed the highest values of EC, TDS and Brix, and also distinguished from the others by the highest ORP value. It was found to be 3136.1 $\mu\text{S}/\text{cm}$ for EC, 1568 ppm for TDS, 1.90 °Bx for Brix and 188.6 mV for ORP of sample C. However, the highest turbidity value of 67.6 NTU was found with sample D while the lowest with sample A (39 NTU). These values may be a good criterion for the botanical origin of syrup and therefore it may be used in syrups prepared from *Juniperus excelsa*'s berries.

Comment [p1]: needs to be rearranged.

Keywords: *Juniperus excelsa* berry, syrup, pH, EC, TDS, turbidity

INTRODUCTION

Juniperus excelsa is a flowering plant belonging to the *Cupressaceae* family which consists of more than 60 species [1,2]. However, except *Juniperus procera* which is reported to be only species of the genus that grows naturally in the southern hemisphere, rest of them are naturally grown throughout the northern hemisphere of the world [2]. It has reported that it could reach up to 20 meter height with a trunk as large as 2.0 meter in diameter while an evergreen shrub with a conical habit [1,3].

Juniperus excelsa is generally described as very durable landscape plants which growth habits vary from low growing to upright or spreading shrub to small tree. Due to it tolerates maritime exposure's and planted in wide range of soil pH's, the landscape architect may find this tree useful as a compact evergreen conifer [4] while also very attractive to some birds and creatures. However, those can also be found in wide range of shapes and sizes while needle color varies from blue to dark green [1-4]. In this regard, they can offer many uses in the landscape from ground covers to specimen trees. Some of the common utilization of juniperus species for landscape applications are; screens, windbreaks, foundation plants, specimen plants, shrub borders and other diverse landscape designs. Moreover, junipers have also suggested to be useful in landscapes in urban settings due to high tolerance to heat, and poor, dry soils [5-7]. Due to wide variations in physical appearances, they should be given preference in landscape plantings which used as hedges or for other formal appearance.

However, the chemical constituents of a given plant are usually believed to be genetically determined and considerably influenced by environment. These chemicals may be an

economic value, along with in plant defense system against fungus and insect attacks [4,5]. The chemical compounds of junipers have also been reported to change due to interspecific differences [2, 4,5]. Numerous literature reports suggest that there are many variable effects on extractive content of plant species including cones, flowers, wood or leaf of even in same species. Beside age, maturity, geographic locations, irrigations and seasonal factors are reported to be very effective on chemical composition of parts of plant [4-9].

Juniperus species are characterized by high amount of essential oil in not only cone and needles, but also wood and seed. However a number of researchers has already reported that essential oil of *J. Excelsa* berries are characterized by presence of very high amounts of α -pinene, followed by cedrol, L-verbenol and D-verbenol, limonene as predominant components [1, 3-5, 9-14]. There are many utilization methods from Juniper tree parts (i.e. cone, woods or leaf). Particularly, its wood is one of the well known and desired source for pencil manufacturing. A number of literature findings reported that juniper berry oil is commonly used by local people as folk medicine, and believed to be an antiseptic, analgesic and sedative and has been useful to cure tuberculosis, jaundice, and eczema, bronchitis, as well as for so many other healings [1,2, 5,7-14]. Along with these special chemical constituents and healing effects, in 2000, the first officially Juniperus berry harvested with quantity of 16.830 kg, was made by Isparta Regional Directorate of Forestry, then it has become important non-wood sources for Regional Directorates of Forestry [15].

The evaluations and understanding environmental interactions on plant extractives are complex phenomenon and involve in many variables. These make effective utilization of chemicals into valuable products are challenging topic. The vast literature reports have already presented on various Juniper species that certain chemicals from different parts have found to be healing effects on many human disorders (7-15). But the majority of these studies are usually focused on chemical analysis quantitatively. To our knowledge, the literature data about comprehensive comparison of various characteristics of Juniperus syrup products are missing. However, no work has been found to investigate Juniper's berry syrup properties which commonly prepared and marketed as folk medicine by local entrepreneurs in Türkiye. The aim of this study was to comparatively investigate general properties of syrup which made from juniperus berry samples were collected from four different locations, namely Regional Directorate of Forestry stands of Antalya, Burdur, Isparta and Kütahya in Türkiye. Selected properties, such as; pH, electrical conductivity (EC), total dissolved solids (TDS), oxidation-reduction potential (ORP), refraction index (Brix value), and cloudiness-haziness (Turbidity) were measured.

MATERIALS AND METHODS

The berries (cones) were collected from the Juniper stands of **Gazipaşa-Antalya at 1683 m (sample A), Ağlasun-Burdur at 1360 m (sample B), Yalvaç-Isparta at 1584 m (Sample C), and Hisarcık- Kütahya at 1020 m (sample D)** locations where managed by Regional Directorate of Forestry authorities. Berry samples were collected from healthy mature trees having bluish-black ripe berries in **spring May 2022**. Trees were randomly selected in each location and approximately 100 representative samples were collected from all sides of the crown.

The *Juniperus excelsa* berries initially green, ripening to blue/ black in colour. **Figure 1** shows the general characteristics of geographic regions where berries were supplied and geological map for collecting samples. The collected berries were manually cleaned from solid contaminants, then carefully washed with distilled water to remove dust and muds. The

clean berries were stored in standard containers at 4°C until analyzed. The experimental procedures were conducted in botanic laboratory of Forest engineering department, Faculty of Forestry, Isparta University of Applied Sciences-Türkiye.

Comment [p2]: % moisture???

In syrup preparing procedure, 1.0 kg of contaminant free and washed/cleaned berries were put in container and crushed until oil/liquid mixture presented. Then pressed berries were mixed in 20 lt water and wait 30 minutes. After it was cooked at constant heat. When this aqueous mixture have become boiled, 5 lt water was added which was repeated two times. Total of 30 lt water and 1.0 kg crushed/pressed berries were used with 4.0 hours of cooking time. At the end, the syrup paste was screened and separated as solid and liquid. However, solid free screened liquid is further cooked for 2.0 hours. When mixture have become reddish/brownish color, the syrup preparing procedure ended and the syrup poured to containers.

The general properties of *Juniperus excelsas's* syrup was investigated. While very complex chemical constituents, it is not intend to characterize and determine all chemical constituents instead only basic appearance and cloudiness/haziness (turbidity) parameters measured. Thereby, four parameters, commonly accepted for determining liquid quality level, have been selected. These were; pH, Total Dissolved Solids (TDS), Electrical Conductivity (EC), and Oxidation Reduction Potential (ORP) were examined. A multi-parameter instrument (Jinan Huiquan Electronic Co., Ltd, China) was used to measure these values. The cloudiness or haziness of syrup samples were determined by a turbidity meter (Hanna HI 93703, East Drive Woonsocket, RI, USA) according to the ISO 7027 International Standard.

A Palm Abbe model PA2021 digital refractometer (Solon, OH) was used for all experiments using syrup's Brix (°Bx) level. While the device supports automatic temperature compensation, all studies were conducted with the instrument and materials at ambient temperature.

An analysis of variance (ANOVA) was used for the statistical determination of physicochemical variations. All multiple comparisons were individually evaluated and significant differences among the average pH, EC, TDS, ORP, Turbidity and Brix values were determined. Duncan test was used to make comparison among board types for each property tested if the ANOVA found significant.




Figure 2. The general appearance of syrups prepared from *Juniperus excelsa*'s berries.

The parameters of pH, EC, TDS, ORP have already reported to be useful methods for determining certain characteristics of foods (20-25). These parameters were recently included in the international standards replacing the determination of ash content for honey (22). In this regard, the selected average physicochemical results are presented in Table 1, comparatively. In four syrup samples, the highest value of EC, TDS, ORP and Brix were found to be in sample C with lowest pH value. These measured results may be used to distinguish between geographic sampling locations of *Juniperus excelsa*'s berries.

The pH and/or acidity of a food are generally used to determine processing requirements and the applicability of *Good Manufacturing Process* (GMP) regulations which require a quality approach to manufacturing, enabling companies to minimize or eliminate instances of contamination, mixups, and errors (24). However, methods and conditions for determining the pH and acidity of foods are also summarized in 21 CFR (Code of Federal Regulations) 114.90 in USA (25). A considerable pH variation exists between syrup varieties, which are the lowest pH value of 5.46 was found with C, followed by D (pH: 5.75), A (pH: 5.80) and B (pH: 6.32), respectively. According to USDA regulations (24-25), all pH values are found to be in acceptable level in edible of foods in their normal and natural state.

Electrical conductivity (EC) is a physicochemical measurement of the dissolved material in an aqueous (nutrient) solution, which relates to the ability of the material to conduct electrical current through it (21-22). The EC values of syrup samples tested in our study are also listed in Table 1. The EC of C is rather high (3136.1 uS/cm), means that it contains higher amount of minerals. It appears to no relationship between sampling elevations and syrup types. It was measured 1042 uS/cm for D, 1058 uS/cm for A, 1235 uS/cm for B, in that order. The EC may be a good criterion for the botanical origin of syrup and therefore it may be used in routine syrup control.

Table 1. The general characteristics of syrups.

Samples	pH	EC (uS/cm)	TDS (ppm)	ORP (mV)	°Brix
A	5.80 ^a (0.09)	1058.8 ^a (13.1)	532.0 ^a (10.7)	160.6 ^a (6.9)	0.40 ^a (0.16)
B	6.32 ^b (0.04)	1235.8 ^b (40.7)	618.6 ^b (21.7)	155.8 ^a (5.4)	0.60 ^b (0.11)

C	5.49 ^c (0.04)	3136.1 ^c (8.9)	1568 ^c (8.4)	188.6 ^b (3.6)	1.90 ^c (0.22)
D	5.75 ^a (0.11)	1042.2 ^a (33.4)	522.0 ^a (16.8)	154.0 ^a (13.5)	0.50 ^{ab} (0.16)

Total solid determination, either dissolved or retained in foods is one of the most often used tests in quality control. As mentioned above, a number of chemical constituents are reported by numerous scientists, that *Juniperus* berries have components of essential oils, flavonoids, and many other extractives[5-14]. The TDS of the syrups was found to be ranged from **522.0 ppm** (D) to **1568 ppm** (C). Statistically (with 95% confidence), there are no significant differences of TDS between samples of A and D while significant differences between samples B and C (**Table 1**).

Oxidation reduction potential (ORP) is a numerical index, measured in millivolts (mV) and can either be above zero (oxidizing conditions-lose electrons) or below zero (reducing conditions-gain electrons), which typically measured to determine the oxidizing or reducing potential of a water sample(26). The measurements exposed that sample C not only showed the highest values of EC, TDS and Brix of syrups, but also distinguished from the other samples by the highest ORP value as well. The highest ORP value of 188.6 mV was found for sample C, followed by 160.6 mV (sample A), 155.8 mV (sample B) and 154 mV (sample D), in that order. Statistically (with 95% confidence), there are no significant differences of ORP between samples of A, B and D while significant differences between samples C (**Table 1**). But it is important to note that all syrup samples show lower ORP values than drinkable water quality level while ORP level for clean and/or drinkable waters, should be lower than 500 mV (27).

The Degrees Brix (°Bx) is traditionally used in various food industry (i.e., alcohol, soft drink, fruit juice and honey, so on.). Because many of consumers use to assess food or beverage quality of flavor or sweetness, it is a subjective important criterion. It has already well documented that there is a direct correlation between a food's Brix value and its taste, quality, potential sugar content, and nutritional density(28-30). In our study, it was observed that **samples A, B and C** show very small variations for Brix value (A: 0.40-, B: 0.50- and C: 0.60 °Bx) while sample C had the highest value (1.90 °Bx) among four samples, though still statistically-significant difference in comparison with all samples ($p < 0.05$). One may conclude that syrups prepared from *J. Excelsa* berries sensitive to sampling regions(**Table 1**).

However the turbidity values of samples found to be lowest for sample A (39 NTU), followed by sample B (46.3 NTU), sample C (55.9 NTU) and sample D (67.6 NTU), in that order.

In order to evaluate pH level effects on physicochemical properties of *Juniperus excelsa's* berry syrups, the measured values were plotted against pH values. (**Figure 3**). It appears to pH of samples has not closely correlated with other measured values of; EC (**Fig.3A**), TDS (**Fig. 3B**), ORP (**Fig. 3C**) turbidity (**Fig. 3D**) and Brix (**Fig.3E**).

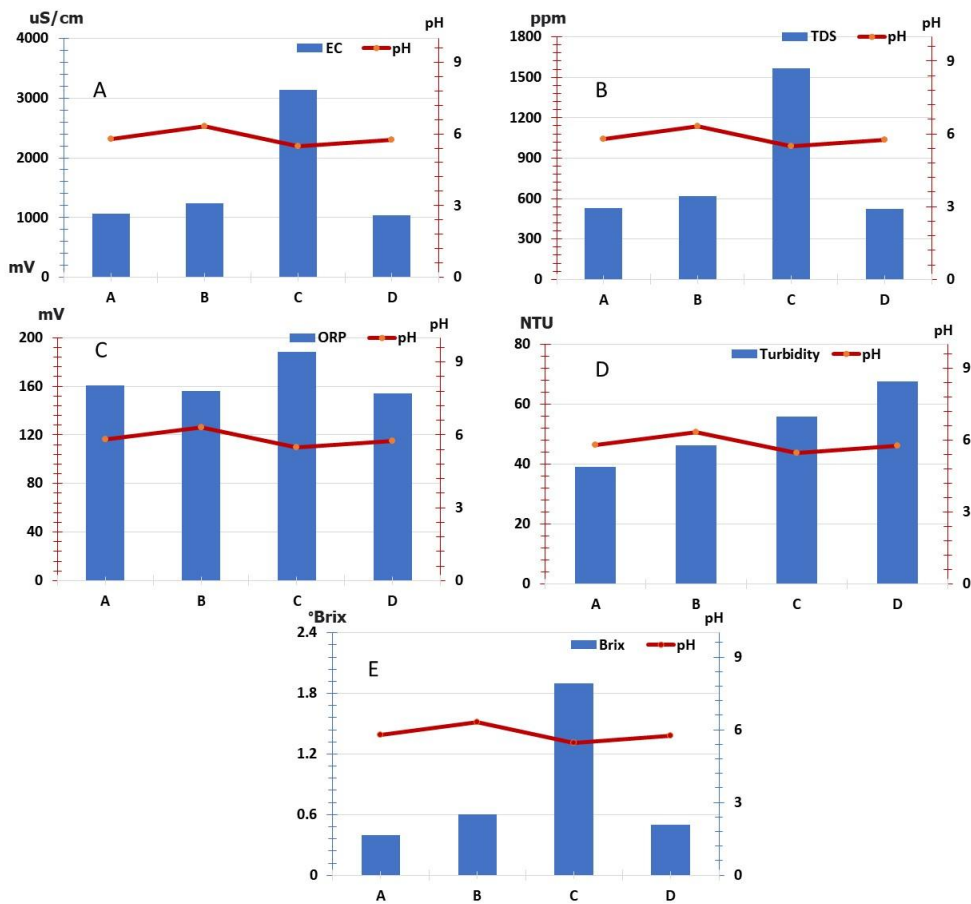


Figure 3. The effects of pH on physicochemical properties of syrups.

When Figure 3 carefully evaluated, other properties appear to correlated each other rather than pH. In this case, for evaluating sampling elevations impact on measured properties, the pH, EC, TDS, ORP, Turbidity and Brix values were plotted against sample collecting elevations (Figure 4). It appears to sample collecting elevations inversely related with pH (Fig. 4A) while EC (Fig. 4B), TDS (Fig. 4B) and ORP (Fig. 4D) values have

somehow related but no any correlation with turbidity (Fig. 4E) and Brix (Fig 4F).

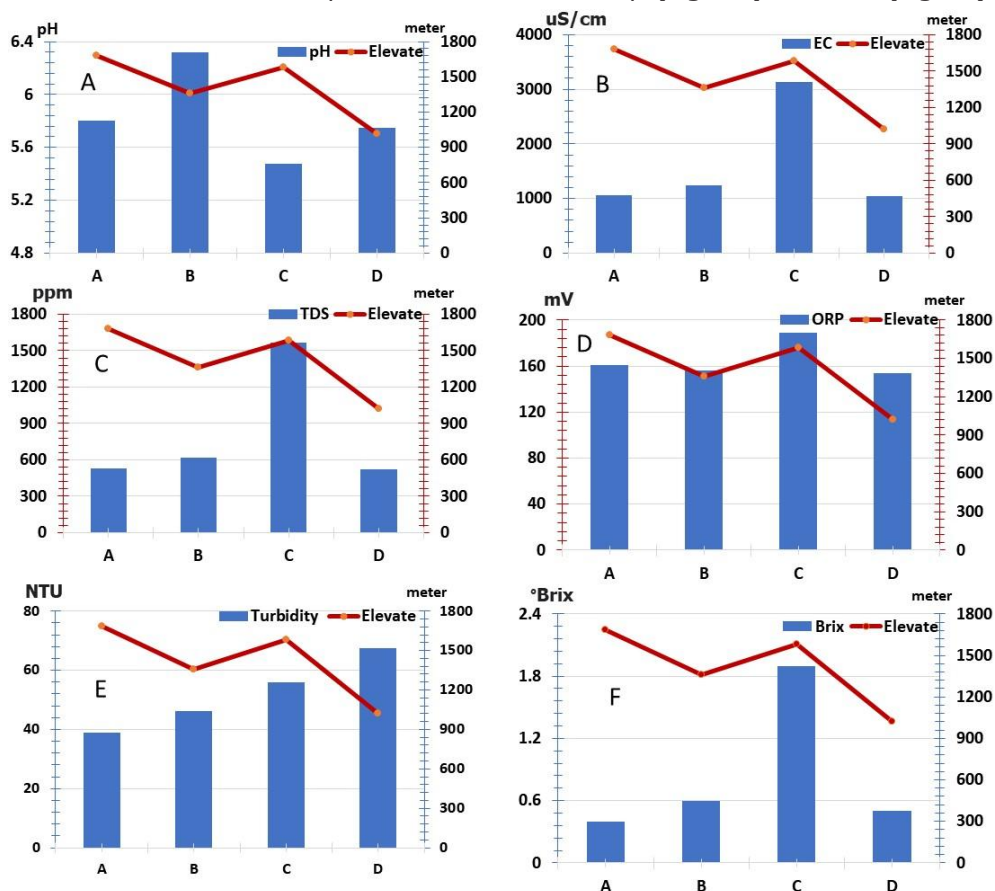


Figure 4. The effects of sampling elevations on physicochemical properties of syrups.

The findings in Table 1 and Figures 3 and 4 also suggest that different mechanism may control the increased or decreased measured properties. In this case, further investigation which is combine effects of sample collecting elevation and pH were plotted against on EC (Fig. 5A), on TDS (Fig. 5B), on ORP (Fig. 5C) and on Turbidity (Fig. 5D), respectively. The dependence of EC, TDS and ORP (Fig. 5A-C) to sampling geographic locations (elevations) and pH show that those physicochemical properties has a somehow similar trend which show only narrow range of changes at initially (at 1020 m; sample D), then but very sharp decreasing (at 1360 m; sample B), then again marginally changes for sample A (at 1584 m) and C (at 1683 m). However, considerably different tren was observed with turbidity that it is usually decreasing as sample collection elevation and pH values increased (Fig. 5D). The plot shapes in Figure 5 clearly suggest that all sample collection locations apparently bring an effect of change these values. Hence the different geographic locations should control either increase or decrease in physicochemical properties of syrups from *J. Excelsa* berries. This could be expected considering vast literature information have been

reported on geographical conditions effects on chemical and botanical properties of plants while similar literature findings on juniperus species. Thereby, it is reasonable to suggest that theripening time of *J. Excelsa'* berries could be considered for producing more homegenous products from this species.

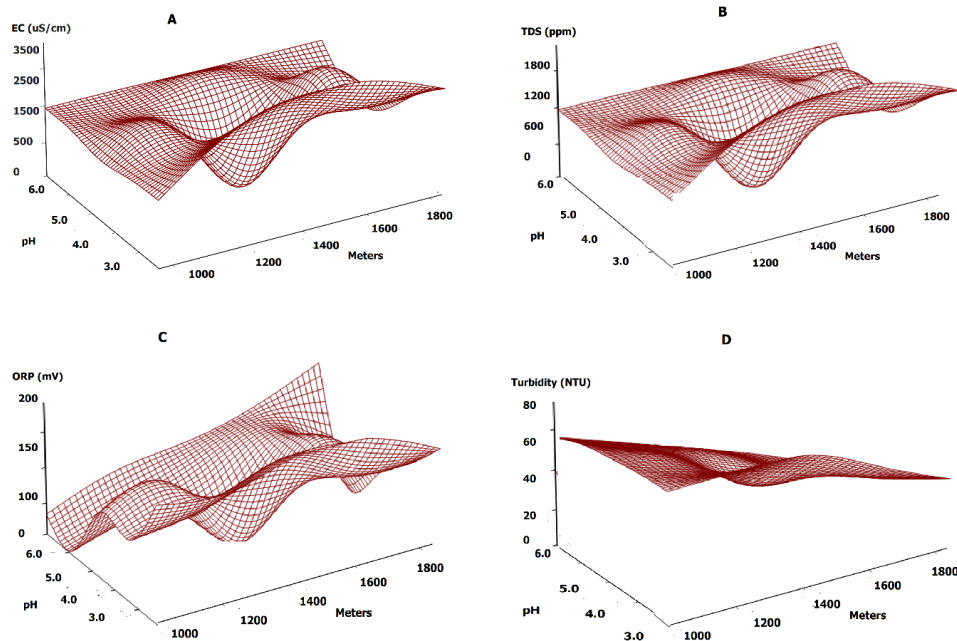


Figure 5. Combine effects of pH and sampling elevations on physicochemical properties of syrups

CONCLUSIONS

Some of the plants have become important source for alternative medicine, with cost effective ways of various healings. However, many herbaceous and woody plants have used in combination with other elements to make folk remedies. Although different parts of plants (i.e., leaves, cones, fruits, flowers) have gained increasing attentions and are widely utilized, but there are still some concerns particularly due to the growing locations effects on properties. Thereby a special attention should be taken on the use of medicine from plants. The experimental results found in this study clearly suggest a syrup product prepared from same plant species but from different geographical locations could be show different physicochemical properties. But in detail, many phenomenological properties were reported for plant substrates and the quantification of all those are very complicated and need further investigations.

REFERENCES

- 1. Khajjak, M. H., Raza, A. M., Shawani, M. N., Ahmed, F., Shaheen, G., & Saeed, M. (2012).** Comparative analysis of essential oil contents of *Juniperus excelsa* (M. Beib.) found in Balochistan, Pakistan, *African Journal of Biotechnology*, 11(32), 8154-8159.
- 2. Weli, A. M., Al-Hinai, S. R., Hossain, M. M., & Al-Sabahi, J. N. (2014).** Composition of essential oil of Omani *Juniperus excelsa* fruit and antimicrobial activity against foodborne pathogenic bacteria, *Journal of Taibah university for Science*, 8(3), 225-230.
- 3. Sela, F., Karapandzova, M., Stefkov, G., Cvetkovikj, I., & Kulevanova, S. (2015).** Chemical composition and antimicrobial activity of essential oils of *Juniperus excelsa* Bieb.(Cupressaceae) grown in R. Macedonia. *Pharmacognosy Research*, 7(1), 74.
- 4. Gülcü, S & Gültekin, H. (2005).** Determination of proper sowing techniques for Crimean Juniper (*Juniperus excelsa* Bieb.) and smallfruited Juniper (*Juniperus oxycedrus* L.), (Turkish, Abstract in English), *Turkish Journal of Forestry*, 6(1), 37-48.
- 5. Ozkan, K., Gulsoy, S., Aerts, R., & Muys, B. (2010).** Site properties for Crimean juniper (*Juniperus excelsa*) in semi-natural forests of south western Anatolia, Turkey, *Journal of Environmental Biology*, 31(1), 97.
- 6. Owens, M. K., Wallace, R. B., & Archer, S. R. (1995).** Landscape and microsite influences on shrub recruitment in a disturbed semi-arid *Quercus-Juniperus* woodland. *Oikos*, 493-502.
- 7. Venditti, A., Maggi, F., Saab, A. M., Bramucci, M., & Quassinti, L., et al., (2022).** Antiproliferative, antimicrobial and antioxidant properties of *Cedrus libani* and *Pinus pinea* wood oils and *Juniperus excelsa* berry oil. *Plant Biosystems-An International Journal Dealing with all Aspects of Plant Biology*, 156(2), 384-395.
- 8. Gülser, F., Çığ, A. & Türkoğlu, N. (2012).** The Determination of nutrient contents of native Juniper (*Juniperus excelsa* Bieb.) and soil properties of plant growing areas in Van (Turkish, Abstract in English), *Journal of the Institute of Science and Technology*, 2(2), 93-98.
- 9. Al-Busafi, S. N., Al-Saidi, S. H., Al-Riyami, A. I., & Al-Manthary, N. S. (2016).** Comparison of chemical composition and antioxidant activity of four essential oils extracted from different parts of *Juniperus excelsa*. *Sultan Qaboos University Journal for Science [SQUJS]*, 21(1), 7-15.
- 10. Houry, M., El Beyrouthy, M., Ouaini, N., Iriti, M., Eparvier, V., & Stien, D. (2014).** Chemical composition and antimicrobial activity of the essential oil of *Juniperus excelsa* M. Bieb. growing wild in Lebanon. *Chemistry & biodiversity*, 11(5), 825-830.
- 11. Azzimonti, B., Cochis, A., El Beyrouthy, M., Iriti, M., Uberti, F., Sorrentino, R., & et al., (2015).** Essential oil from berries of Lebanese *Juniperus excelsa* M. Bieb displays similar antibacterial activity to chlorhexidine but higher cytocompatibility with human oral primary cells. *Molecules*, 20(5), 9344-9357.
- 12. Gedik, O., Kocabaş, Y. Z., & Çınar, O. (2022).** Determination of leaf and essential oil components of *Juniperus excelsa* subsp. *excelsa* and *Juniperus foetidissima* Taxa (Turkish, Abstract in English). *MAS Journal of Applied Sciences*, 7(3), 696-702.

Comment [p3]: ?????

- 13. Alçay, A.Ü., Akgül, C., Badayman, M., & Dinçel, E. (2018).** Usage areas of Juniper berries and oils. (Turkish, Abstract in English), *Aydın Gastronomy*, 2(2), 45-60.
- 14. Topçu, G., Gören, A. C., Bilsel, G., Bilsel, M., Çakmak, O., Schilling, J., & Kingston, D. G. (2005).** Cytotoxic activity and essential oil composition of leaves and berries of *Juniperus excelsa*, *Pharmaceutical biology*, 43(2), 125-128.
- 15. Çizgen, S., Tuttu, G., & Ursavaş, S. (2020).** Harvest quantities and ethnobotanical uses of Juniper cones in Turkey, (Turkish, Abstract in English). *Anadolu Orman Araştırmaları Dergisi*, 6(2), 91-98.
- 16. Kahle, E. M., Zarnkow, M., & Jacob, F. (2021).** Beer Turbidity Part 1: A review of factors and solutions. *Journal of the American Society of Brewing Chemists*, 79(2), 99-114.
- 17. Linke, C., & Drusch, S. (2016).** Turbidity in oil-in-water-emulsions—Key factors and visual perception. *Food Research International*, 89, 202-210.
- 18. Piorkowski, D. T., & McClements, D. J. (2014).** Beverage emulsions: Recent developments in formulation, production, and applications. *Food Hydrocolloids*, 42, 5-41.
- 19. Tireki, S. (2021).** A review on packed non-alcoholic beverages: Ingredients, production, trends and future opportunities for functional product development. *Trends in Food Science & Technology*, 112, 442-454.
- 20. Adaškevičiūtė, V., Kaškonienė, V., Kaškonas, P., Barčauskaitė, K., & Maruška, A. (2019).** Comparison of physicochemical properties of bee pollen with other bee products. *Biomolecules*, 9(12), 819.
- 21. Çevik, M. (2021).** Investigation of the changes in electrical conductivity values and rheological properties of poppy flower syrup (Turkish abstract in English). *Gıda*, 46(4), 992-1001.
- 22. Kaškonienė, V., Venskutonis, P. R., & Čeksterytė, V. (2010).** Carbohydrate composition and electrical conductivity of different origin honeys from Lithuania. *LWT-Food Science and Technology*, 43(5), 801-807.
- 23. Rahayu, S. (2019).** The pH Value, Total Dissolved Solid and Sensory Profile of Silky Pudding with "secang" Wood Extract (*Caesalpinia sappan* L.). *KnE Social Sciences*, 428-435.
- 24. URL-1.** https://www.webpal.org/SAFE/aaarecovery/2_food_storage/Processing/lac-phs.htm
- 25. URL-2.** <https://www.govinfo.gov/app/details/CFR-2012-title21-vol2/CFR-2012-title21-vol2-sec114-90/summary>.
- 26. Kim, C., Hung, Y. C., & Brackett, R. E. (2000).** Roles of oxidation–reduction potential in electrolyzed oxidizing and chemically modified water for the inactivation of food-related pathogens. *Journal of food protection*, 63(1), 19-24.
- 27. URL-3.** https://www.enr.gov.nt.ca/sites/enr/files/oxidation-reduction_potential.pdf
- 28. Bolade, M. K., Oluwalana, I. B., & Ojo, O. (2009).** Commercial practice of roselle (*Hibiscus sabdariffa* L.) beverage production: Optimization of hot water extraction and sweetness level. *World Journal of Agricultural Sciences*, 5(1), 126-131.

29. Chauhan, O. P., Archana, B. S., Singh, A., Raju, P. S., & Bawa, A. S. (2014). A refreshing beverage from mature coconut water blended with lemon juice. *Journal of food science and technology*, 51(11), 3355-3361.

30. Kappes, S. M., Schmidt, S. J., & Lee, S. Y. (2007). Relationship between physical properties and sensory attributes of carbonated beverages. *Journal of food science*, 72(1), S001-S011.

UNDER PEER REVIEW