

# INTERPRETATION OF MEAN VALUES AND EXTENT OF HETEROSIS IN FRUIT YIELD WITH ASSOCIATED TRAITS OF BOTTLEGOURD [*Lagenariasiceraria*(Mol.) Standl.]

## ABSTRACT

**Aims:** To Study the mean values and heterosis for fruit yield with associated traits of bottle gourd.

**Study Design:** Randomized block design.

**Place and Duration of Study:** The seeds of F<sub>1</sub> hybrids were produced during summer 2021 at Potato Research Station, S. D. Agricultural University, Deesa.

**Methodology:** The experimental material consisted of twelve parents, their 35 Line × Tester crosses and one standard check (ABGH 1).

**Results:** The study was undertaken to reveal mean and per cent heterosis level in bottle gourd [*Lagenaria siceraria* (Mol.) Standl.]. An examination of mean data of parents with (F<sub>1</sub>) hybrids for fruit yield and associated traits revealed that DBG 5 amongst females and ABGS 11-17 amongst males, while NDBG 132 × PUNJAB LONG, LOCAL × ABGS 14-25, and LOCAL × ABGS 11-17 amongst hybrids exhibited higher mean value for fruit yield per plant with some of its associated traits. The significant relative heterosis, heterobeltiosis and standard heterosis were perceived in many hybrids for different component traits. The F<sub>1</sub> hybrids, NDBG 132 × PUNJAB LONG (75.30, 53.04 & 21.64 %), LOCAL × ABGS 14-25 (34.99, 27.77 and 20.71 %) and LOCAL × ABGS 11-17 (31.82, 23.49 and 19.27 %) manifested significant and positive heterosis over mid parent, better parent and the standard check ABGH 1 for fruit yield per plant. These crosses were also given best mean performance, hence hold promising for commercial exploitation.

**Conclusion:** The analysis of variance revealed that significant differences among the parents for all traits. This indicated a sufficient variability in the parents (*i.e.*, lines and testers) for studied trait. The best heterotic crosses NDBG 132 × PUNJAB LONG, LOCAL × ABGS 14-25, LOCAL × ABGS 11-17 and GPBG 108 × ABGS 11-24 for fruit yield per plant revealed significant positive heterosis over mid parent, better parent and standard check.

**Key words:** Fruit yield, heterobeltiosis, L × T analysis, mean performance, relative heterosis and standard heterosis

## 1. INTRODUCTION

Bottle gourd [*Lagenaria siceraria* (Mol.) Standl.] is one of the important cucurbitaceous vegetables having a wide range of uses and it is cultivated largely in the tropics and subtropics for its edible fruits. It is a commonly grown vegetable in India throughout the year having chromosome number of  $2n = 22$ . This

delicious vegetable is also known by various names viz., bottle squash, calabash gourd, trumpet gourd, Zucca melon, white flowered gourd, doodhi, lowki, etc. It is an important warm-season fruit vegetable. The center of origin has been located in the coastal areas of Malabar (North Kerala) and the humid forests of Dehradun (North India).

Comment [SL2]:

Comment [SL3]:

Comment [SL1]: Vegetable

Heterosis is a per cent rise or decline performance of hybrid over the parental performance given by Mutazing [10]; Pal and Singh [12]. The information on the extent of heterosis for yield and associated characters is vital to choose better combinations to exploit them through heterosis breeding. Heterosis has been effectively exploited in both allogamous and autogamous crops. One of the present research goals was to evaluate hybrid vigour to recognize the genetic makeup of parents and to create Mendelian variability through segregation or recombination in advanced generations of the crosses. In real plant breeding, the heterosis estimated over better parent and standard parent is more accurate and more practical.

## 2. MATERIAL AND METHODS

The study was undertaken to reveal mean and per cent heterosis level in bottle gourd. The 35 (F<sub>1</sub>) hybrids were generated through L x T fashion during early summer, 2021 at Potato Research Station, S. D. Agricultural University, Deesa (Gujarat) using five females (ABG 1, NDBG 132, GPBG 108, DBG 5 and Local) and seven males (ABGS 11-24, ABGS 11-19, ABGS 14-25, ABGS 14-27, Punjab Long, ABGS 11-17, GPBG 109). The resulting 35 hybrids with twelve parents and one standard check (ABGH 1) were evaluated in Randomized Block Design (RBD), in four replications during *Kharif*, 2021. Each genotype was sown in two rows with the plot size 4 m x 5 m. The distance between rows and within row was 2 m and 1 m, respectively. Observations on various quantitative as well as qualitative characters were recorded from three randomly selected plants in each

genotype in each replication. The average of three plants for each genotype in each replication has been worked out for each character. The moisture content in randomly selected three fruits was determined on a fresh weight basis. A quantity of 100 g of fresh fruit was taken, cut into small pieces and allowed for sun-drying and then dried in the oven at 100°C for 8-10 hours till the complete drying to have constant weight and moisture percentage was calculated as:

$$\text{Moisture content (\%)} = \frac{W_1 - W_2}{W_1} \times 100$$

Where,

W<sub>1</sub> = Mass of the original sample (g)

W<sub>2</sub> = Mass of the sample after drying (g)

Total soluble solids calculated as after harvesting the fruits were cutted into small pieces and juice were extracted by squeezing and observed using hand refractometer (IRMA Japan make); reading were recorded through eye lens. Chlorophyll *a*, *b* and total were estimated by the method described by Hiscox and Israelstam [5]. They were calculated by the formula as given by Arnon [1].

$$\text{Chlorophyll } a = \frac{12.7(A_{663}) - 2.69(A_{645}) \times V}{w}$$

$$\text{Chlorophyll } b = \frac{22.8(A_{645}) - 4.68(A_{663}) \times V}{w}$$

Total chlorophyll = Chlorophyll *a* + Chlorophyll *b*

Where,

A<sub>645</sub> = Absorbance at 645 nm,

A<sub>663</sub> = Absorbance at 663 nm,

w = Fresh weight (g) of tissue extracted, and

v = The final volume of chlorophyll extract in DMSO (ml).

Based on mean data, the analysis of variance (ANOVA) was

Comment [SL4]: in

carried out as per the method suggested by Snedecor and Cochran [14] and reviewed by Panse and Sukhatme [13]. The percent heterosis was estimated as per cent increase or decrease in the mean value of  $F_1$  hybrid over mid parent, *i.e.*, relative heterosis by Briggles [2], over better parent, *i.e.*, heterobeltiosis by Fonseca and Patterson [4] and over standard check, *i.e.*, standard heterosis by Meredith and Bridge [8] for each character.

Relative heterosis was measured in percentage by using following formula

$$\text{Relative heterosis (\%)} = \frac{\bar{F}_1 - \overline{MP}}{\overline{MP}} \times 100$$

Heterobeltiosis was measured in percentage by using following formula

$$\text{Heterobeltiosis (\%)} = \frac{\bar{F}_1 - \overline{BP}}{\overline{BP}} \times 100$$

The standard heterosis was measured in percentage by using following formula

$$\text{Standard heterosis (\%)} = \frac{\bar{F}_1 - \overline{SC}}{\overline{SC}} \times 100$$

Where,

$\overline{MP}$  = Mean performance of mid parent

$\overline{BP}$  = Mean performance of better parent

$\overline{SC}$  = Mean performance of standard check *i.e.*, ABGH 1.

$\bar{F}_1$  = Mean value of  $F_1$ .

The significance of heterosis value was tested using 't' test

$$t = \frac{\bar{F}_1 - \overline{MP} \text{ OR } \overline{BP} \text{ OR } \overline{SC}}{S. E. \text{ of heterosis over MP or BP or SC}}$$

Calculated 't' value was equated with table 't' values at error degree of freedom for test of significance.

The heterosis can be classified as low, moderate and high based on

estimates. The level of heterosis varies from trait to trait. In the present study following criteria was used to classify heterosis level, *i.e.*, low, moderate and high described by Joshi *et al.* [6].

Lowest range =  $X + \text{lowest value}$ ,  
Moderate range =  $2X + \text{lowest value}$ ,  
and  
High range =  $3X + \text{lowest value}$   
(rest upper).

Where,

X = Mean value obtained by total range value divided by three.

### 3. RESULTS AND DISCUSSION

The analysis of variance for all the characters studied is presented in Table 1. The result revealed that the mean squares due to genotypes were highly significant for all the characters except fruit girth, which was significant. The significant differences among the parents were observed for all the traits except fruit girth. This indicated an adequate amount of variability in the parents (*i.e.*, lines and testers) for all the traits except fruit girth. The mean sum of squares due to females (lines) were also significant for all the traits except fruit girth and total soluble solids. The mean sum of squares due to males (testers) were also significant for all the traits except fruit girth. Further, the mean sum of squares due to hybrids were highly significant for all the traits. The mean sum of squares due to females vs. males were significant for days to first male flower appearance, days to first female flower appearance, node number at which first male flower appearance, number of branch per plant, fruit length, average fruit weight, number of fruit per plant, fruit yield per plant, moisture

Comment [SL5]: for

Comment [SL6]: for the

Comment [SL7]: for the

**Table 1: Analysis of variance showing mean sum of squares for various characters in bottle gourd**

Sources of variation	d.f.	Days to first male flower appearance	Days to first female flower appearance	Node number at which first male flower appearance	Node number at which first female flower appearance	Number of branch per plant	Fruit length	Fruit girth
Replications	3	4.59	1.19	1.44	1.93	1.62*	24.10	2.70
Genotypes	47	58.37**	92.71**	19.44**	36.32**	97.97**	165.21*	16.51*
Parents	11	55.92**	75.29**	8.49**	7.19**	16.39**	114.50*	4.37
Females (Lines)	4	113.23**	73.70**	13.32**	7.89**	16.15**	258.04*	5.63
Males (Testers)	6	18.21**	87.77**	4.94**	7.88**	6.47**	25.20**	4.03
Hybrids	34	53.64**	100.16**	20.64**	38.08**	9.40**	143.09*	19.68**
Females vs. males	1	52.98**	6.83*	10.42**	0.21	76.85**	76.13**	1.42
Parents vs. hybrids	1	276.49**	77.73**	118.30**	331.10**	3882.11**	430.12*	28.55
Error	141	2.81	1.12	0.76	1.33	0.57	10.04	9.64

Sources of variation	d.f.	Average fruit weight	Number of fruit per plant	Fruit yield per plant	Moisture content	Total soluble solids	Chlorophyll a	Chlorophyll b	Total Chlorophyll
Replications	3	224.37	0.49*	0.06	2.15	0.22	44.13	4.15	32.55
Genotypes	47	60508.86**	20.46**	3.61**	26.81**	0.59**	12333.06**	1424.87**	11706.57**
Parents	11	50215.87**	23.21**	3.03**	29.41**	0.34**	6588.60**	1657.20**	5792.11**
Females (Lines)	4	24992.17**	3.16**	1.68**	54.24**	0.06	289.82**	222.81**	519.36**
Males	6	69004.22**	38.40**	4.19**	3.89**	0.59**	11882.16**	1784.42**	9035.41**

**Comment [SL8]:** mention units whats basis

(Testers)									
Hybrids	34	65607.89**	19.61**	3.84**	27.26**	0.69**	14524.15**	909.94**	13693.55**
Females vs. males	1	38380.63**	12.26**	1.54**	83.24**	0.02	22.34	6631.49**	7423.29**
Parents vs. hybrids	1	364.60	12.08**	2.96**	0.10	0.52*	1025.08**	16376.74*	9208.43**
Error	141	98.25	0.17	0.03	0.96	0.11	56.64	19.10	70.10

\* and \*\* indicate significant at 5% and 1% levels of significance, respectively. Total genotypes include 1 standard check.

**Comment [SL9]:**

**Comment [SL10]:** average fruit weight its in gram or kgs mention properly

**Comment [SL11]:** yieldinterms of what?

UNDER PEER REVIEW

content, chlorophyll *b* and total chlorophyll. The mean sum of squares due to parents vs. hybrids were significant for days to first male flower appearance, days to first female flower appearance, node number at which first male flower appearance, node number at which first female flower appearance, number of branch per plant, fruit length, number of fruit per plant, fruit yield per plant, total soluble solids, chlorophyll *a*, chlorophyll *b* and total chlorophyll which indicated the

In the case of hybrids, the cross NDBG 132 × PUNJAB LONG was ). On the other hand, the hybrid LOCAL × ABGS 11-17 showed superior mean performance for average fruit weight (g), number of fruit per plant and total soluble solids (°Brix). The hybrids GPBG 108 × ABGS 14-27, ABG 1 × GPBG 109, ABG 1 × ABGS 14-27, NDBG 132 × ABGS 11-19, DBG 5 × ABGS 11-17 and DBG 5 × ABGS 11-19 were found better for node number at which first male flower appearance, node number at which first female flower appearance, number of branch per plant, fruit length (cm), fruit girth (cm) and moisture content (%), respectively. The high-yielding cross combination NDBG 132 × PUNJAB LONG took a minimum days to set first female flower. The cross combination ABG 1 × GPBG 109 showed maximum content of chlorophyll *a* and total chlorophyll (µg/g F.W.).

In the present investigation, the heterosis was measured over mid parent, better parent and standard check ABGH 1 presented in Table 3. In the present study, for fruit yield per plant, out of 35 hybrids, nineteen, eleven and four hybrids registered significant and positive heterosis over the mid parent, better parent and the standard check ABGH 1, respectively. A wide range of heterosis over mid

presence of enormous heterosis for these traits.

The mean performance of parents and hybrids for yields and their traits is presented in Table 2. None of the parents (i.e., females or males) shows consistently good performance for all the traits. Considering the primary breeding objective, i.e., high yielding, the parental genotype DBG 5 was rewarded with higher fruit yield per plant (kg). In addition, it was also performed considerably good for the number of fruit per plant.

exhibited its superiority for fruit yield per plant (kg) parent, better parent and the standard check was recorded, i.e., -51.17 to 75.30 over mid parent (relative heterosis), -52.60 to 53.04 per cent over the better parent (heterobeltiosis) and -61.18 to 21.64 per cent over standard check ABGH 1 for fruit yield per plant. The hybrids NDBG 132 × PUNJAB LONG (75.30, 53.04 & 21.64%), LOCAL × ABGS 14-25 (34.99, 27.77 & 20.71%), LOCAL × ABGS 11-17 (31.82, 23.49 & 19.27%) and GPBG 108 × ABGS 11-24 (42.43, 41.15 & 13.17%) manifested significant and positive heterosis over mid parent, better parent and the standard check ABGH 1 for fruit yield per plant. The positive and significant heterotic values were also reported by Doloi et al. [3], Mishra et al. [9], Odedara et al. [11] and Lal et al. [7] for fruit yield per plant.

A comparative study of best heterotic crosses NDBG 132 × PUNJAB LONG, LOCAL × ABGS 14-25, LOCAL × ABGS 11-17 and GPBG 108 × ABGS 11-24 for fruit yield per plant revealed significant positive heterosis over mid parent, better parent and standard check. These hybrids also showed significant and positive heterosis over mid parent, better parent or standard check for

Comment [SL12]: Next sentence

various component characters viz.,  
days to first male flower  
appearance,days to first female flower  
appearance,node number at which first  
male flower appearance,node

UNDER PEER REVIEW

**Table 2 : Mean performance of parents and their hybrids for various characters in bottle gourd**

Genotypes	Days to first male flower appearance	Days to first female flower appearance	Node number at which first male flower appearance	Node number at which first female flower appearance	Number of branch per plant	Fruit length (cm)	Fruit girth (cm)
<b>Parents:</b>							
<b>Females/Lines</b>							
ABG 1	47.00	47.08	11.83	13.32	12.92	38.42	18.25
DBG 5	46.58	52.08	10.92	13.17	8.75	38.25	17.50
GPBG 108	53.83	57.25	15.00	10.83	8.58	29.25	19.58
NDBG 132	59.42	47.08	11.72	14.66	8.92	49.25	16.92
LOCAL	50.67	49.00	10.25	12.42	11.75	47.25	19.50
<b>Males/Testers</b>							
ABGS 11-17	47.50	52.58	10.00	14.67	12.67	40.00	19.25
ABGS 11-19	49.75	48.18	10.09	12.92	14.50	37.75	17.92
ABGS 11-24	48.83	47.42	10.50	14.58	12.00	33.33	18.67
ABGS 14-25	52.17	61.08	12.58	11.42	12.50	40.17	17.75
ABGS 14-27	45.92	49.59	12.58	11.42	10.75	37.67	18.75
GPBG 109	50.83	51.25	10.75	13.92	14.17	40.17	17.42
PUNJAB LONG	50.58	48.75	10.50	12.18	12.67	36.42	16.25
<b>Hybrids:</b>							
ABG 1 × ABGS 11-17	47.42	53.42	12.00	13.83	23.00	39.17	17.92
ABG 1 × ABGS 11-19	47.67	47.75	7.58	7.50	23.92	46.92	19.00
ABG 1 × ABGS 11-24	46.17	53.00	8.08	9.17	22.42	43.83	17.92
ABG 1 × ABGS 14-25	45.00	48.17	7.42	5.92	22.83	34.83	17.42
ABG 1 × ABGS 14-27	48.17	59.75	12.00	14.25	24.17	41.33	18.50
ABG 1 × GPBG 109	46.17	47.00	7.25	3.50	19.33	35.83	17.58
ABG 1 × PUNJAB LONG	52.75	50.33	9.75	13.92	21.92	47.17	20.17
DBG 5 × ABGS 11-17	46.83	48.50	7.67	7.08	22.67	54.33	27.67
DBG 5 × ABGS 11-19	52.00	56.08	10.50	14.58	22.83	44.75	19.92
DBG 5 × ABGS 11-24	52.92	58.00	10.50	13.25	22.67	37.33	15.75
DBG 5 × ABGS 14-25	49.33	45.83	11.33	10.92	22.75	37.00	18.50
DBG 5 × ABGS 14-27	42.00	47.83	7.80	7.67	20.25	46.50	19.83

**Comment [SL13]:** Highlighted one is days?

Genotypes	Days to first male flower appearance	Days to first female flower appearance	Node number at which first male flower appearance	Node number at which first female flower appearance	Number of branch per plant	Fruit length (cm)	Fruit girth (cm)
DBG 5 × GPBG 109	51.58	50.83	10.83	12.25	23.17	43.33	19.17
DBG 5 × PUNJAB LONG	46.50	44.50	9.83	11.42	17.83	34.00	18.04
GPBG 108 × ABGS 11-17	44.75	55.25	12.25	13.58	19.08	32.08	17.92
GPBG 108 × ABGS 11-19	57.92	60.25	11.72	12.00	21.83	43.50	19.92
GPBG 108 × ABGS 11-24	52.58	51.17	11.50	12.75	23.75	37.58	17.00
GPBG 108 × ABGS 14-25	47.58	47.92	11.67	8.50	23.00	42.83	19.25
GPBG 108 × ABGS 14-27	45.83	52.50	6.50	9.00	23.58	37.33	18.92
GPBG 108 × GPBG 109	44.25	43.58	8.00	11.92	23.17	38.58	18.42
GPBG 108 × PUNJAB LONG	47.33	46.25	14.08	12.92	23.33	30.67	21.50
NDBG 132 × ABGS 11-17	43.83	44.42	12.67	12.17	21.92	41.25	16.08
NDBG 132 × ABGS 11-19	47.75	48.83	7.17	6.33	21.17	56.75	19.00
NDBG 132 × ABGS 11-24	46.25	47.25	7.58	12.92	19.75	52.75	16.17
NDBG 132 × ABGS 14-25	44.83	45.25	7.33	6.33	22.17	46.58	20.08
NDBG 132 × ABGS 14-27	48.67	47.08	7.92	6.33	22.17	39.67	20.33
NDBG 132 × GPBG 109	44.25	45.75	13.83	11.42	22.42	42.17	21.17
NDBG 132 × PUNJAB LONG	42.08	42.92	9.92	6.54	21.50	49.83	17.58
LOCAL × ABGS 11-17	44.25	52.42	13.33	12.83	22.67	40.33	15.92
LOCAL × ABGS 11-19	48.17	47.92	7.25	8.42	22.75	45.17	19.33
LOCAL × ABGS 11-24	42.58	43.00	7.67	8.25	23.25	42.08	18.42
LOCAL × ABGS 14-25	44.92	43.58	9.42	9.17	19.25	43.67	20.00
LOCAL × ABGS 14-27	54.17	44.17	7.92	5.25	23.42	44.50	20.00
LOCAL × GPBG 109	45.17	59.83	6.58	7.17	20.75	43.33	18.58
LOCAL × PUNJAB LONG	50.00	51.17	8.25	7.92	22.92	49.17	23.42
ABGH 1 (STANDARD CHECK)	45.50	46.43	9.75	11.40	11.91	24.00	21.58
<b>Parental mean</b>	<b>50.26</b>	<b>50.95</b>	<b>11.39</b>	<b>12.96</b>	<b>11.68</b>	<b>38.99</b>	<b>18.15</b>
<b>Hybrid mean</b>	<b>47.48</b>	<b>49.47</b>	<b>9.57</b>	<b>9.91</b>	<b>22.10</b>	<b>42.46</b>	<b>19.04</b>
<b>General mean (μ)</b>	<b>48.13</b>	<b>49.79</b>	<b>10.03</b>	<b>10.71</b>	<b>19.30</b>	<b>41.21</b>	<b>18.88</b>
	<b>42.00</b>	<b>42.92</b>	<b>6.50</b>	<b>3.50</b>	<b>8.58</b>	<b>24.00</b>	<b>15.75</b>
<b>Range (Overall)</b>							
	<b>to</b>	<b>to</b>	<b>to</b>	<b>to</b>	<b>to</b>	<b>to</b>	<b>to</b>
	<b>59.42</b>	<b>61.08</b>	<b>15.00</b>	<b>14.67</b>	<b>24.17</b>	<b>56.75</b>	<b>27.67</b>
<b>S.Em.±</b>	<b>0.84</b>	<b>0.53</b>	<b>0.44</b>	<b>0.58</b>	<b>0.38</b>	<b>1.58</b>	<b>1.55</b>
<b>CD at 5%</b>	<b>2.34</b>	<b>1.48</b>	<b>1.23</b>	<b>1.61</b>	<b>1.06</b>	<b>4.43</b>	<b>4.34</b>
<b>CV%</b>	<b>3.48</b>	<b>2.13</b>	<b>8.78</b>	<b>10.78</b>	<b>3.93</b>	<b>7.69</b>	<b>16.45</b>

Genotypes	Average Fruit weight (g)	Number of fruit per plant	Fruit yield per plant (kg)	Moisture content (%)	Total soluble solids (°Brix)	Chlorophyll a (µg/g F.W.)	Chlorophyll b (µg/g F.W.)	Total Chlorophyll (µg/g F.W.)
<b>Parents:</b>								
<b>Females/Lines</b>								
ABG 1	370.00	8.92	3.58	85.43	4.84	473.94	49.98	523.92
DBG 5	478.33	10.50	4.48	90.78	4.61	470.70	51.72	522.42
GPBG 108	446.67	8.17	3.61	94.24	4.89	458.83	39.90	498.73
NDBG 132	576.67	9.25	2.67	94.50	4.71	453.56	58.04	511.59
LOCAL	529.33	9.83	3.80	90.39	4.72	460.63	41.75	502.38
<b>Males/Testers</b>								
ABGS 11-17	579.58	10.75	4.35	94.11	4.58	434.78	44.17	478.95
ABGS 11-19	750.83	8.67	2.50	91.68	5.10	426.73	71.74	498.47
ABGS 11-24	463.32	10.08	3.55	94.19	4.32	553.09	53.53	606.62
ABGS 14-25	466.67	11.58	4.26	93.70	4.83	418.92	92.42	511.34
ABGS 14-27	666.25	2.33	1.44	94.65	5.45	427.39	104.75	532.15
GPBG 109	400.42	7.08	3.20	93.48	4.69	464.09	74.33	538.42
PUNJAB LONG	435.83	7.67	3.58	94.34	4.53	529.40	63.89	593.29
<b>Hybrids:</b>								
ABG 1 × ABGS 11-17	566.25	11.75	4.43	94.27	4.48	461.57	15.83	477.40
ABG 1 × ABGS 11-19	543.33	8.33	2.34	89.93	4.47	546.82	16.58	563.40
ABG 1 × ABGS 11-24	389.58	12.42	4.30	93.93	5.52	433.11	38.31	471.42
ABG 1 × ABGS 14-25	545.42	8.58	3.57	88.47	4.48	463.16	33.23	496.40
ABG 1 × ABGS 14-27	483.75	7.08	2.47	92.26	5.11	475.12	34.82	509.95
ABG 1 × GPBG 109	501.67	11.83	3.73	95.23	4.45	754.88	36.96	791.84
ABG 1 × PUNJAB LONG	381.67	6.50	1.75	93.62	5.49	483.92	63.20	547.13
DBG 5 × ABGS 11-17	550.00	10.50	4.19	91.03	5.41	365.95	30.89	396.84
DBG 5 × ABGS 11-19	655.42	7.73	3.47	95.84	4.88	452.65	14.21	466.86
DBG 5 × ABGS 11-24	372.08	7.58	2.62	94.42	4.87	414.84	41.23	456.07
DBG 5 × ABGS 14-25	567.50	7.42	3.36	88.80	5.38	412.12	59.13	471.25
DBG 5 × ABGS 14-27	728.33	8.92	4.65	92.48	4.90	467.67	41.39	509.06
DBG 5 × GPBG 109	395.42	7.92	3.65	88.05	5.38	464.68	33.22	497.90

Genotypes	Average Fruit weight (g)	Number of fruit per plant	Fruit yield per plant (kg)	Moisture content (%)	Total soluble solids (°Brix)	Chlorophyll a (µg/g F.W.)	Chlorophyll b (µg/g F.W.)	Total Chlorophyll (µg/g F.W.)
DBG 5 × PUNJAB LONG	545.83	10.50	4.54	86.34	5.51	524.81	30.69	555.50
GPBG 108 × ABGS 11-17	470.00	6.25	3.21	93.94	5.27	464.87	34.24	499.11
GPBG 108 × ABGS 11-19	472.92	8.17	2.54	95.29	4.69	473.92	34.72	508.64
GPBG 108 × ABGS 11-24	395.00	12.08	5.10	90.48	4.44	465.73	37.19	502.93
GPBG 108 × ABGS 14-25	392.08	9.14	4.22	92.13	5.36	546.63	25.92	572.55
GPBG 108 × ABGS 14-27	398.75	8.75	2.68	94.07	5.02	465.08	40.16	505.24
GPBG 108 × GPBG 109	743.75	9.00	3.59	94.46	4.69	461.30	28.47	489.77
GPBG 108 × PUNJAB LONG	365.40	10.58	4.52	89.72	4.49	474.87	44.73	519.60
NDBG 132 × ABGS 11-17	569.17	10.83	3.60	94.93	4.04	466.10	39.24	505.34
NDBG 132 × ABGS 11-19	469.58	7.50	3.55	94.53	4.56	461.65	40.88	502.53
NDBG 132 × ABGS 11-24	377.08	8.67	3.42	94.30	4.45	464.38	40.97	505.34
NDBG 132 × ABGS 14-25	581.25	11.42	4.53	90.82	5.26	462.02	60.92	522.94
NDBG 132 × ABGS 14-27	514.58	10.83	3.46	94.84	4.57	424.20	62.31	486.51
NDBG 132 × GPBG 109	447.92	11.67	3.39	94.17	4.85	472.51	46.69	519.20
NDBG 132 × PUNJAB LONG	514.17	11.42	5.48	89.85	4.46	462.23	30.85	493.08
LOCAL × ABGS 11-17	826.67	12.75	5.38	95.33	5.53	419.73	40.41	460.14
LOCAL × ABGS 11-19	759.66	7.83	3.58	87.92	4.96	473.99	34.15	508.14
LOCAL × ABGS 11-24	735.83	11.25	4.39	93.80	4.83	433.50	63.25	496.75
LOCAL × ABGS 14-25	374.58	11.17	5.44	91.38	4.68	428.62	90.13	518.74
LOCAL × ABGS 14-27	389.58	2.33	1.80	94.88	5.06	469.72	47.18	516.89
LOCAL × GPBG 109	445.42	7.58	2.52	93.03	5.32	457.43	45.77	503.20
LOCAL × PUNJAB LONG	396.67	9.83	4.29	95.53	4.38	469.45	49.46	518.90
ABGH 1 (STANDARD CHECK)	386.67	11.83	4.51	94.22	4.91	437.04	82.06	519.10
<b>Parental mean</b>	<b>513.66</b>	<b>8.74</b>	<b>3.42</b>	<b>92.62</b>	<b>4.77</b>	<b>464.34</b>	<b>62.18</b>	<b>526.52</b>
<b>Hybrid mean</b>	<b>510.47</b>	<b>9.32</b>	<b>3.71</b>	<b>92.57</b>	<b>4.89</b>	<b>469.69</b>	<b>40.78</b>	<b>510.47</b>
<b>General mean (µ)</b>	<b>508.68</b>	<b>9.22</b>	<b>3.65</b>	<b>92.62</b>	<b>4.86</b>	467.67	<b>46.99</b>	514.67
	<b>365.40</b>	<b>2.33</b>	<b>1.44</b>	<b>85.43</b>	<b>4.04</b>	<b>365.95</b>	<b>14.21</b>	<b>396.84</b>
<b>Range (Overall)</b>	<b>to</b>	<b>to</b>	<b>to</b>	<b>to</b>	<b>to</b>	<b>to</b>	<b>to</b>	<b>to</b>
	<b>826.67</b>	<b>12.75</b>	<b>5.48</b>	<b>95.84</b>	<b>5.53</b>	<b>754.88</b>	<b>104.75</b>	<b>791.84</b>
<b>S.Em.±</b>	<b>4.96</b>	<b>0.21</b>	<b>0.08</b>	<b>0.49</b>	<b>0.16</b>	3.76	2.18	4.19
<b>CD at 5%</b>	13.86	<b>0.58</b>	<b>0.22</b>	<b>1.37</b>	<b>0.46</b>	10.52	6.11	11.70
<b>CV%</b>	1.95	<b>4.51</b>	<b>4.32</b>	<b>1.06</b>	<b>6.72</b>	1.61	9.30	1.63

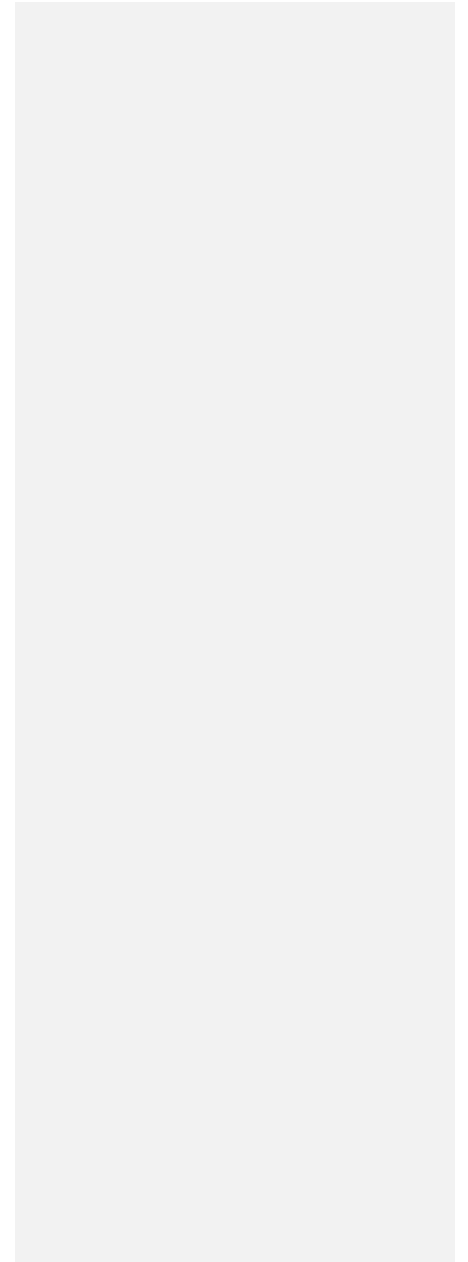
**Table 3 : Number of (F<sub>1</sub>) hybrids depicted significant heterotic effect in bottle gourd**

Characters	Over mid parent				Over better parent				Over standard check (ABGH 1)			
	+ve	-ve	Total	Range	+ve	-ve	Total	Range	+ve	-ve	Total	Range
Days to first male flower appearance	06	21	27	-23.49 to 12.17	09	14	23	-16.81 to 17.97	12	03	15	-7.70 to 27.29
Days to first female flower appearance	10	16	26	-20.82 to 23.61	14	13	27	-16.30 to 26.90	19	07	26	-7.56 to 29.78
Node number at which first male flower appearance	05	22	27	-52.87 to 31.68	07	17	24	-48.34 to 34.12	11	17	28	-33.34 to 44.45
Node number at which first female flower appearance	03	21	24	-74.31 to 15.13	06	21	27	-73.75 to 25.50	06	18	24	-69.30 to 27.93
Number of branch per plant	35	00	35	42.75 to 143.97	35	00	35	36.46 to 119.37	35	00	35	49.76 to 102.94
Fruit length	16	01	17	-11.35 to 38.88	08	08	16	-19.79 to 35.85	35	00	35	27.78 to 136.46
Fruit girth	03	00	03	-17.84 to 50.55	01	00	01	-18.36 to 43.70	01	05	06	-27.03 to 28.19
Average fruit weight	13	20	33	-34.83 to 75.60	08	24	32	-41.53 to 66.51	23	02	25	-5.51 to 113.80
Number of fruit per plant	18	13	31	-61.66 to 87.05	12	16	28	-76.28 to 32.72	01	26	27	-80.29 to 7.75
Fruit yield per plant	19	10	29	-51.17 to 75.30	11	16	27	-52.60 to 53.04	04	24	28	-61.18 to 21.64
Moisture content	14	10	24	-6.72 to 6.45	02	15	17	-8.48 to 4.53	01	15	16	-8.36 to 1.72
Total soluble solids	12	03	15	-12.93 to 20.51	09	05	14	-16.24 to 19.53	07	05	12	-17.66 to 12.57
Chlorophyll <i>a</i>	16	14	30	-19.17 to 60.95	06	17	23	-25.00 to 59.28	27	05	32	-16.27 to 72.73
Chlorophyll <i>b</i>	03	30	33	-76.98 to 34.34	01	31	32	-80.20 to 18.16	01	34	35	-82.69 to 9.83

<b>Total Chlorophyll</b>	08	22	30	-20.74 to 49.07	04	25	29	-24.82 to 47.07	05	20	25	-23.56 to 52.55
--------------------------	----	----	----	--------------------	----	----	----	--------------------	----	----	----	-----------------

---

UNDER PEER REVIEW



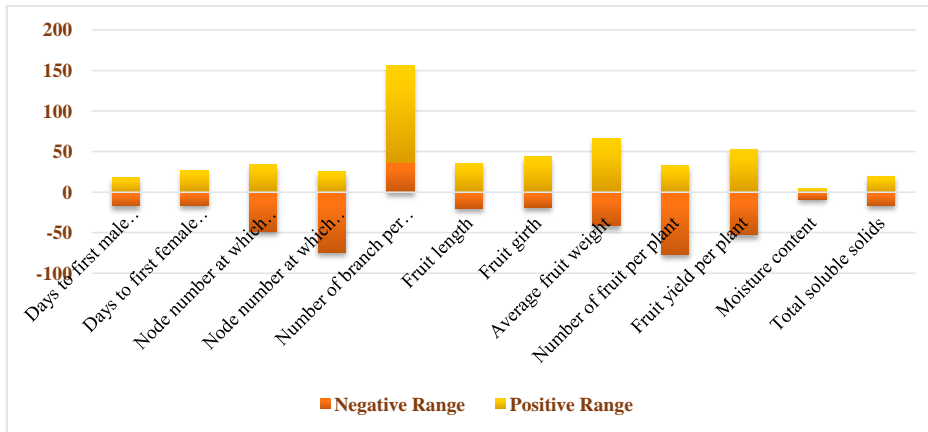


Fig 1: The extent of heterobeltiosis in bottle gourd

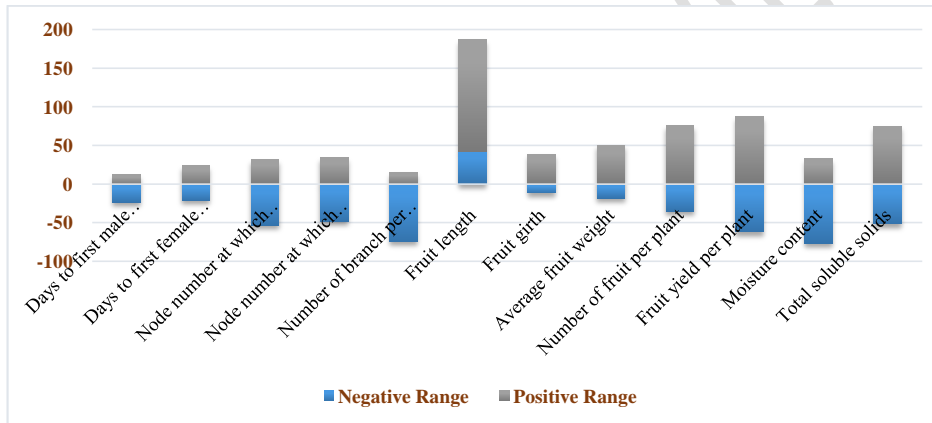


Fig 2: The extent of relative heterosis in bottle gourd

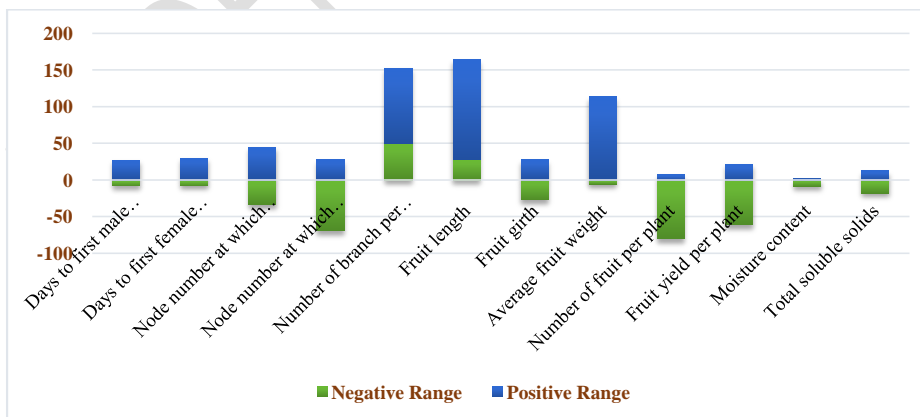


Fig 3: The extent of standard heterosis over check ABGH 1

**Table 4: Comparative study of heterotic crosses in bottle gourd for fruit yield per plant, with other components**

Sr. No.	Heterotic crosses	Fruit yield per plant (kg)	Heterosis for fruit yield over			Desired and significant heterosis over MP for component traits	Desired and significant heterosis over BP for component traits	Desired and significant heterosis over SC for component traits
			MP	BP	SC			
1.	NDBG 132 × PUNJAB LONG LOCAL	5.48	75.30**	53.04**	21.64 **	A, B, C, D, E, F, H, I	A, B, D, E, H, I	A, B, D, E, F, G, I
2.	× ABGS 14-25 LOCAL	5.44	34.99 **	27.77 **	20.71 **	A, B, C, D, E, I, K	A, B, D, E, I	B, D, E, F, I, M
3.	× ABGS 11-17	5.38	31.82 **	23.49 **	19.27 **	A, E, G, H, I, J, K	A, E, G, H, I, K	E, F, G, H, I, K
4.	GPBG 108 × ABGS 11-24	5.10	42.43 **	41.15 **	13.17 **	E, F, H, I, N	E, H, I	E, F, I, L

\* and \*\* indicate significant at 5% and 1% levels of significance, respectively.

Where,

**A** :Days to first male flower appearance  
**B** :Days to first female flower appearance  
**C** :Node number at which first male flower appearance  
**D** :Node number at which first female flower appearance  
**E** :Number of branch per plant  
**F** :Fruit length  
**G** :Average fruit weight

**H** :Number of fruit per plant  
**I** :Fruit yield per plant  
**J** :Moisture content  
**K** :Total soluble solids  
**L** :Chlorophyll *a*  
**M** :Chlorophyll *b*  
**N** :Total Chlorophyll

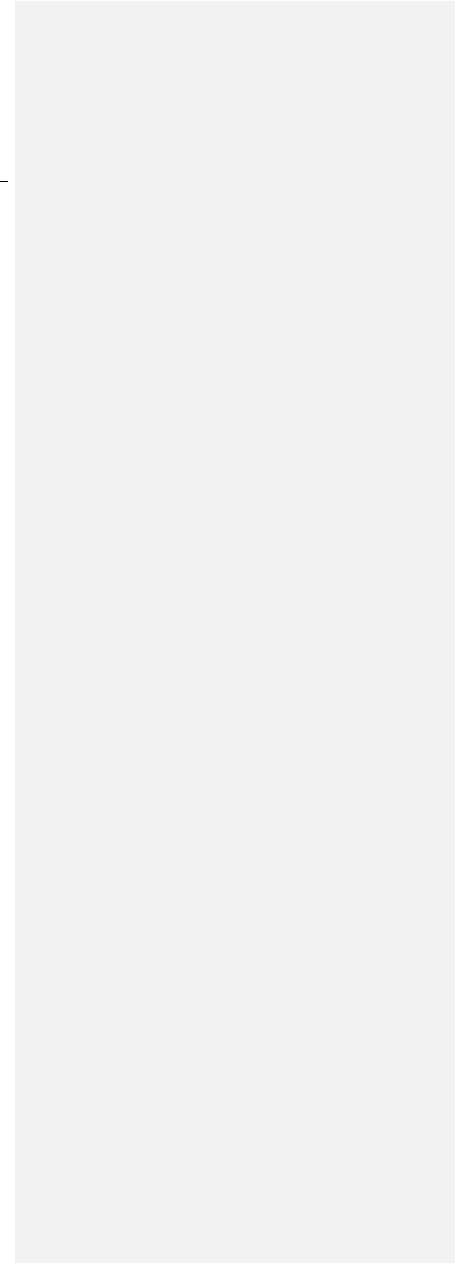
**Table 5: The overall picture of heterosis level in promising heterotic crosses of bottle gourd for fruit yield and its attributes**

Sr. No.	Hybrids	Days to first male flower appearance	Days to first female flower appearance	Node number at which first male flower appearance	Node number at which first female flower appearance	Number of branch per plant	Fruit length	Fruit girth
1	NDBG 132 x PUNJAB LONG LOCAL	Low	Low	Moderate	Low	Low	Moderate	Low
2	x ABGS 14-25 LOCAL	High	Low	Moderate	High	Low	Low	Moderate
3	x ABGS 11-17 GPBG 108	Low	Moderate	High	High	Low	Low	Low
4	x ABGS 11-24	Moderate	Moderate	Moderate	High	Low	Low	Low

Sr. No.	Hybrids	Average fruit weight	Number of fruit per plant	Fruit yield per plant	Moisture content	Total soluble solids	Chlorophyll a	Chlorophyll b	Total Chlorophyll
1	NDBG 132 x PUNJAB LONG LOCAL	Low	High	High	Moderate	Low	Low	Low	Low
2	x ABGS 14-25 LOCAL	Low	High	High	Moderate	Moderate	Low	High	Low
3	x ABGS 11-17 GPBG 108	High	High	High	High	High	Low	Moderate	Low
4	x	Low	High	High	Moderate	Low	Low	Low	Low

UNDER PEER REVIEW





NDBG 132 ♀

×



PUNJAB LONG ♂



F<sub>1</sub> (NDBG 132 × PUNJAB LONG)



LOCAL ♀

×



ABGS 14-25 ♂



F<sub>1</sub> (LOCAL × ABGS 14-25)

Plate. 1. Promising hybrids with their parents



LOCAL ♀

×



ABGS 11-17 ♂



F1 (LOCAL × ABGS 11-17)



GPBG 108 ♀

×



ABGS 11-24 ♂



F1 (GPBG 108 × ABGS 11-24)  
Plate 2: Promising hybrids with their parents

number at which first female flower appearance, number of branch per plant, fruit length, average fruit weight, number of fruit per plant, fruit yield per plant, moisture content, total soluble solids, chlorophyll *a*, chlorophyll *b* and total chlorophyll presented in Table 4.

The results revealed that the extent of heterosis varied from the cross to cross for all the traits. For any one trait, certain hybrids expressed considerable high heterosis, while it was low in other hybrids, suggesting that the selection of parents has an important bearing on the performance of any hybrid. The superiority of hybrids over standard check was presented in Table 5. Such hybrids might be exploited as a basic material for breeding purposes.

#### 4. CONCLUSION

The analysis of variance revealed that significant

#### REFERENCES

1. Arnon DI. Copper enzymes in isolated chloroplasts. Polyphenoloxidase in *Beta vulgaris*. Journal of Plant Physiology. 1949;24: 1-15.
2. Briggie LW. Heterosis in wheat a review. Crop Science. 1963;3:407-412.
3. Doloi N, Patel JN and Acharya, RR. Heterosis studies in bottle gourd [*Lagenaria siceraria* (Mol.) Standl]. Vegetos. 2018;31:1-3.
4. Fonseca S. and Patterson FC. Hybrid vigour in a seven parent diallel cross in common winter wheat. Crop Science. 1968;8:85-88.
5. Hiscox JD and Israelstam GF. A method for the extraction of chlorophyll from leaf tissue

differences among the parents for all traits. This indicated a sufficient variability in the parents (*i.e.*, lines and testers) for all the traits. The parental genotype DBG 5 was rewarded with higher fruit yield per plant (kg) and it was also performed considerably good for the number of fruit per plant. In the case of hybrids, the cross NDBG 132 × PUNJAB LONG was exhibited its superiority for fruit yield per plant (kg). It also took a minimum days to set first female flower. A comparative study of best heterotic crosses NDBG 132 × PUNJAB LONG, LOCAL × ABGS 14-25, LOCAL × ABGS 11-17 and GPBG 108 × ABGS 11-24 for fruit yield per plant revealed significant positive heterosis over mid parent, better parent and standard check.

Comment [SL14]: Missing conclusion

without maceration. Canadian Journal of Botany. 1979;57(12): 1332-1334.

6. Joshi, A. H.; Gami R. A.; Patel R. N. and Arvinth S. Interpretation of mean value and extent of heterosis in fodder and grain yield with associated traits of sorghum [*Sorghum bicolor* (L.) Moench]. Journal of Crop and Weed. 2021;17(3): 206-213.

DOI: <https://doi.org/10.22271/09746315.2021.v17.i3.1511>

7. Lal M, Ram CN, Nath S and Gautam SK. Estimation of heterosis in bottle gourd [*Lagenaria siceraria* (Mol.) Standl.] for growth and earliness. The Pharma Innovation Journal. 2021;10(7): 1585-1592.

8. Meredith WR and Bridge RR. Heterosis and gene action in cotton (*G. Hirsutum L.*). Crop Science. 1972;12: 304-310. DOI:10.2135/cropsci1972.0011183X001200030015x
9. Mishra S, Pandey S, Kumar N, Pandey VP and Singh T. Studies on the extent of heterosis for the quantitative characters in *kharif* season bottle gourd [*Lagenariasiceraria* (Molina) Standl.]. Journal of Pharmacognosy and Phytochem.2019;8(1):29-38.
10. Mutazing, A. Hybrid vigour in crosses between purelines of Galeopsis and tetrant. Hereditas. 1945;31:391-398.
11. Odedara GN, Patel, JB and Gauswami JJ. Studies on heterosis and inbreeding depression in bottle gourd [*Lagenaria siceraria* (Mol.) Standl]. Indian Journal of Pure and Applied Biosciences.2021;9(1): 132-139. DOI:<http://dx.doi.org/10.18782/2582-2845.8505>
12. Pal, BP and SinghH. Studies in hybrid vigourinbrinjal and bitter gourd. Indian Journal of Genetics and Plant Breeding.1946;6:19-33.
13. Panse VG. and Sukhatme PV. Statistical methods for agricultural workers.4<sup>th</sup> edition. ICAR, New Delhi. 1985;97-156.
14. Snedecor GW and Cochran WG. Statistical methods.6<sup>th</sup> edition. Ames, The Iowa State University Press, Ames, Iowa. 1967.

UNDER PEER REVIEW

UNDER PEER REVIEW

