

INFLUENCE OF DIFFERENT TYPES OF MANURE AND CLOVE SIZE ON THE GROWTH AND YIELD OF GARLIC (*Allium salivum* L)

ABSTRACT

In order to determine the effects of various types of manure and clove size on the development and productivity of garlic, an experiment was carried out at the Horticulture farm of Sher-e-Bangla Agricultural University, Dhaka, between November 2021 and April 2022. The experiment consisted of three sizes of garlic cloves (Viz. C₁=small (50gm/100 cloves), C₂=medium (70gm/100 cloves), C₃=large (90gm/100 cloves)) and four levels of manure (Viz. M₀= Control (No manure), M₁= Cowdung (15t/ha), M₂= Vermicompost (6t/ha), M₃=Mushroom spent compost (6t/ha)). The two-factor experiment was carried out in Randomized Complete Block Design (RCBD) with three replications and 12 treatments. Growth and yield of garlic were influenced by the different clove sizes. The C₃ treatment had the most leaves (12.77), the largest bulb diameter (4.11 cm), the most cloves per bulb (25.49), the largest clove diameter (1.35 cm), the largest weight of 10 cloves per bulb (13.5 g), and the highest bulb output per hectare (9.43 ton). The growth and yield of garlic were significantly impacted by different level of manure. The M₃ treatment produced the highest number of leaves (12.45), maximum bulb diameter (3.73 cm), highest number of cloves per bulb (24.44), highest diameter of cloves per bulb (1.08 cm), highest weight of 10 cloves per bulb (11.83 g), and highest bulb output per hectare (9.92 ton). The highest bulb yield (11.42 ton/ha) was obtained from M₃C₃ treatment combination, while the lowest bulb yield (5.49 ton/ha) was obtained from M₀C₁ treatment combination. So, it can be revealed that the M₃C₃treatment combination appeared to be the best for achieving the higher yield of garlic.

Keywords: garlic, clove size, manure, bulb yield.

I. INTRODUCTION

One of the most significant bulb crops and an aromatic herbaceous annual spice, garlic (*Allium salivum* L.) is a member of the Alliaceae family. After onions, it is the Allium that is used the most frequently. It is well recognized both in Bangladesh and throughout the world as a spice crop [1]. The Mediterranean region, specifically in Central Asia, is where this crop originated [2]. Recently, oil and powder made from it have been used to flavor curries. About 90% of garlic is propagated through planting cloves. Garlic's growth and yield are also influenced by the size of the cloves used in planting [3].

The impact of organic manure on garlic is particularly important because it is a strong feeder with shallow roots. However, the majority of the soils in this area have less than 1.5%, and some even have less than 1% [9]. For garlic to grow and develop properly, manure must be used. In addition to being a rich source of plant nutrients, manure also enhances the soil's aeration, texture, structure, humus, water-holding ability, and microbial activity, which aids in preserving and boosting soil productivity. Although crops take a while to respond to applied manure, the after effects of these organic fertilizers continue for a very long time. Long-term sustainable agriculture depends on maintaining soil fertility, and manure (cowdung, vermicompost, and mushroom waste compost) can play a crucial part in maintaining soil fertility and crop output. A crucial component is organic stuff. It enriches the soil with organic matter, which could enhance soil aeration, moisture retention, structure, and water infiltration [4]. Vermicompost enhances crop output, increases soil water holding capacity, improves soil aeration, and enriches soil with microorganisms [5].

Addition of cowdung in field provide several benefits. Cowdung contain 0.62% N, 0.46% P, 0.59% K, 0.28% S. Vermicompost contain 1.6% N, 0.7% P, 0.8% K, 0.5% Ca. Vermicompost is not only rich in nutrients but it's also loaded with the microorganisms that create and maintain healthy soil. Mushroom compost contains an average of 0.67% P and 1.24% K as well as other plant nutrients such as calcium (2.29%), magnesium (0.35%) and iron (1.07%) [8]. By providing all the necessary plant nutrients, organic manures boost crop output while also adding organic matter to the soil. Long-term sustainable agriculture depends on maintaining soil fertility, and organic manures can be crucial to maintaining soil fertility and crop output [10].

By assisting farmers in producing high-quality garlic bulbs, this research will both enhance productivity and ensure the farmers' financial well-being. In order to maximize development and yield, this study

aims to determine the optimal size of garlic cloves. It also seeks to determine the best combination of NPKS fertilizer, cowdung, vermicompost, and mushroom wasted compost. Determining the combined impact of manure and clove size for the best possible development and yield of garlic is also helpful. By assisting farmers in producing high-quality garlic bulbs, this research will both enhance productivity and ensure the farmers' financial well-being. In order to maximize development and yield, this study aims to determine the optimal size of garlic cloves. It also seeks to determine the best combination of NPKS fertilizer, cowdung, vermicompost, and mushroom wasted compost. Determining the combined impact of manure and clove size for the best possible development and yield of garlic is also helpful.

II. MATERIAL AND METHODS

1. Description of the site

Between November 2021 and April 2022, the research was carried out at the Horticulture Farm of the Sher-e-Bangla Agricultural University in Sher-e-Bangla Nagar, Dhaka. The site's coordinates were 23° 77' N latitude, 90° 35' E longitude, and it was 8.6 meters above sea level. The test site had a subtropical environment with three different seasons: pre-monsoon or hot season from March to April, and monsoon season from May to October. Winter lasted from November to February. The research site experiences both cold and hot winters. The majority of the year's precipitation, around 490 mm, falls during the monsoon season (30-year period). The mean maximum and lowest temperatures for the year were 28 and 19°C, respectively.

2. Soil sampling and analysis

Soil samples were collected in order to assess the physical and chemical characteristics prior to the experiment. The experimental field's soil has a silty loam texture. The soil in the test location is from AEZ No. 28's Modhupur Tract and is a portion of it. The Soil Resources Development Institute (SRDI), Soil Testing Laboratory, Kamarhati, Dhaka, evaluated the soil sample from the experimental plot, which was taken from a depth of 0 to 30 cm and had a pH of 7.1. It underwent physical and chemical testing after being air dried and crushed.

3. Statistical Analysis

The recorded data on different parameters were statistically analyzed using Statistic 10 software. The significance of the difference among the treatments means was estimated by the least significant difference test (LSD) at 5% level of probability.

4. Field preparation and Treatment allocation

The plot selected for the experiment was opened with a power tiller in the middle of November 2021 and left exposed to the sun for 10 days. To achieve good tilth, the land was harrowed, ploughed, and cross-ploughed several times, followed by laddering. The experiment was laid out in a Randomized Complete Block Design (RCBD) having double factor with three replications. The experiment comprised as two factors. Factor A: clove size (3 levels of clove size (Viz. C₁=small (50gm/100 cloves), C₂=medium (70gm/100 cloves), C₃=large (90gm/100 cloves)), and Factor B: manure (four levels of fertilizers and manure (Viz. M₀= Control (No manure), M₁= Cowdung (15t/ha), M₂= Vermicompost (6t/ha), M₃=Mushroom spent compost (6t/ha)). Each block was divided into 12 plots where 12 treatments combination were distributed randomly and 36-unit plots altogether in the experiment. The size of each plot was 0.9m × 0.6 m. The distance maintained between two blocks were 0.5 m and two plots were 0.4 m. The plots were raised up to 10 cm.

5. Planting Materials

The seeds of garlic (BARI Garlic-3) were collected from Bangladesh Agricultural Research Institute (BARI), Gazipur.

6. Manuring and Fertilization

The entire quantity of well decomposed cowdung, vermicompost and mushroom spent compost were applied to the respective unit plots as per treatment and the whole amount of Triple super phosphate (TSP), ½ of MP and ½ of urea were applied to the soil during final land preparation of 5 days before planting. The rest of MP and half of urea were used as top dressing at 30 DAP and rest of urea were

applied at 60 DAP. The following recommended doses of inorganic fertilizers (NPKS) were applied to all plots for bulb production in this experiment.

Table 1. The following doses of manure and fertilizers were applied in the experimental plots

Manure and Fertilizers	Doses per hectare (kg)	Doses per respective plot (kg)
Cowdung (M ₁)	15000	0.81
Vermicompost (M ₂)	6000	0.324
Mushroom Spent Compost (M ₃)	6000	0.324
Urea (M ₀)	217(99.82 N)	0.012
TSP (M ₀)	267 (53.40 P)	0.014
MP (M ₀)	333 (166.50 K)	0.018
Gypsum (M ₀)	110(19.80 S)	0.005

III. RESULT AND DISCUSSIONS

1. Effect of clove size

Significant differences were found in the different parameters of plant due to different levels of clove size. The maximum plant height (70.23 cm) was measured at 100 DAP from C₃ followed by C₂ treatment (Fig.1). The highest number of leaves (12.45) per plant at 100 DAP was recorded from C₃ treatment which was followed by C₂ treatment (Fig.3). The treatment C₃ recorded the maximum plant base diameter (0.98 cm), length of bulb (3.67 cm), diameter of bulb (4.11cm), number of cloves per bulb (25.51), length of cloves per bulb (2.51 cm), diameter of cloves per bulb (1.35 cm) and weight of 10 cloves per bulb (13.5 g) (Table 2). The maximum fresh weight of leaves per plant (8.78 g), fresh weight of bulb (18.27 g) and fresh weight of roots (0.64 g) (Table 2). The data revealed that highest bulb yield (0.51) per plot, bulb yield (9.43) per hectare was found from C₃ treatment (Table 2). It was revealed that with the increases of clove size plant height showed increasing trend. Large sized clove stored comparatively large amount of nutrients that helps to the development of plant immediate after emergence of seedlings. The present studies are congruent with [3] who reported that increased vegetative and bulb growth observed in large-sized cloves due to more reserve nutrients that in turn might increase the overall total dry biomass of garlic. Our findings suggest that garlic growth and yield are directly related to the size of cloves planted. Therefore, planting cloves of the appropriate size can improve garlic production. Clove size showed significant effects on all growth and yield parameters of garlic. Hence, it can be tentatively recommended that production of the highest yield of garlic is achieved by using larger clove [6].

2. Effect of manure

The data revealed that the effectiveness of different types of manure along with NPKS fertilizers affected the growth and yield of garlic. The maximum plant height (70.11cm) at 100 DAP (Fig. 2) and number of leaves per plant (12.45) at 100 DAP (Fig.4) was measured from M₃ treatment followed by M₂ treatment. The treatment M₃ recorded the maximum plant base diameter (0.98 cm), length of bulb (3.53 cm), diameter of bulb (3.73 cm), number of cloves per bulb (24.44), length of cloves per bulb (2.40 cm), diameter of cloves per bulb (1.07 cm) and weight of 10 cloves per bulb (11.83 g) (Table 3). The maximum fresh weight of leaves per plant (8.13 g), fresh weight of bulb (18.89 g) and fresh weight of roots (0.62 g) (Table 3). The data revealed that highest bulb yield (0.54) per plot, bulb yield (9.92) per hectare was found from M₃ treatment (Table 3). [7] reported that the height of plant increased with application of manure. The result might be due to the fact that mushroom spent compost enhances the vegetative growth of garlic. The present findings are agreed with the findings of [8]. This ecological inputs provide favorable conditions for plant growth and development through improvement of physical, chemical and biological properties of the soil.

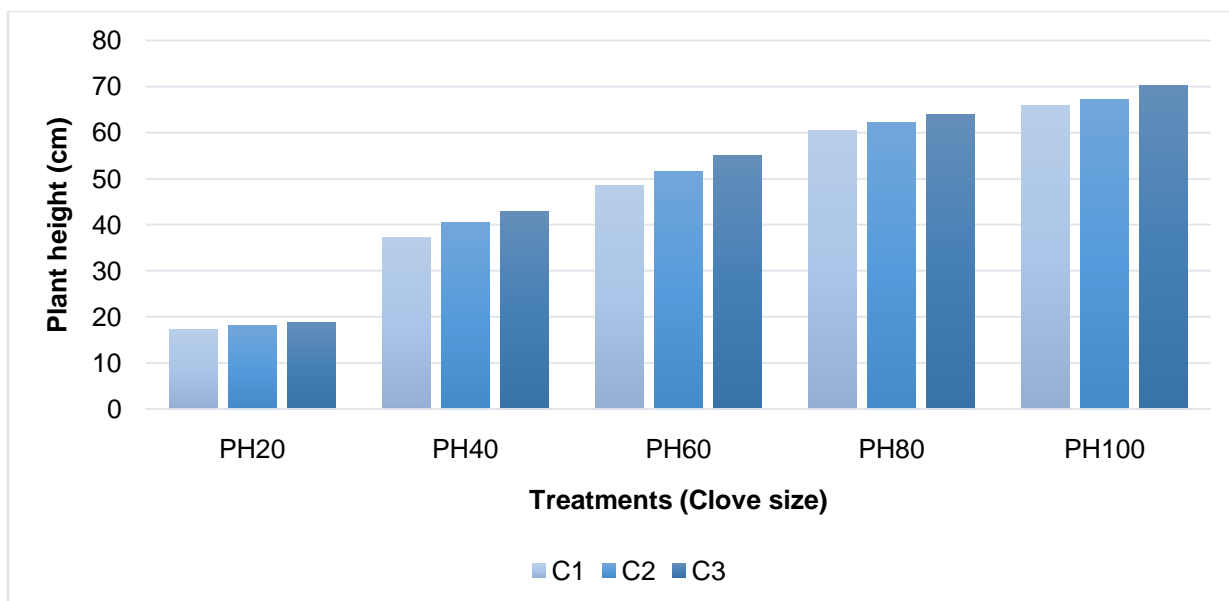


Figure 1. Effect of clove size on plant height (cm) of garlic (*Allium salivum* L)

Here, C₁= small clove size (50gm/100 cloves), C₂= medium clove size (70gm/100 cloves), C₃= large clove size (90gm/100 cloves)

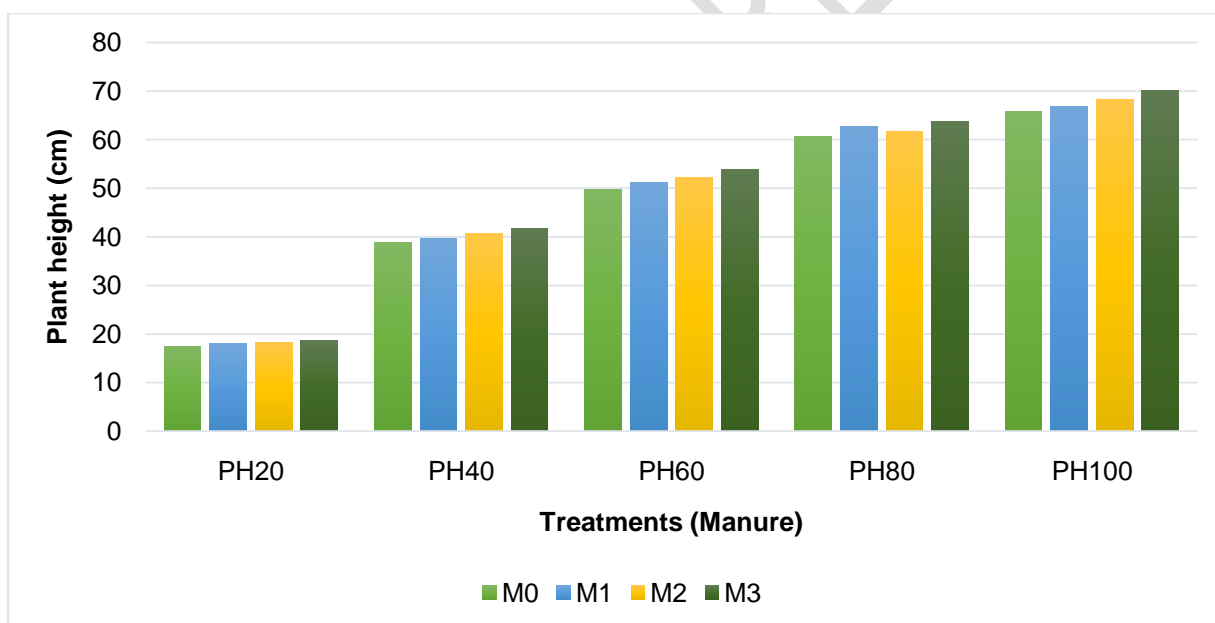


Figure 2. Effect of different types of manure on plant height (cm) of garlic (*Allium salivum* L)

Here, M₀= control (No manure), M₁=cowdung (15t/ha), M₂= vermicompost (6t/ha), M₃= mushroom spent compost (6t/ha)

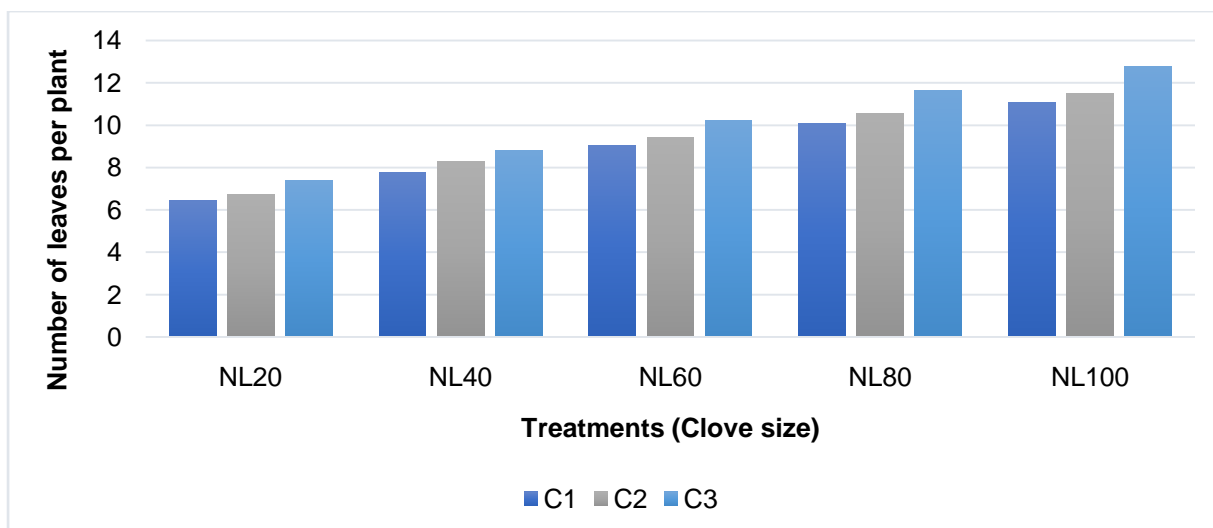


Figure 3. Effect of clove size on number of leaves per plant of garlic(*Allium salivum* L)

Here, C₁= small clove size (50gm/100 cloves), C₂= medium clove size (70gm/100 cloves), C₃= large clove size (90gm/100 cloves)

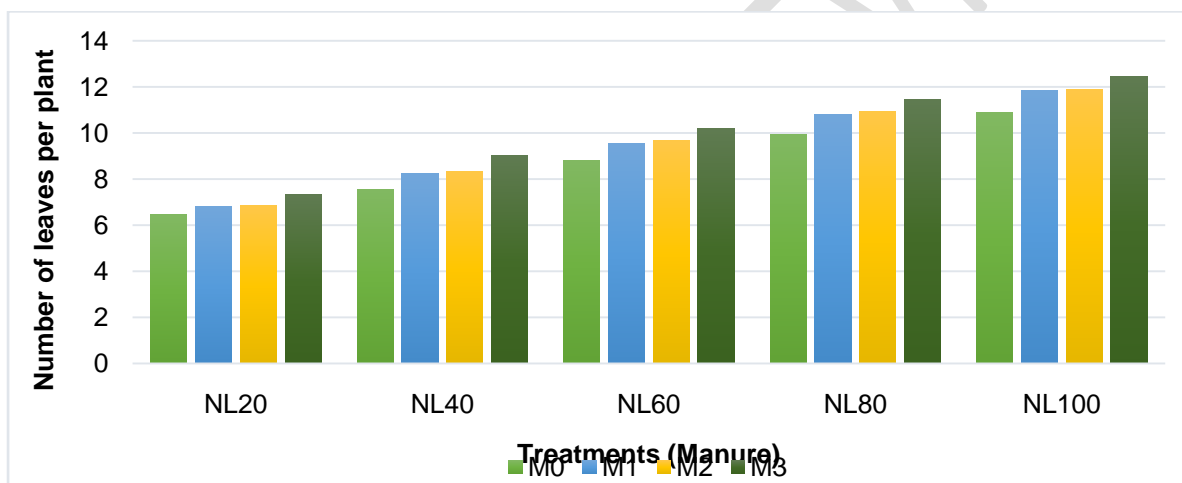


Figure 4. Effect of different types of manure on number of leaves per plant of garlic(*Allium salivum* L)

Here, M₀= control (No manure), M₁=cowdung (15t/ha), M₂= vermicompost (6t/ha), M₃= mushroom spent compost (6t/ha)

3. Combined effect of Clove size and Manure

Combined effect of clove size and different types of manure were found to be statistically significant. The maximum plant height (72.5 cm) at 100 DAP was obtained from M₃C₃ treatment combination and number of leaves per plant (13.74) at 100 DAP from M₃C₃ treatment combination (Table 4). The treatment M₃C₃ recorded the maximum plant base diameter (1.05 cm), length of bulb (3.84 cm), diameter of bulb (4.24 cm) (Table 4). Maximum number of cloves per bulb (26.00), length of cloves per bulb (2.59 cm), diameter of cloves per bulb (1.43 cm) and weight of 10 cloves per bulb (13.83 g), maximum fresh weight of leaves per plant (9.32 g), fresh weight of bulb (21.08 g) and fresh weight of roots (0.69 g) obtained from M₃C₃(Table 5). The data revealed that highest bulb yield (0.62) per plot, bulb yield (11.42) per hectare was found from M₃C₃ treatment (Table 5).

It was revealed that large clove size and mushroom spent compost treatment combinations shows maximum plant height, number of leaves per plant, number of cloves per bulb, bulb yield due to the higher concentration of soil enzymes, soil organic matter and soil for rapid mineralization and transformation of plant nutrients in soil.

Table 2. Effect of clove size on plant base diameter (cm), length of bulb (cm), Diameter of bulb (cm), Length of bulb (cm), Diameter of bulb (cm), number of cloves per bulb, Length of cloves per bulb (cm), Diameter of cloves per bulb (cm), Weight of 10 cloves per bulb (g), Fresh weight of leaves (g), Fresh weight of bulb (g), Fresh weight of roots (g), Yield of bulb per plot (t), Yield of bulb per hectare (ton) of garlic (*Allium salivum* L)

Treatment	Plant Base Diameter (cm)	Length of Bulb (cm)	Diameter of Bulb (cm)	No. of cloves per bulb	Length of cloves per bulb (cm)	Diameter of cloves per bulb (cm)	Weight of 10 cloves per bulb (g)	Fresh weight of leaves (g)	Fresh weight of bulb (g)	Fresh weight of roots (g)	Yield of bulb per plot (t)	Yield of bulb per hectare (ton)
C ₁	0.90 c	2.95 c	3.07 c	21.92c	2.06 c	0.69 c	8.44 c	6.92c	15.10c	0.50c	0.39c	7.22c
C ₂	0.94 b	3.52 b	3.69 b	24.42 b	2.37 b	0.99 b	12.04 b	7.60b	16.23b	0.58b	0.43b	7.98b
C ₃	0.98 a	3.67 a	4.11 a	25.51 a	2.51 a	1.35 a	13.5 a	8.79a	18.27a	0.64a	0.51a	9.43a
LSD (005)	0.0222	0.0118	0.0357	0.314	0.019	0.0415	0.3648	0.2036	0.2651	0.0199	0.00492	0.0917
CV%	4.87	4.59	5.38	5.24	7.06	6.85	4.85	4.95	7.02	5.24	5.25	5.25

In a column means having similar letter(s) are statistically similar and those having dissimilar letter(s) differ significantly at 0.05 level of probability. Here, C₁= small clove size (50gm/100 cloves), C₂= medium clove size (70gm/100 cloves), C₃= large clove size (90gm/100 cloves)

Table 3. Effect of different types of manure on plant base diameter (cm), length of bulb (cm), Diameter of bulb (cm), Length of bulb (cm), Diameter of bulb (cm), number of cloves per bulb, Length of cloves per bulb (cm), Diameter of cloves per bulb (cm), Weight of 10 cloves per bulb (g), Fresh weight of leaves (g), Fresh weight of bulb (g), Fresh weight of roots (g), Yield of bulb per plot (t), Yield of bulb per hectare (ton) of garlic (*Allium salivum* L)

Treatment	Plant Base Diameter (cm)	Length of Bulb (cm)	Diameter of Bulb (cm)	No. of cloves per bulb	Length of cloves per bulb (cm)	Diameter of cloves per bulb (cm)	Weight of 10 cloves per bulb (g)	Fresh weight of leaves (g)	Fresh weight of bulb (g)	Fresh weight of roots (g)	Yield of bulb per plot (t)	Yield of bulb per hectare (ton)
M ₀	0.9 c	3.23 d	3.49 d	23.34 c	2.23 d	0.95 c	10.81 c	7.39c	13.56d	0.53c	0.33d	6.10d
M ₁	0.92 c	3.33 c	3.59 c	23.89 b	2.29 c	1.00 b	11.22 bc	7.69b	15.92c	0.57b	0.43c	7.90c
M ₂	0.96 b	3.43 b	3.67 b	24.11ab	2.35 b	1.02 b	11.44 ab	7.86b	17.78b	0.58b	0.48b	8.91b
M ₃	0.98 a	3.53 a	3.73 a	24.44 a	2.40 a	1.07 a	11.83 a	8.13a	18.89a	0.62a	0.54a	9.92a
LSD (0.05)	0.0256	0.0137	0.0413	0.3626	0.0219	0.048	0.4213	0.2351	0.3061	0.023	0.00568	0.1059
CV%	4.87	4.59	5.38	5.24	7.06	6.85	4.85	4.95	7.02	5.24	5.25	5.25

In a column means having similar letter(s) are statistically similar and those having dissimilar letter(s) differ significantly at 0.05 level of probability. Here, M₀= control (No manure), M₁=cowdung (15t/ha), M₂= vermicompost (6t/ha), M₃= mushroom spent compost (6t/ha)

Table 4. Combined effect of different types of manure and clove size on plant base diameter (cm), length of bulb (cm), Diameter of bulb (cm), Length of bulb (cm), Diameter of bulb (cm), number of cloves per bulb, Length of cloves per bulb (cm), Diameter of cloves per bulb (cm), Weight of 10 cloves per bulb (g), Fresh weight of leaves (g), Fresh weight of bulb (g), Fresh weight of roots (g), Yield of bulb per plot (t), Yield of bulb per hectare (ton) of garlic (*Allium sativum* L).

Treatment	Plant height (cm) at			Number of leaves at			Plant Base Diameter (cm)	Length of Bulb (cm)	Diameter of bulb (cm)
	60 DAP	80 DAP	100 DAP	60 DAP	80 DAP	100 DAP			
M ₀ C ₁	46.5 i	59.17 j	64.33 j	8.12 g	9.05 f	10.02 f	0.87 g	2.82 l	2.94 j
M ₀ C ₂	49.17 g	60.5 hi	65.17 i	8.67 f	9.67ef	10.67 ef	0.9 efg	3.39 h	3.59 g
M ₀ C ₃	53.5 d	62.5 de	67.92 e	9.67 cd	11.0bcd	12.0bc	0.93 cde	3.49 f	3.97 d
M ₁ C ₁	48.08 h	60.08 i	65.33 i	9.33 de	10.33 de	11.23 de	0.88 fg	2.91 k	3.05 i
M ₁ C ₂	50.75 f	61.75 ef	66.08 h	9.67 cd	10.67 cd	11.68 cd	0.93 cde	3.47 g	3.67 f
M ₁ C ₃	54.42 c	63.17 cd	69.17 d	10.0bc	11.33 bc	12.67 b	0.95 bcd	3.61 d	4.05 c
M ₂ C ₁	49.08 g	60.92 gh	66.42 gh	9.0ef	10.33 de	11.33 cde	0.92 def	2.99 j	3.12 h
M ₂ C ₂	51.92 e	62.67 d	67.08 fg	9.33 de	10.75 cd	11.67 cd	0.97 bc	3.55 e	3.73 ef
M ₂ C ₃	55.5 b	64.33 b	71.33 b	10.33 b	11.67 b	12.67 b	0.98 b	3.73 b	4.17 b
M ₃ C ₁	50.25 f	61.67 fg	67.33 ef	9.67 cd	10.67 cd	11.62 cd	0.93 cde	3.08 i	3.18 h
M ₃ C ₂	54.5 c	63.67 bc	70.5 c	10.0 bc	11.07 bc	12.0 bc	0.97 bc	3.67 c	3.78 e
M ₃ C ₃	56.5 a	65.67 a	72.5 a	10.89 a	12.57 a	13.74 a	1.05 a	3.84 a	4.24 a
LSD (0.05)	0.8826	0.7882	0.7229	0.4865	0.6903	0.7431	0.0444	0.0237	0.0715
CV%	8.25	7.25	5.36	7.23	4.02	5.58	4.87	4.59	5.38

In a column means having similar letter(s) are statistically similar and those having dissimilar letter(s) differ significantly at 0.05 level of probability. Here, C₁= small clove size (50gm/100 cloves), C₂= medium clove size (70gm/100 cloves), C₃= large clove size (90gm/100 cloves); M₀= control (No manure), M₁=cowdung (15t/ha), M₂= vermicompost (6t/ha), M₃= mushroom spent compost (6t/ha)

Table 5. Combined effects different types of manure and clove size on plant base diameter (cm), length of bulb (cm), Diameter of bulb (cm), Length of bulb (cm), Diameter of bulb (cm), number of cloves per bulb, Length of cloves per bulb (cm), Diameter of cloves per bulb (cm), Weight of 10 cloves per bulb (g), Fresh weight of leaves (g), Fresh weight of bulb (g), Fresh weight of roots (g), Yield of bulb per plot (t), Yield of bulb per hectare (ton) of garlic (*Allium sativum* L)

Treatment	No. of cloves per bulb	Length of cloves per bulb (cm)	Diameter of cloves per bulb (cm)	Weight of 10 cloves per bulb (g)	Fresh weight of leaves (g)	Fresh weight of bulb (g)	Fresh weight of roots (g)	Yield of bulb per plot (t)	Yield of bulb per hectare (ton)
M ₀ C ₁	21.33 h	1.98 i	0.65 g	8.08 g	6.67 i	12.08 i	0.45 g	0.29 k	5.49 k
M ₀ C ₂	23.68 f	2.28 f	0.93 e	11.17 e	7.17 gh	13.67 h	0.55 def	0.33 j	6.11 j
M ₀ C ₃	25.0 cd	2.42 d	1.27 c	13.17 ab	8.33 cd	14.92 g	0.58 cd	0.36 i	6.69 i
M ₁ C ₁	22.0 g	2.03 h	0.68 fg	8.33 fg	6.92 hi	14.58 g	0.52 f	0.37 h	6.91 h
M ₁ C ₂	24.33 e	2.34 e	0.98 e	12.0 d	7.5 fg	15.5 f	0.57 de	0.42 g	7.72 g
M ₁ C ₃	25.36 bc	2.5 c	1.35 b	13.33 ab	8.66 bc	17.67 d	0.62 bc	0.49 d	9.07 d
M ₂ C ₁	22.0 g	2.11 g	0.70 fg	8.5 fg	7 hi	16.42 e	0.52 f	0.42 g	7.81 g
M ₂ C ₂	24.67 de	2.39 d	1.0 de	12.16 cd	7.75 ef	17.5 d	0.58 cd	0.45 f	8.39 f
M ₂ C ₃	25.67 ab	2.54 b	1.37 ab	13.67 a	8.83 b	19.42 b	0.65 b	0.57 b	10.53 b
M ₃ C ₁	22.33 g	2.14 g	0.73 f	8.83 f	7.08 h	17.33 d	0.53 ef	0.47 e	8.64 e
M ₃ C ₂	25.0 cd	2.47 c	1.07 d	12.83 bc	8 de	18.25 c	0.63 b	0.52 c	9.69 c
M ₃ C ₃	26.0 a	2.59 a	1.43 a	13.83 a	9.32 a	21.08 a	0.69 a	0.62 a	11.42 a
LSD (0.05)	0.628	0.038	0.0831	0.7297	0.4072	0.5301	0.0398	0.00983	0.1834
CV%	5.24	7.06	6.85	4.85	4.95	7.02	5.24	5.25	5.25

In a column means having similar letter(s) are statistically similar and those having dissimilar letter(s) differ significantly at 0.05 level of probability. Here, C₁= small clove size (50gm/100 cloves), C₂= medium clove size (70gm/100 cloves), C₃= large clove size (90gm/100 cloves); M₀= control (No manure), M₁=cowdung (15t/ha), M₂= vermicompost (6t/ha), M₃= mushroom spent compost (6t/ha)

IV. CONCLUSION

On the basis of present study, it is concluded that the C₃ and M₃ treatment gave highest plant height at 100 DAP of garlic, highest number of leaves, plant base diameter, length of bulb, diameter of bulb, number of cloves per bulb, length of cloves per bulb, weight of 10 cloves per bulb and bulb yield. In this experiment large clove size C₃ (90gm/100cloves) treatment gave highest bulb yield (9.43/ha) and mushroom spent compost M₃ (mushroom spent compost (6t/ha) gave highest yield (9.92 ton/ha) of garlic. Combination of mushroom spent compost with large clove size (M₃C₃) treated plants gave highest growth and bulb yield (11.42 ton /ha) of garlic. However, from the present study it may be concluded that, the most suitable combination for a higher yield of garlic was M₃= mushroom spent compost (6t/ha) with large clove size C₃ (90gm/100 cloves).

REFERENCE

- 1.Hassan, A.(2015). Improving growth and productivity of two garliccultivars (*Allium sativum* L.) grown under sandy soil conditions.*Middle East Journal of Agriculture Research*.**4**(2):332–346.
- 2.FAO. 2007. Production Year Book. Food and Agriculture Organization of the United Nations, Rome, Italy **53**: 149-150.
- 3.Desta B, Tena N, Amare G. (2021). Growth and bulb yield of garlic as influenced by clove size. *The Scientific World Journal*.DOI: 10.1155/2021/7351873.
4. Habiba, M. U., Khatun, K., Mostarin, T., Samad, M. A., Tania, M. M., Malo, K., & Akter, S. (2021). Influence of Bio-fertilizer Application Method with Organic and In-organic Fertilizer on Growth and Yield of Bitter-gourd in Winter Season (*Momordica charantia* L.). *Asian Journal of Advances in Agricultural Research*, **17**(1), 1–15. DOI: 10.9734/AJAAR/2021/v17i1130185.
5. Malo, K., Khatun, K., Mostarin, T., Samad, M. A., Tania, M. M., Habiba, M. U., & Touhidujjaman, M. (2022). Effect of Integrated Nutrient Management on Growth and Yield of Cucumber (*Cucumis sativus* L.) in Winter Season. *Journal of Global Agriculture and Ecology*, **13**(3), 1–12.
- 6.Memane, P. G., Tomar, R. S., Kakade, D. K., Kulkarni, G. U. and Chovatia R. S.(2008). Effect of clove weight and plant growth regulators on growth and yield of garlic (*Allium sativum* Linn) cv GG 3. *Asian Journal of Horticulture*. **3**(1):82–86.
- 7.Cabrera, V.E., Stavast, L.J., Baker, T.T., Wood, M.K., Cram, D.S., Flynn, R.P., and Ulery, A.L. (2009). Soil and runoff response to dairy manure application on New mexico rangeland. *Agriculture Ecosystems and environment*.**131**: 255-262.
8. Rezvani Moghaddam, P., Ehyae, H.R., and Amiri, M.B. (2017). Application of spent mushroom compost and mycorrhiza on yield and yield components of garlic (*Allium sativum* L.) in the low input cropping system. *Agroecology*.**9**(2): 490-504.
9. BARC. 2005. Fertilizer Recommendation Guide. Bangladesh Agricultural Research Council, Farmgate, Dhaka. 95p.
10. Akter, A., Rahim, M. A. and Rahman, H. (2017). Effect of different organic manures on the growth and yield of two garlic varieties. *J. Agrofor. Environ.* **1**(2).