

A Review Study on The Use of Topological Graph Theory to Examine The Elements of Network Connectivity

Abstract: Network topology refers to the deliberate and efficient configuration or organization of a network, encompassing its constituent nodes and the interconnecting lines that facilitate communication between them. The network topology is a configuration of interconnected components that facilitates the establishment of communication between nodes or points in a seamless manner. The presentation encompasses both the physical structure and the logical interconnections. The comprehension of physical topology enables us to determine the appropriate locations for cable installation and node placement. In contrast, logical topology elucidates the movement of data and its transmission. The main aim of the study is to examine the Use of Topological Graph Theory to Examine the Elements of Network Connectivity. The study also focuses on the Application of Topological Graph Theory in Computer Science.

Keywords: Network Connectivity, Network Topology, Topological Graph Theory, Application

1. Introduction

A network is a complex arrangement that facilitates the exchange of information between multiple computers, referred to as nodes. The computers, referred to as participating nodes, engage in active participation within the communication process, while the topology represents the arrangement of interactions among these nodes [1] [2]. The topology under consideration governs how data is transmitted and received among interconnected nodes [3]. The term "network topology" refers to the configuration and organization of elements within a computer communication system. Consequently, it constitutes a system comprised of multiple interconnected nodes engaged in communication, typically facilitated through the Internet using a designated medium. It enables the exchange of information between these interconnected entities. For a network to operate effectively, each node must be interconnected with other nodes using the appropriate topology. The choice of topology significantly influences the efficiency of device utilization. Selecting the appropriate topology is of utmost importance to ensure the efficient functioning of a network, facilitating seamless transmission and reception of messages. To enhance one's comprehension of a network and its communication processes, it is imperative to acquire a thorough understanding of the underlying topology that serves as the foundation for the entire network. Effective implementation significantly improves the performance of the network and an improved topology facilitates the gradual enhancement of message transmission speed within a network [4] [5]. Enhancing the performance of topology can contribute to the optimization of the message transmission rate within the network. Improving the network infrastructure can effectively reduce communication latency and over the course of an extended timeframe, significant cost savings can be achieved in operations and maintenance. The choice to opt for a suitable topology demonstrates numerous benefits in all aspects. However, the process of diagnosing or identifying a flaw in the topology is straightforward [6]. The effective utilization of network resources can be facilitated by a robust implementation of this topology. The efficient utilization of resources leads to an automatic reduction in operational costs.

2. Topological Graphs & It's Some Terminologies

Topological graphs can have multiple interpretations, serving as visual representations of data in chart format or other forms of data representation. Graphs in topology are mathematical structures that serve as representations of networks composed of interconnected edges and nodes. However, the length of lines and the localization of points/nodes are not of significant importance.

2.1. Vertex degree: The degree of any vertex(v) of a graph G is represented by $de(v)$. It contains all the edges of a topological graph G that are linked with that particular vertex of a topological graph or in other words all the edges which are falling onto that vertex. It is shown in Fig. 2.

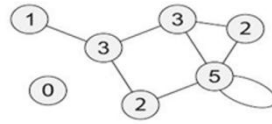


Figure 1. Vertex degree representation

2.2. Closed walk: A walk is considered closed when an individual initiates their movement from the initial node and ultimately returns to the same vertex. This implies that the first and last vertices must be connected, as shown in Figure 3 below.

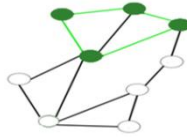


Figure 2. Closed walk (green highlights)

2.3. Open walk: According to the literature, a walk is considered to be open if the initial and final vertices do not form a closed loop or if they are not connected by a line (Deo, 2017). As shown in Figure 4:



Figure 3. Open walk (green highlights)

3. Connectivity & It's Various Attributes

Connectivity is a fundamental and essential concept within the field of topological graph theory. A topological network can be represented by a topological graph that can be classified as either connected or disconnected. In the field of topological graph theory, it is a requirement for a graph to possess at least one path that connects any two points within the same graph for it to be classified as a connected topological graph. Conversely, if a graph lacks such a path, it is referred to as a disconnected topological graph.

3.1. Adherence of the graph can be measured through graph connectivity as a network

3.1.1. Cut Set: In a connected topological graph G , a cut set refers to a set of edges whose removal results in the topological graph becoming disconnected. In other words, if the deletion of a certain number of edges causes the graph to become disconnected, those removed edges are identified as the cut set of the topological graph [8]. A cut set is a set of edges in a graph that, when removed, divides the graph into two separate components. Additionally, the removal of a cut set results in a reduction in the rank of the graph, and in a connected topological graph G , it is a necessary condition for every cut set to contain at least one branch of every spanning tree [9]. A cut set in topological Graph G always includes at least one branch from every spanning tree, regardless of the minimal set of edges.

3.1.2. Edge Connectivity: The parameter $\lambda(G)$ represents the minimum number of edges that, when removed, result in the disconnection of the topological graph G . Consequently, when the edge connectivity parameter $\lambda(G)$ is greater than or equal to k , the topological graph G is classified as k -edge-connected [8]. The vertex with the lowest degree in topological graph G cannot have a degree greater than the edge connectivity of G [10]. Graph G , as

depicted in Figure 5, exhibits the property of being divisible into two distinct components upon the removal of either edge bc or bd. Consequently, it can be inferred that edges bc or bd are classified as bridges.

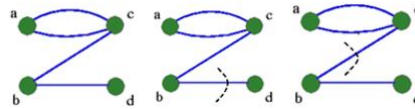


Figure 4. Cut set in topological graph G

3.1.3. Vertex connectivity: The vertex connectivity of a connected topological graph G refers to the minimum number of vertices that must be deleted from the topological graph to disconnect it. The notation $k(G)$ is used to represent this concept and the vertex connectivity of a graph is always less than or equal to the edge connectivity.

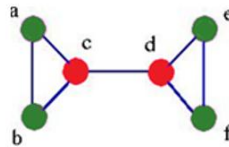


Figure 5. Vertex connectivity in the graph

4. Classification of Networks Based on Network Topologies

4.1. Bus Topology: The physical arrangement comprises multiple hosts that are connected to a bus, serving as the central backbone of the entire topology, as depicted in Figure 7. In this particular topology, when communication is required between computers (hosts) or nodes, the message is broadcasted throughout the entire network. However, only the intended recipient receives and processes the message [11].

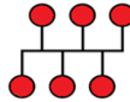


Figure 6. Bus topology

4.2. Star Topology: The system is structured with a central hub or top-level node, commonly referred to as a switch, which functions as the core infrastructure. This hub serves as the central point of connection for all the nodes, computers, and hosts within the system. In this particular topology, it can be observed that there are no direct links between any two nodes, thereby preventing direct traffic flow within the network. The messages transmitted by a single node are initially received by the hub, which subsequently can broadcast these messages to all recipients. Alternatively, if the hub possesses a high level of quality, it may directly transmit the messages to the intended recipients (see Figure 8). The network remains unaffected by failures occurring between the central node and other nodes. Diagnosing the fault becomes simplified. Furthermore, the network exhibits scalability as it allows for the addition of multiple nodes to the central node. The product exhibits favorable performance characteristics and the current configuration proves to be costly in terms of scalability due to the increased requirement for cabling. An additional consideration about this particular configuration is the constrained quantity of central hubs. Excessive cabling can exert significant strain on the central node.



Figure 7. Star topology

4.3. Ring Topology: This configuration exhibits nodes that are unequivocally connected to two other nodes, or in topological graph terminology, each node possesses a degree of 2. Fig. 9. The aforementioned arrangement establishes a point-to-point (P2P) connection between the two additional nodes [12] [13]. The transmission of messages in this topology occurs from a source node to a sink node, passing through intermediate nodes. In a ring topology, messages are transmitted using two methods: unidirectional and bi-directional. Unidirectional transmission involves sending messages in one direction along the ring, while bi-directional transmission allows for messages to be sent in both directions using the two cables in the ring.

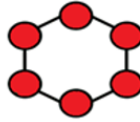


Figure 8. Ring topology

In the current topology, the addition of supplementary workstations can be executed without any discernible impact on the network's performance. The installation and expansion processes are straightforward. In this particular configuration, data is transmitted at a significantly high velocity within small-scale networks. Managing it is a straightforward task. If any of the nodes becomes deactivated, it has a consequential impact on the entire network. For communication to occur across this network, all nodes must be accessible. The cost of the system is high, and there is a significant delay in data transmission between two network nodes.

4.4. Mesh Topology: The topology under consideration exhibits point-to-point connections between the remaining nodes. In a network, the ability to establish connections with multiple nodes allows for the reception of messages from a source node to a destination node through various pathways. The utilization of multiple nodes in a network configuration, such as the one depicted in Figure 10, serves to mitigate the risk of a single-point failure, which is a common vulnerability associated with Mesh topology [14] [12] [13] [15]. The identification of faults can be readily diagnosed. The source node determines the optimal pathway for transmitting data to the recipient nodes. The expenses associated with the establishment of such networks are substantial. Another drawback of this network is the requirement for each node to perform routing algorithm computation. This network is cost-prohibitive unless it is implemented for a small-scale network.



Figure 9. Mesh topology

4.5. Tree Topology: The tree topology is a hybrid network configuration that combines the characteristics of both bus topology and star topology. This refers to a hierarchical network structure where each computer is interconnected with every other computer within the organization. The tree topology designates the highest node as the root node, while all subsequent nodes are considered its offspring, and each star is connected to a bus. In the context of data transmission between two nodes, it is important to note that there exists a singular path for such transmission, as indicated by the reference [13] [15]. Consequently, a hierarchical relationship between parents and children is established.

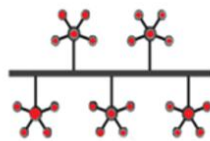


Figure 10. Tree topology

4.6. Hybrid Topology: A hybrid network is designed and implemented by the specific requirements of the enterprise. The development of a hybrid network can be achieved by effectively utilizing the available resources and aligning

them with the specific requirements of the organization [16]. Several network topologies, such as mesh topology, bus topology, and ring topology, can be integrated to form a hybrid topology. The usage and selection of a network are influenced by various factors, including its installations and requirements, such as the desired network performance, the number of computers involved, and their respective locations. Figure 12 illustrates the hybrid topology structure, which integrates multiple topologies.

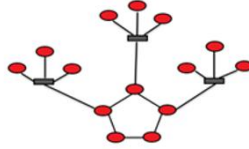


Figure 11. Hybrid topology

Nevertheless, the implementation of this approach necessitates a sophisticated framework and the utilization of various technologies [17]. Moreover, this approach offers the advantage of enhanced flexibility, as it has the potential to enhance fault tolerance and facilitate the seamless addition or removal of various fundamental topologies. This topology fails to acknowledge the limitations of the different connected topologies, instead focusing solely on the merits of specific topologies. A hybrid network refers to a network architecture that has been designed to facilitate the seamless integration of new hardware components, such as the incorporation of supplementary concentration points. By incorporating supplementary components, it is feasible to expand the scale of the network without causing any disruption to the current framework. One of the primary benefits of hybrid topology is its inherent flexibility. In addition to numerous other benefits, these systems offer advanced equipment, robust signal strength, efficient throughput, and effective data communication capabilities. The technology possesses the capability to efficiently transmit data across multiple networks.

5. Application of Topological Graph Theory in Computer Science

Topological graph theory plays a crucial and increasingly prominent role in the domain of computer science. Many products and programs utilize graphs to simplify their construction and testing processes. The significance of this concept lies in its ability to represent the flow of control and data within a program through coordinated graphs. Topological graph theory is also employed in the design of microchips, hardware systems, scheduling problems in operating systems, file management in database management systems, and data flow control between networks. The theory of graphs has significantly contributed to the development of graph-based algorithms within the field of computer science[18]. These algorithms are employed in providing solutions for a wide range of computer science applications.

5.1. Network System: The field of networking extensively utilizes topological graph theory and to analyze the application of Topological graph theory in networking, two main approaches are typically considered: the utilization of graph-based representations and the application of network theory. Topological graph based representation offers several advantages, such as providing diverse perspectives, simplifying complex issues, and offering more precise definitions. Network theory offers numerous tools for studying graphs and applying network analysis techniques using graph representations. The terms "graph" and "network" can be considered synonymous both concepts refer to a particular framework in which there are vertices (such as hubs or specks) and edges (such as joins or lines). There exist diverse types of graphs and networks that exhibit a wide range of structural characteristics[8]. These two terms can be distinguished based on their respective utility. In the field of mathematics, the term "graph" is employed, whereas in the field of material science, the term "network" is utilized.

5.2. Data Structure: Data can be organized in multiple ways and the formal or mathematical representation of a particular organization of data is referred to as a "data structure". The choice of a data model is contingent upon two considerations: it must possess a sufficient level of complexity in its structure to accurately represent the inherent relationships between data in the real world. The structure should be sufficiently elementary to enable effective data processing when necessary. The graph theoretical concepts effectively address these contemplations. The discretionary association between data can also be represented by a graph and its lattice. Operations conducted on these measurements are additionally beneficial for deducing relationships and data affiliation [19]. This is valuable for comprehending how this data may be stored in memory.

5.3. Communication Network: Topological graph theoretical concepts are employed in various computer applications such as data mining, image segmentation, clustering, image recognition, networking, and so forth. The application of topological graph theory can be employed to represent and analyze communication networks. A communications network refers to a collection of terminals, connections, and hubs that facilitate telecommunications between the users of these terminals. Each terminal within the network must possess a unique location in order to ensure that messages or connections are appropriately directed to their intended recipients. The collection of addresses within a network is commonly referred to as the location space. Every communication network consists of three essential components: terminals (the points where the network begins and ends), processors (which facilitate data transmission control functions), and transmission channels (which facilitate the transmission of data). The communication network intends to facilitate the transmission of data bundles among various devices such as computers, phones, processors, and other gadgets. The term "parcel" refers to a specific quantity of data, typically consisting of either 256 bytes or 4096 bytes. The parcels undergo transmission from the source to the destination through various switches. Communication networks can be analyzed using various mathematical structures, which also enable us to study different representations based on congestion, switch size, and switch count. Graphs play a crucial role in the representation of communication networks. In the context of graphs, vertices typically represent terminals or processors, while edges represent transmission channels such as wires or filaments[20]. The pathway through which data is transmitted. In this manner, a data bundle traverses the network from an information terminal, through a network of switches connected by coordinated edges, to an output terminal.

5.4. Graph Coloring: Topological graph coloring is a widely employed technique in various areas of computer science, including data mining, image segmentation, clustering, image recognition, and networking. For instance, a tree can be represented as a data structure consisting of vertices and edges. Additionally, the visualization of network typologies can be achieved through the application of topological graph theory principles. The concept of graph coloring is also employed in asset allocation and booking, serving as a crucial idea in this context. Similarly, in the field of topological graph theory, methods such as paths, walks, and circuits find extensive applications in various domains including the traveling salesperson problem, concepts related to database structures, and resource networking. This phenomenon stimulates the development of novel algorithms and hypotheses that can be effectively employed in extensive applications. The concept of graph coloring holds great significance in the field of topological graph theory and finds extensive application in various ongoing computer science endeavors. The proper coloring of a graph refers to the assignment of colors to its vertices and edges in a manner that minimizes the number of colors used, while ensuring that no two vertices share the same color. The fundamental quantity denoting the number of colors required to properly color a graph is referred to as the chromatic number, while the graph itself is appropriately termed a shaded graph. The problem of vertex coloring is widely acknowledged as one of the most prominent issues in graph coloring. The problem at hand involves finding a solution for coloring the vertices of a graph using a given set of m colors, such that no two adjacent vertices are assigned the same color. Other graph coloring problems, such as edge coloring (where no vertex is incident to two edges of the same color) and face coloring (also known as geographical map coloring), can be transformed into vertex coloring[21]. The chromatic number of a graph, denoted as the minimum number of colors required to color its vertices such that no adjacent vertices share the same color, is a fundamental concept in topological graph theory.

The graph coloring problem possesses a vast array of applications, such as the creation of schedules or timetables. For instance, consider the scenario where people are tasked with generating an examination schedule for a college. A comprehensive range of subjects was listed, and students were enrolled in each subject. Many academic disciplines often have a consistent enrollment of students, including those from the same cohort as well as additional students. The mobile radio frequency allocation task requires that when assigning frequencies to towers, each tower within a given area must be assigned a unique frequency[22]. How can frequencies be allocated in accordance with this specific requirement? What is the minimum number of frequencies needed as a foundation? This problem can also be classified as a graph coloring problem, where each tower represents a vertex and an edge between two towers signifies that they are within range of each other.

Sudoku can be classified as a type of graph coloring problem, in which each cell represents a vertex. An edge exists between two vertices if and only if they are located on the same line, segment, or square. The register allocation phase in compiler optimization involves the assignment of a significant number of target program variables to a limited number of CPU registers. This matter can also be classified as a graph coloring problem. Bipartite graphs can determine the bipartitions of a graph by assigning two distinct colors to its vertices[23]. If a given graph has the property of being 2-shading capable, then it can be classified as bipartite, otherwise it cannot. The task at hand involves the process of assigning distinct colors to geographical maps of nations or states, with the

constraint that no two adjacent urban areas can be assigned the same color. A set of four colors is sufficient for shading any diagram.

5.5. Operating system: A topological graph can be defined as a data structure that consists of a finite collection of sets, referred to as edges and vertices, which are organized in a specific manner. The field of operating systems benefits from the use of topological graph to address various pragmatic issues, such as job planning and resource allocation problems. The concept of topological graph coloring can be utilized in the context of job scheduling problems involving CPUs[24]. Each job is represented as a vertex in the graph, and an edge is established between two jobs that cannot be executed simultaneously. Furthermore, a one-to-one correspondence exists between feasible graph colorings and valid job schedules.

5.6. Image Processing: Image analysis is the process through which information is extracted from images and the analysis of images is primarily conducted using advanced techniques in the field of digital image processing. The utilization of a graph theoretic methodology has the potential to enhance the performance of image processing techniques. Graphs have various applications in the field of image processing, particularly in the identification of edge boundaries through the utilization of graph search algorithms within the process of segmentation [25] [26]. In order to determine the arrangement of the image and identify its mathematical limitations, one can employ the concept of entropy through the utilization of a least spreading over tree approach.

5.7. Software Engineering: The utilization of topological graphs in software engineering is extensive and wide-ranging. In certain circumstances, data flow charts are employed to represent changes through vertices and data flows through edges. During the configuration stage, a graphical plan is employed to depict the relationships among modules. In contrast, during testing, the control flow of a program is analyzed using McCabe's complexity measure, which utilizes directed graphs to address the sequencing of executed instructions, among other factors. Software process management also encompasses the utilization of network diagrams, which involves the application of graph algorithms[18].

5.8. Data Base Designing: Topological graph databases are commonly employed in database planning for the purpose of graph representation. The utilization of graph database involves the representation and storage of data through the use of nodes, edges, and properties in a graphical format. The topological graph structure plays a crucial role in database planning as it enables efficient execution processes by leveraging various functionalities and properties inherent to graph structures. A topological graph database serves as a storage framework that offers proximity without the need for records[27]. Topological graph databases are often more efficient for collaborative datasets that directly align with the architecture of object-oriented applications.

5.9. Website Designing: The process of website planning can be visualized through the use of a graph, wherein the individual web pages are represented as vertices, and the hyperlinks connecting them are represented as edges within the graph. The concept being referred to is commonly recognized as the web graph. Which data is found to be intriguing? Graphs also find application in web communities. In the context of vertex communication, each vertex corresponds to a distinct class of objects, with each vertex exclusively associated with one class[28]. Moreover, for every vertex representing a particular class of articles, there exists a connection to other vertices representing different classes of objects[29]. The topological graph described in the context of topological graph theory is commonly referred to as a total bipartite graph. There are several advantages associated with the utilization of graph representation in website development, such as enhanced search functionality and enhanced community discovery.

6. Topological Graph Theory Practical Applications in the Computer Science

6.1. Uses of topological graph theory in Algorithms

Algorithms are of utmost importance in the domain of computer science as they significantly contribute to the development and enhancement of software programs. In order to guarantee the absence of errors in their programs, software developers commonly adopt a practice of thoroughly designing their programs prior to commencing the development process. The utilization of topological graph theory greatly enhances the process of algorithm design[30]. topological graph-based algorithms have been employed to address a diverse range of practical problems. The mentioned algorithms encompass various aspects, such as: (1) the utilization of Depth First Search (DFS) and Breadth First Search (BFS) in the data structure to locate a node in a directed or undirected graph; (2) the algorithm for determining the Minimum Spanning Tree (MST); (3) algorithms designed to identify the shortest path within a network; (4) the algorithm for determining graph planarity; and (5) algorithms developed to

visualize data transfer in intricate applications[31]. Topological graph theory topics can be effectively explored and analyzed through the utilization of various computer programming languages. The subsequent enumeration comprises a selection of programming languages specifically designed for graph manipulation and analysis.

- GIRL (Graph Information Retrieval Language)
- GASP (Graph Algorithm Software package)
- GTPL (Graph Theoretic Programming Language)

6.2. Group Special Mobile Networks and Maps Coloring using Graphs

The GSM (Group Special Mobile) network is a cellular network that provides coverage within a specific geographic area. The utilization of hexagonal cells of diverse dimensions is employed for the purpose of partitioning a given geographical area. Every individual unit is equipped with its own dedicated communication tower. A communication tower serves the purpose of establishing a connection between a particular cell and the GSM network. The GSM network, in turn, facilitates the connection of mobile phones by scanning for nearby cells in the surrounding area. GSM networks employ four discrete frequency bands to facilitate their services. The cells can be colored using a four-color graph. One potential method for partitioning each GSM network into four unique frequencies is by employing a vertex coloring technique. In addition, it facilitates frequency adjustment by incorporating user preferences.

6.3. Uses of Graph Algorithms/Concepts in Network Security Monitoring

The application of GT principles in network security allows for the modeling of real-time and offline network threats. Consider a graph G with n nodes, where the objective is to identify a node with a maximum size of k . The concept of identifying a minimal vertex cover entails selecting a subset of nodes and edges in a graph that can serve as routing servers, facilitating connections between other routing servers. If the aforementioned scenario does not occur, it becomes necessary to formulate a solution for worm circulation and establish a network security plan to mitigate the risks associated with it[32]. Graph G is considered to cover another graph G if each vertex in the former graph G is present on at least one of the edges in the latter graph G .

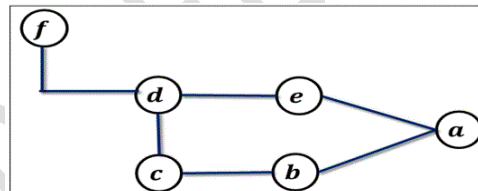


Figure 12. Vertex set $V = \{b, d, e\}$ covers all nodes in graph G

6.4. Services Connectivity Analysis Using Graphs

Various services can be depicted as nodes within a graph, with edges serving as connections between them and this can be employed to exemplify an algorithm. The algorithm is executed utilizing the aforementioned services and the computer system S has the capability to execute any algorithm A . If A is a subgraph of computer system S , then A can be considered an isomorphic algorithm or service [33]. The computer system denoted as S exhibits a direct correspondence with the nodes of algorithm or service A . All additional services are interconnected and dependent on the algorithmic and service-based framework denoted as S , which, in turn, necessitates the utilization of the services offered by computer system S and consequently, the inclusion of A into S may be considered[34].

6.5. Representing/Modelling Wireless Sensor Network as a Graph

A wireless sensor network (WSN) finds utility in diverse domains, encompassing military applications and the monitoring of mobile entities. The Voronoi graph is a distinctive type of graph that employs distance-based decomposition to identify distinct sets of objects within a given metric space. In the construction of a Voronoi graph within a two-dimensional plane, polygons are utilized to represent distinct nodes functioning as sensors[35]. The edges of these polygons are interpreted as the respective sensing ranges of each sensor. The Wireless Sensor Network (WSN) is represented as a Voronoi graph in the provided diagram[36]. The sensor locations are denoted by

the letters a-p, while the coverage areas are represented by cells[37]. Topological graph can be used to accurately predict the placement of sensors and the level of coverage they provide for a given area of interest (AOI).

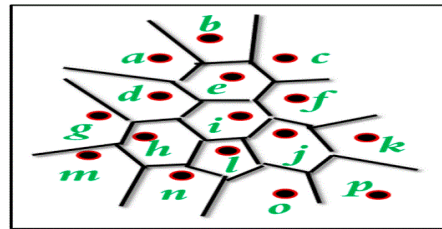


Figure 13. Pictorial overview of a wireless sensor network (WSN) in a topological graph form

7. Future Remark

The increasing prevalence of social networking platforms such as Facebook and Twitter can be attributed to advancements in information and communication technology (ICT). The utilization of social media (SN) for information exchange and communication is becoming more prevalent among adolescents. The social network (SN) is also utilized by businesses and service providers for various purposes, such as endorsing new brands and conducting marketing activities. Analytics organizations heavily depend on user data from social networking platforms to conduct analysis on various aspects such as social trends, user perceptions of new brands, intent identification, sentiment evaluation, and personality characterization. Numerous scholarly investigations extensively examine the principles, applications, usage, and technical advancements pertaining to SN[34]. If U and V represent collections of users or entities within a social networking system (SNS), and their interconnections are visualized through a graph $G(U, V)$, the SNS can be characterized as a network comprising numerous nodes and edges. The foundation of the connection could be attributed to a relationship formed on Facebook, involving individuals who may be friends, romantic partners, family members, or siblings.

8. Conclusion

Both computer science and social networks utilize concepts from topological graph theory. The examination of topological graph characteristics and the identification of the optimal amalgamation of graphs in consideration of the prevailing circumstances will prove advantageous to a diverse array of scholars. Novice researchers can derive advantages from a comprehensively depicted synopsis of Grounded Theory's potential applications in the fields of Computer Science and Social Networks. Such an overview can facilitate their comprehension of the underlying concepts and present-day utilization of this methodology[38]. The examination of theoretical principles pertaining to visual elements across various domains of computer utilization necessitates the application of scientific design thinking. Analysts possess the ability to elucidate the significance of topological graph theory and its utilization in the realm of computer science, alongside expounding upon their personal research pursuits[39]. In order to enhance their comprehension of topological graph theory and its interrelation with various computer science disciplines, including operating systems, networks, databases, software engineering, biology, chemistry, operations research, and digital image processing, computer science students seek to delve deeper into this subject matter.

References

- [1] Rumanov, Aleksandr Yu.,(2019), Development of routing algorithms in network on chip based on ring circulant topologies, Heliyon, Volume 5, Issue 4, e01516, ISSN 2405-8440, <https://doi.org/10.1016/j>
- [2] Gupta, A.K. and Daily, W.J.(2006), Topology optimization of interconnection networks, IEEE Computer Architecture Letters,5(1).
- [3] Matthias Wählisch(2010), Modeling the Network Topology, In: Modeling and Tools for Network Simulation, (Klaus Wehrle, Mesut Günes, James Gross Ed.), pp. 471--486, Heidelberg: Springer.
- [4] Newman, M. (2018). Networks. Oxford university press.

- [5] Barabási, A-L Networks Science (Cambridge Uni. Press, Cambridge, 2016).
- [6] Hai, Zheng Hai and Guoqing, Zhang(2002), "\"Research on physical network topology discovery algorithm [J]\"", computer research and development, no. 03, pp. 264-268.
- [7] Deo, N. (2017). Graph theory with applications to engineering and computer science. Courier Dover Publications.
- [8] Breitbart, Y., Garofalakis, M., Martin, C., Rastogi, R., Seshadri, S., & Silberschatz, A. (2000, March). Topology discovery in heterogeneous IP networks. In Proceedings IEEE INFOCOM 2000. Conference on Computer Communications. Nineteenth Annual Joint Conference of the IEEE Computer and Communications Societies (Cat. No. 00CH37064) (Vol. 1, pp. 265-274). IEEE.
- [9] Liu, Yunhuai, Zhang, Qian , and Lionel M. Ni(2010), "Opportunity Based Topology Control in Wireless Sensor Network" IEEE Transactions on parallel and distributed systems, VOL.21, NO. 3, <http://dx.doi.org/10.1109/TPDS.2009.57>
- [10] Mingbing, Tang(2016), Design and implementation of network management system based on SNMP., Jilin University.
- [11] Pandya, Kartik(July 2013), "Network Structure or Topology", International journal of Advance Research in Computer Science and Management Studies/ volume 1, Issue 2.
- [12] Bisht, N., & Singh, S. (2015). Analytical study of different network topologies. International Research Journal of Engineering and Technology (IRJET), 2(01), 88-90.
- [13] Uysal, O., & Mısırlı, Z. A. (2009). Physical topologies in computer networks. Recent Advances in Applied Mathematics and Computational and Information Sciences, 2, 377-381.
- [14] Santra, S., & Acharjya, P. P. (2013). A study and analysis on computer network topology for data communication. International Journal of Emerging Technology and Advanced Engineering, 3(1), 522-525.
- [15] Lim, F. P. (2016). A review-analysis of network topologies for microenterprises. Small, 3, 15-000.
- [16] Aristarkus, Datukun Kalamba, Palaniappan, Sellappan&Purnshatman, Tatchanaamoorti(2017), Hybrid Topology Design for Improving Network Performance, Global Journal of Computer Science and Technology: E Network, Web & Security Type: Double Blind Peer Reviewed International Research Journal Publisher: Global Journals Inc. (USA) Online ISSN: 0975-4172 & Print ISSN: 0975-4350, Volume 17 Issue 3 Version 1.0.
- [17] Dehmamy, N., Milanlouei, S., & Barabási, A. L. (2018). A structural transition in physical networks. Nature, 563(7733), 676-680.
- [18] Chung, F. R., & Lu, L. (2006). Complex graphs and networks (No. 107). American Mathematical Soc..
- [19] Gobjuka, H., & Breitbart, Y. J. (2010). Ethernet topology discovery for networks with incomplete information. IEEE/ACM Transactions on Networking, 18(4), 1220-1233.
- [20] Al-Omari, S. A. K., & Sumari, P. (2010). An overview of mobile ad hoc networks for the existing protocols and applications. arXiv preprint arXiv:1003.3565.
- [21] Ahmat, K. (2009). Graph Theory and Optimization Problems for Very Large Networks. arXiv preprint arXiv:0907.3099.
- [22] Ahmat, K. (2009). Ethernet topology discovery: A survey. arXiv preprint arXiv:0907.3095.
- [23] Oliveira, L. B., Wong, H. C., Loureiro, A. A., & Dahab, R. (2007). On the design of secure protocols for hierarchical sensor networks. International Journal of Security and Networks, 2(3-4), 216-227.
- [24] Sumathy, S., & Kumar, B. U. (2010). Secure key exchange and encryption mechanism for group communication in wireless ad hoc networks. arXiv preprint arXiv:1003.3564.
- [25] Van Steen, M. (2010). Graph theory and complex networks. An introduction, 144, 1-287.

- [26] Lee, P. P., Misra, V., & Rubenstein, D. (2007). Distributed algorithms for secure multipath routing in attack-resistant networks. *IEEE/ACM Transactions on Networking*, 15(6), 1490-1501.
- [27] Donnet, B., & Friedman, T. (2007). Internet topology discovery: a survey. *IEEE Communications Surveys & Tutorials*, 9(4), 56-69.
- [28] Shirinivas, S. G., Vetrivel, S., & Elango, N. M. (2010). Applications of graph theory in computer science an overview. *International journal of engineering science and technology*, 2(9), 4610-4621.
- [29] Breitbart, Y., Dragan, F., & Gobjuka, H. (2004, October). Effective network monitoring. In *Proceedings. 13th International Conference on Computer Communications and Networks (IEEE Cat. No. 04EX969)* (pp. 394-399). IEEE.
- [30] Sonawane, S. S., & Kulkarni, P. A. (2014). Graph based representation and analysis of text document: A survey of techniques. *International Journal of Computer Applications*, 96(19).
- [31] Li, P., Yu, J., Liu, J., Zhou, D., & Cao, B. (2020). Generating weighted social networks using multigraph. *Physica A: Statistical Mechanics and its Applications*, 539, 122894.
- [32] Sahu, S., Mhedhbi, A., Salihoglu, S., Lin, J., & Özsu, M. T. (2017). The ubiquity of large graphs and surprising challenges of graph processing. *Proceedings of the VLDB Endowment*, 11(4), 420-431.
- [33] Can, U., & Alatas, B. (2019). A new direction in social network analysis: Online social network analysis problems and applications. *Physica A: Statistical Mechanics and its Applications*, 535, 122372.
- [34] Singh, R. P. (2014). Application of graph theory in computer science and engineering. *International Journal of Computer Applications*, 104(1).
- [35] Tosuni, B. (2015). Graph theory in computer science—an overview. *International Journal of Academic Research and Reflection*, 3(4), 55-62.
- [36] Kumar Bisen, S. (2017). Application of Graph Theory in Transportation Networks. *International Journal of Scientific Research and Management (IJSRM)*, 5(7), 6197-6201.
- [37] Bhandari, N., & Sharma, A. (2017). Graph Theory and its Applications in Diverse Domain: A Survey Paper. *International Journal of Contemporary Technology and Management*, 6(7), 1-6.
- [38] Sadavare, A. B., & Kulkarni, R. V. (2012). A review of application of graph theory for network. *International Journal of Computer Science and Information Technologies*, 3(6), 5296-5300.
- [39] Sarma, S. V. M. (2012). Applications of graph theory in human life. *International Journal of Computer Application*, 1(2), 21-30.