

Performance Evaluation of Tractor Mounted Axial Flow Mist Blower Sprayer

ABSTRACT

The performance evaluation between existing blowers B, C and developed blower A was conducted at Pimpalgaon (Basawant) Dist - Nasik. The blower A gave resulted more higher velocity, discharge at 2260 rpm. Blower and efficiency was maximum at 2260 rpm and the Corresponding values were 31.62 m/sec, 1.79 m³/sec and efficiency 22.75 per cent, respectively. The whereas power required to run the blower was 7.32 kW for which 18 hp tractor can could be used to operate it in the field. This blower A is suitable for spraying grape and pomegranate crops. The maximum blower efficiency was observed in developed blower 'A' compared to blower 'B' was 22.58 per cent and that of 'blower C was' 17.65 per cent. Laboratory studies revealed that the blower 'A' having low efficiency 22.75% leading to develop the blower with more efficiency. Field performance studies of developed blower 'A' indicated that proper spray deposition and penetration could be obtained at travel speed of 3 kmph and system pressure of 15 bars. The laboratory studies revealed that blower of type A is suitable for grape vineyard and pomegranate orchard. The blower A should be operated at rotational speed of 2260 rpm at system pressure of 15 N/m² with tractor forward speed of 3 kmph for both the crops for better field performance.

(**Keywords:** Axial flow, tractor mounted mist blower sprayer, Impeller, Input power, blower efficiency)

INTRODUCTION

Spraying is the one of the most important operations in plant and crop protection from the point of view of so as to control pests and diseases control. There are mainly two methods viz., conventional method of spraying and air carrier spraying are being adopted generally. The conventional methods of spraying in orchard and tree crop involve

low initial cost but having serious drawbacks as requirement of larger volume of water required per tree and also consumption of more great amount of time and labour is required in addition to that, loss of more than 50% of the spray fluid is lost by drips, which resulted

Formatted: Space After: 0 pt, Border: Bottom: (Single solid line, Auto, 0.5 pt Line width)

into environmental hazards ~~occur due to high application rate~~, difficulty in spray cannot penetrate through foliage and backside of the leaves, which generally harbors most of the pest remains unsprayed. The projected growth in ~~the world's~~ population ~~is to~~ nine billion by 2050 adds an extra challenge for food security (Anon., 2013). Globally India ranks second in terms of fruit production ~~in the world~~ after China. During 2011-12, India produced 76.42 million tonnes of fruits from a cultivated ~~n~~ area ~~under cultivation~~ of 6.70 million hectares ~~ha~~ [Anon., 2011-12a]. Punjab is primarily an agrarian state and significantly contributes ~~a major part~~ to country's GDP. A total of 0.71 lakh hectares area was under fruits during ~~the year~~ 2011-12 of which kinnow, orange, malta, citrus, guava, Indian gooseberry, pear, mango and grapes were the main fruits grown in Punjab. Punjab is third largest state in terms of production of kinnow (14.20 lakh tonnes) ~~in the country~~ and accounts for 12.1% of ~~the~~ total production ~~in India~~ in the country ~~with a total production under these fruits being 14.20 lakh tonnes for the year~~ (Anon., 2011-12b). With the growing demand for fruits in ~~the~~ processing industries and also increased per capita consumption in ~~the state~~ Punjab, more production is required. The pest and diseases can be a hindrance to the productivity of ~~the~~ fruit trees. Hence, effective spraying is necessary to reduce the effect of pests and diseases. Presently, most farmers are using foot operated sprayer and knapsack sprayers in ~~the~~ orchards. Labour requirement of these sprayers is large and involve human drudgery and have ~~as~~ lower field capacity and the effective spraying also depends upon ~~the~~ skill and method of spraying. To overcome the human factor in spraying and increase field capacity, air assisted orchard sprayer may be the best option. Three different spraying systems namely, tractor operated aero blast sprayer, power knapsack sprayer and manually operated rocker sprayer were evaluated in a mango orchard. The tractor operated aero blast sprayer was found to produce smallest droplet size (254 μ) with better penetration of spray droplets into the canopy, highest field capacity (1.54 ha/h) with lowest man-power requirement (1.95 man-h/ha) (Saha *et al.*, 2004).

An air carrier sprayer equipped with an axial flow blower-RK was tested at three levels of pressure (5, 10, 15 bar) and three levels of travel speed (2, 3 and 4 kmph) to determine its distribution pattern for effective spraying in the orange orchard. The authors reported that, for effective spraying, tractor travel speed of 2 kmph and system pressure of 15 bars (Tekale *et al.*, 2007) were found to be optimum. An aero blast sprayer was tested at research farm of UAS Raichur and AAI Allahabad and found that the sprayer had field capacity of 1.32 to 2.17 ha/h but

Comment [SP1]: Latest data may be provided

found ~~that it to have~~ higher drift (Anon., 2008). A tractor mounted air-assisted sprayer was developed and evaluated in a field of cotton at three different forward speeds (0.5, 2.5 and 4.0 km/h). At a forward speed of 4.0 km/h, better uniformity coefficient (1.69) was observed and the area covered by droplets on the underside of top, middle and bottomleaves were 1.11, 0.93 and 0.44 % ~~was obtained~~ for the airassisted sprayer (Singh *et al.*, 2010). Sufficient velocity and pressure are needed to cause movement of leaves for under leaf deposition and allow droplets to penetrate in the inner part of the canopy (Bode *et al.*, 2007; Salyaniet *al.*, 2013).

Air carrier sprayer provides good coverage and consuming very less water time and labour, hence it is suitable for spraying in grape and pomegranate orchards. The sprayer which uses air as a carrier for spraying chemicals. It employs the blower PTOand deliver an air blast of sufficient discharge and velocity. Spray fluid is introduced into this air blast in the form of fine droplets. In air carrier system, centrifugal and axial flow blowers are used. Centrifugal blowers are suitable for small-lesser height plants and axial blower is suitable for larger height plants. The project was undertaken at ASPEE Research Institute, Mumbai. Therefore, in this study an air assisted sprayer was selected to evaluate its performance in the field.

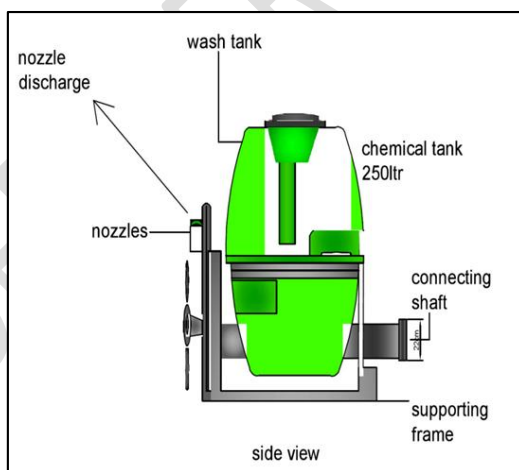


Plate 1. Components of air assisted sprayer



Plate 2.A view of developed axial flower blower

MATERIAL AND METHODS

An air assisted sprayer is of trail type, attached with tractor drawbar and operated by tractor power take off (PTO) as shown in Plate2. The sprayer consists of a tank of 200 litre capacity, 10 nozzles, diaphragm pump, direction control lever, pressure relief valve and a blower. They are provided with re-are double head cum drip cum nozzle of diameter 1.2 mm on each side of the blower. There is a provision to operate either or both sides of the sprayer nozzles with the direction control lever. A pressure relief valve is provided to operate the sprayer at desired pressure according to the field conditions and blower helps to atomize the particles. The air assisted sprayer employs a blower to produce air stream of sufficient discharge and velocity to carry the spray droplets at the outlet. Specifications of the sprayer are given in (Table 1). Field-testing was carried out to determine the distribution pattern of the sprayer based on droplet density and volume of spray deposition on Grape and Pomegranate orchard at the determined speed of operation. Before operating the sprayer in the orchard, a study was conducted at Pimpalgaon (Basawant) Dist- Nasik. The sprayer was operated at 2030, 2094, 2130, 2160, 2230, 2260, 2350, 2330, 2360, 2450, 2460 and 2490 engine rpm, at three different levels of pressures i.e. minimum, middle and maximum for each nozzle type and corresponding parameters were recorded. The sprayer was evaluated on the basis of swath width and maximum spray height of the fruit tree in the orchard. Based upon the evaluation the sprayer at different engine rpm and pressure, the sprayer was evaluated on the basis of swath width and maximum spray height of the fruit tree in the orchard.

During the field evaluation ~~was carried out~~ at Pimpalgaon (Basawant) Dist- Nasik. The spacing for grape and pomegranate was ~~maintained at~~ (1.5 x 3) m and (4.0 x 4.0) m. Experiment was conducted for an area of 0.4 ha and 1 ha for grape and pomegranate, respectively with an engine rpm of 2260 and pressure of 15 N/m².

Three replications were taken in the field for each orchard at ~~varying different level~~ pressure and ~~at different~~ rpm. Parameters like swath width, height of spray, discharge, speed and fuel consumption were recorded ~~for a particular in an~~ orchard. VMD, NMD, uniformity coefficient, droplet density was also calculated. For spray deposition, three rows were randomly selected in the orchard and water sensitive paper strips of size (7.5 x 2.5) cm were placed on the selected trees and divided into three portions viz. top, middle and lower canopy. The number of droplets was noted under each classified range of intervals of 50 microns up to 500 microns. Using the number of droplets and diameter of ~~the~~ droplet in the particular size range, graphs ~~were~~ plotted between actual diameter and cumulative percentage of volume. The droplet size at which cumulative percentage of volume contributed ~~to reached~~ 50 percent was taken as ~~the~~ Volume Median Diameter (VMD) of the sprayed particles. ~~Then from~~ From the graph of cumulative percentage, number of droplets and actual droplet size, the droplet size at which cumulative percentage number of droplets reached 50 percent was taken as the Number Median Diameter (NMD) of ~~the~~ sprayed particles. Uniformity coefficient (UC) was calculated by dividing VMD by NMD. Droplet density was obtained by dividing ~~number of~~ droplets per unit square cm (Singh *et al.*, 2010).

Constructional details of tractor mounted axial flow mist blower

The performance of tractor mounted air carrier sprayer was evaluated in the grape and pomegranate fields.

The sprayer consists of the following components

1. Axial blower
2. Frame for mounting blower
3. Distributor
4. Nozzles
5. Pesticide tank

Formatted: Indent: First line: 0.5", Tab stops: 0.5", Left

6. Strainers
7. Power transmission units
8. Hydraulic pump

The detailed specifications of existing air assisted sprayer and developed air assisted axial flow mist blower are given in Table 1. The sprayer's overall view is shown-illustrated in Plate no.1. The detailed components of air assisted sprayer are given in Plate 2 and specification of a developed air assisted orchard sprayer are-is given in Table 2.

Table 1. Specification of a developed air assisted orchard sprayer

| Particulars | Description |
|------------------|--|
| Tank capacity, l | 1000 |
| Power source | Tractor PTO |
| No. of nozzles | 10 |
| Types of nozzles | Double head cum drip cum nozzle of diameter 1.2 mm |
| Pump type | Diaphragm |

Table 2. Comparison of existing and developed axial flow mist blower A, B & C

| Sr.No. | Specification axial flow mist blower | A (Developed) | B (Existing) | C (Existing) |
|--------|--|---------------|--------------|--------------|
| 1 | Blade profile | Axial | Axial | Axial |
| 2 | Number of blades | 9 | 9 | 9 |
| 3 | Diameter of tip, mm | 600 | 590 | 600 |
| 4 | Hub diameter, mm | 280 | 240 | 310 |
| 5 | Boss ratio | 0.47 | 0.40 | 0.47 |
| 6 | Chord length, mm | 174.4 | 100 | 110 |
| 7 | Material of blade | Nylon | Nylon | Nylon |
| 8 | Material of hub | Aluminum | Aluminum | Aluminum |
| 9 | Casing diameter, mm | 700 | 660 | 660 |
| 10 | Spacing between two blades at hub (mm) | 30 | 40 | 55 |
| 11 | Spacing between two blades at tip (mm) | 210 | 192.5 | 200 |
| 12 | Total weight of impeller, kg | 6.20 | 5.27 | 5.70 |

| | | | | |
|----|----------------|-----|-------|-------|
| 13 | Gear box ratio | 1.5 | 1:4.5 | 1:4.5 |
|----|----------------|-----|-------|-------|



Plate 3. Field evaluation of axial flow blower with air assisted orchard sprayer(Pomegranate orchard)



Plate 4. Field evaluation of axial flow blower with air assisted orchard sprayer (Grapevineyard)

RESULT AND DISCUSSION

Field performance of sprayer

Field trials were carried out for the evaluation of volume deposition and droplet distribution for tractor mounted air assisted spraying system. Split plot design with nine treatments each with three replications were made to conduct the field

~~trail~~experiments. Performance of developed blower at different speed of operation (RPM) ~~as is~~ presented in ~~T~~table ~~no.~~3.

The field evaluation was carried out for grape and pomegranate orchard. During evaluation, the average temperature was found to be 22.5 C ~~and with~~ a wind velocity of 1.0 km/h. The average height of grape and pomegranate orchard was recorded between 2.3 ~~and~~ 2.5 m. The canopy of the tree was around 7.0 ~~meter~~ and the branches were hanging, so nozzles along the periphery blower of both sides were opened. Based upon the preliminary evaluation of ~~the~~ sprayer, ~~it was the sprayer was~~ operated at an engine rpm of 2260 and pressure of 15 N/m², so that spray may reach the maximum height of grape and pomegranate orchard of about 2.5 m. The forward speed of tractor was maintained at 3 km/h.

Table 3. Performance of developed blower at different speed of operation (RPM)

| Sr. No. | Performance parameters | Speed of operation (RPM) | | | |
|----------|---------------------------------|--------------------------|-------------|-------------|-------------|
| | | 2130 | 2230 | 2360 | 2490 |
| B | | | | | |
| | | 2130 | 2230 | 2360 | 2490 |
| 1 | Mean air velocity, m/s | 28.51 | 30.03 | 32.16 | 33.54 |
| 2 | Air discharge m ³ /s | 1.46 | 1.53 | 1.64 | 1.71 |
| 3 | Total pressure N/m ² | 666.25 | 734.98 | 853.18 | 915.65 |
| 4 | Input power to motor kW | 7.40 | 7.38 | 7.95 | 7.97 |
| 5 | Blower efficiency per cent | 15.10 | 17.52 | 20.22 | 22.58 |
| 6 | Power coefficient | 1.09 | 1.11 | 1.13 | 1.30 |
| C | | | | | |
| | | 2030 | 2160 | 2350 | 2450 |
| 1 | Mean air velocity, m/s | 25.40 | 23.12 | 24.36 | 31.63 |
| 2 | Air discharge m ³ /s | 1.34 | 1.52 | 1.60 | 1.70 |
| 3 | Total pressure N/m ² | 616.97 | 717.5 | 763.91 | 809.71 |
| 4 | Input power to motor kW | 7.53 | 8.33 | 8.41 | 8.63 |
| 5 | Blower efficiency per cent | 11.40 | 0.09 | 12.16 | 17.65 |

| | | | | | |
|----------|---------------------------------|-------------|-------------|-------------|-------------|
| 6 | Power coefficient | 1.14 | 1.17 | 0.91 | 0.92 |
| A | | | | | |
| | | 2094 | 2260 | 2380 | 2460 |
| 1 | Mean air velocity, m/s | 25.82 | 31.62 | 30.87 | 27.18 |
| 2 | Air discharge m ³ /s | 1.37 | 1.54 | 1.63 | 1.79 |
| 3 | Total pressure N/m ² | 615.97 | 713.5 | 759.92 | 804.71 |
| 4 | Input power to motor kW | 7.53 | 8.33 | 8.41 | 8.63 |
| 5 | Blower efficiency per cent | 13.40 | 22.75 | 19.12 | 17.65 |
| 6 | Power coefficient | 1.10 | 1.12 | 0.98 | 1.05 |
| 7 | Input power to blower kW | 6.29 | 7.32 | 7.67 | 7.88 |

The performance comparison of blower A, B and C was done on the basis of power requirement, air discharge, air velocity and efficiency.

The blower B gave more velocity, discharge of air and efficiency at 2490 rpm. Corresponding values were 33.54 m/sec, 1.71m³/s and ~~efficiency~~ 22.58 per cent, respectively. Whereas, ~~the~~ power required to run the blower ~~is~~ 15.65 kW, ~~which~~ ~~this requires~~ above 30 hp ~~t~~Factor to operate in the field. This blower was designed for Spot crop by the manufacturer.

The blower C gave more velocity, discharge of air and efficiency at 2450 rpm. Corresponding values were 31.63 m/sec, 1.70 and ~~efficiency~~ 17.65 per cent, respectively. This blower was suitable for tractors above 35hp. This blower was recommended by the manufacturer for orchard crop.

The blower A gave more velocity ~~and~~ ~~discharge~~ at 2260 rpm ~~with values of 31.62 m/sec and 1.79 m³/sec~~. Blower efficiency was maximum (22.75 per cent) at 2260 rpm. ~~Corresponding values were 31.62 m/sec, 1.79 m³/sec and efficiency 22.75 per cent respectively whereas~~ The power required to run the blower was 7.32 kW for which 18 hp tractor ~~can be was~~ used to operate it in the field. This blower is suitable for spraying grape and pomegranate crop, where ~~the~~ a-limitation of size is ~~the~~ governing factor

Formatted: Superscript

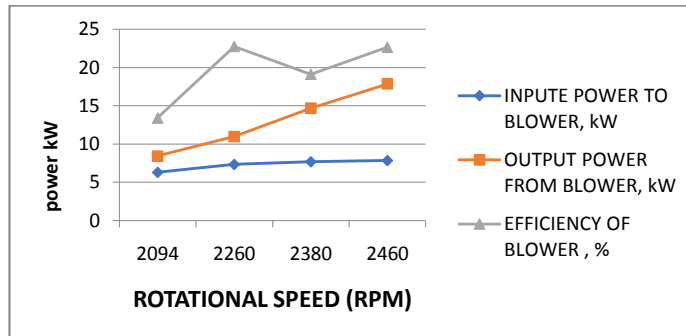


Fig 1. Effect of rotational speed on power and efficiency for developed blower 'A'

The relationship between the speed of rotation and efficiency of blower is shown in Fig.

1. Data showed that maximum blower efficiency was found at 2260 rpm i.e. 22.75 per cent and further decreased with increase of rpm. after this the efficiency decreased.

So this blower was operated in the field at 2260 rpm, where air velocity, air discharge and efficiency of the blower were found to be 31.62 m/s, 1.54 and 22.75 per cent respectively. And input power was 7.32 kW. So at this speed developed blower A was operated by 18hp tractor.

Comment [SP2]: Repetition?

1. Droplet size and uniformity coefficient

The average volume median diameter (VMD) for grape crop was found to be 324 μ m and average Number median diameter (NMD) was 126 μ m respectively. Average uniformity coefficient was found to be 2.70. For average volume median diameter (VMD) for pomegranate crop was found to be 325 μ m and average number median diameter (NMD) was 120 μ m, respectively. Average uniformity coefficient was found to be 2.50 for pomegranate. It was observed that larger droplets

Comment [SP3]: Incomplete?

2. Droplet density

The data indicated that, at the increase of pressure, -increased- the number of droplets also increased as shown in Fig. 2 & 3. The droplet density was found to be more than 40 no/cm² at all system pressures for both grape and pomegranate crops (as mentioned in Table 4). Volume of spray deposition was more on centre side than at left and right side of spraying. It is due to wind velocity disturbance while spraying.

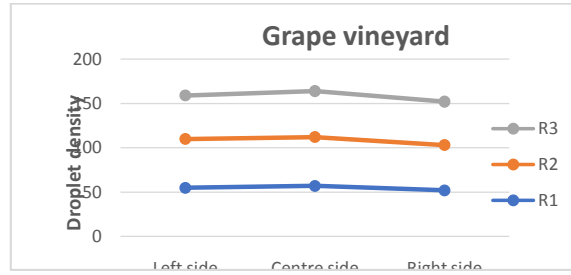


Fig 2. Number of droplets per square centimeter for grape vineyard

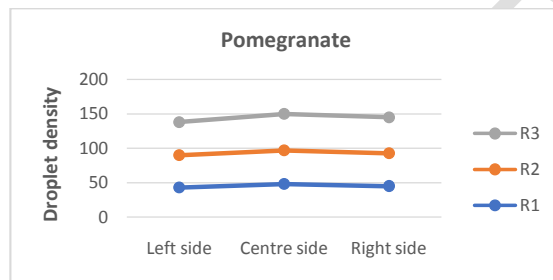


Fig 3. Number of droplets per square centimeter for pomegranate

Table 4. Droplet density for Grape vineyard and pomegranate orchard (number of droplets per square centimeter)

| Orchard | Replication | Position | | |
|----------------|-------------|----------|--------|-------|
| | | Left | Centre | Right |
| Grape vineyard | R1 | 55 | 57 | 52 |
| | R2 | 55 | 55 | 51 |
| | R3 | 49 | 52 | 49 |
| Pomegranate | R1 | 43 | 48 | 45 |
| | R2 | 47 | 49 | 48 |
| | R3 | 48 | 53 | 52 |

CONCLUSION

Laboratory performance of existing & developed axial flow mist blower

Three axial flow mist blowers namely 'B', 'C' and developed blower 'A' were tested separately in the laboratory at different speeds, such as blower 'B' from 2130 rpm to 2490 rpm, blower 'C' from 2030 to 2450 rpm, developed blower 'A' from 2094 rpm to 2460 rpm, respectively. From the data ~~collecting-observed and analyzed, the~~ following conclusions are drawn.

- ~~It indicates that s~~Static pressure and dynamic pressure increase linearly with increase in rotational speed.
- ~~The m~~Maximum blower efficiency was observed in ~~the~~ developed blower 'A' as 22.75 per cent as compared to blower 'B' of 22.58 per cent and 'C' of 17.65 per cent.
- ~~The b~~Blowers 'B', 'C' and 'A' were operated best in the field at 2490 rpm, 2450 rpm and 2260 rpm speed of impeller, respectively and needed 15.65 kW, 17.81 kW and 10.98 kW power, respectively.
- ~~The m~~Maximum air discharge was observed in blower 'A' (1.79 m³/s) ~~as compared to with~~ the discharge of blower 'B' (1.71 m³/s) and blower 'C' (1.70 m³/s).
- The blower 'B', 'C' and 'A' needed tractors of size 30hp, 35hp and 18hp, respectively.
- The maximum air velocity was observed in blower 'B' (33.54 m/s) as compared to blower 'C' (31.63 m/s) and blower 'A' (31.62 m/s).

Field performance of axial flow mist blower 'A'

Axial flow mist blower A was tested in the grape and pomegranate crop to study the effect of travel speed and pressure on the performance of blower. There were overall nine treatments which includes three system pressure $P_1=10$ bar, $P_2=15$ bar and $P_3=20$ bar and three travel speed $N_1=2$ kmph, $N_2=3$ kmph, $N_3=3.5$ kmph. Experimental layout of split plot design was selected for experimentation. The results are given below.

- The field test of blower indicates that the travel speeds have significant effect on the spray deposition on the left side of spraying.
- The best results of spraying were obtained when sprayer was operated at travel speed of 3 kmph and system pressure of 15 bar for both crops.
- The spray volume deposition was obtained more (464ucc) on backside surface than front side (240 ucc) of leaf for grape crop and (388ucc) on backside surface than front side (194ucc) leaf of pomegranate orchard.

Formatted: Left, Indent: Left: 0.09", Hanging: 0.11", Space Before: 12 pt, After: 12 pt

Formatted: Left, Space Before: 12 pt, After: 12 pt, Tab stops: Not at 0.2"

4. When system pressure increases from 10 barsto 20 bars. The volume of spray deposition increases whereas when travel speed increases from 2 kmph to 3.5 kmph the volume of spray deposition decreases.

The blower A should be operated at rotational speed of 2260 rpm at system pressure of 15 N/m² with tractor forward speed of 3kmph for both crops.

REFERENCES

Anonymous 2008. *Research highlights*. All India Coordinated Research Project on Farm Implements and Machinery, CIAE Bhopal, pp 51-52.

Anonymous 2011-12a. A study of marketing of mangoes in India, cited from <http://www.oijrj.org/oijrj/nov2013-special-issue/28>. pdf.

Anonymous 2011-12b. Report of the Joint Inspection Team for their visit to Punjab to review National Horticulture Mission Progress, cited from http://nhm.nic.in/JIT_Reports/JIT-Punjab-Oct-2012.pdf

Anonymous. 2013. Indian Horticulture Database 2013. NHB, New Delhi. Paper No. AA 91-005.

Saha K P, Varshney A C and Narang S 2004. Performance evaluation of different spraying systems in mango orchard. *Journal ofAgricultural Engineering* **41**(2):20-24

Salyani M, Miller D R, Farooq M and Sweeb R D 2013. Effects of sprayer operating parameters on airborne drift from kinnow air-carrier sprayers. *Agric Eng Int, CIGR Journal* 15: 27-36.

Singh S, Singh S, Dixit A K, Khurana R 2010. Development and field evaluation of tractor-mounted air-assisted sprayer for cotton. *AMA* **41**(3): 33-40.

Tekale D D, Kawade S C and Sawant B P 2007. Performance evaluation of air carrier sprayer for orange orchard. *KarnatakaJ Agric Sci* **20**(2): 330-32.