

## Original Research Article

# Regression Models for key Economic Savannah tree Species. A case study of *Parkia biglobosa* in the Guinea Savannah Ecological Zone of Ghana

### ABSTRACT

*Parkia biglobosa* is a multipurpose economic species of the Savannah ecosystem in Northern Ghana which is known for its fermented seeds product usually called 'dawadawa'. The rising demands for its numerous benefits and the lack of active conservation measures have endangered the species in most of its natural ranges. Data on its dendrometry, which is a prerequisite for its sustainable management, are limited especially in Ghana. This study, therefore, investigated the relationships between five dendrometry variables and developed models for predicting them. The prediction models were developed using diameter at breast height and crown diameter as independent variables. Ten randomly distributed trees were sampled, and data collected and analyzed using Pearson correlation and simple linear regression. It was observed that stem diameter was positively correlated with all the other four variables measured. The strongest correlation was observed between stem diameter at breast height and crown diameter at 0.69. The co-efficient of determination between stem diameter at breast height and total height, crown diameter, crown ratio and crown height had  $R^2$  values of 0.16, 0.48, 0.19 and 0.28, respectively. Crown diameter was also positively related with total height with correlation co-efficient of 0.97 and  $R^2$  value of 0.09. The relationship between stem diameter at breast height and crown diameter was significant with f-value of 0.03 at 95% confidence level. The results will make significant contributions to the management of trees in the study area. The study, being a pioneering one, will also set the pace for similar studies to be conducted to assist improve the models developed.

**Key words:** *Khaya Senegalensis*, *Parkia biglobosa*, tree height, stem diameter, crown height, Ghana Guinea Savannah, equation, prediction, Regression models

**Comment [FM1]:** The correct spelling for this is "savanna" without letter "h". This spelling of savanna was agreed upon by the international conference at Yangambi in 1956 as mentioned by Brian Hopkins in his book forest and savanna (second edition pg. 49)

**Comment [FM2]:** :

**Comment [FM3]:** It is encouraged that the authority of a species be mentioned at the first instance of mentioning the species.

**Comment [FM4]:** Spelling !!!!!!! See comment above.

**Comment [FM5]:** Not necessary here.

**Comment [FM6]:** a

**Comment [FM7]:** Just 10?

**Comment [FM8]:** You mentioned above that the strongest correlation was observed between stem diameter at breast height and crown diameter which was 0.69. Here, there is a correlation coefficient of 0.97 between crown diameter and total height. How is that?

**Comment [FM9]:** Is this really correct? There hasn't been any previous study of this nature in Ghana in the past?

**Comment [FM10]:** Small "s"

**Comment [FM11]:** He number of keywords should be reduced to a maximum of five.

## 1.0 INTRODUCTION

*Parkia biglobosa* (Jacq.) Benth., belongs to the family Leguminosae and the subfamily Mimosoideae. The species is a multipurpose tree and as such plays several important roles in the lives of the people of Northern Ghana [1] and throughout its ranges. It is used for food, medicinal, cultural, economic and magico-therapeutic purposes [2]. For instance, the fermented seeds, known as "dawadawa", is a delicacy used in making soup as it is rich in protein, lipids and vitamin B<sub>2</sub>. The pulp can also be eaten raw or made into a drink and used as a sweetener in the production of alcoholic beverages [3]. The authors argued that mucilage from parts of fruit, in fluid form, is used for hardening earth floors and in pottery to give them a black glaze look whilst the pods and leaves are used as fodder. *Parkia* is a sustainable source of its by-products due to its wide adaptability, drought resistance, multifunctional usage and is mostly considered as a priority species [2]. The rising demands for its products have made the species an endangered species arising from factors such as sustained exploitation and inappropriate land use practices which inhibit the natural regeneration capacity of the species [4]. As such, the population of the species is declining at a faster rate with no sustainable conservation measures currently in place [5]. There is, therefore, the need to prioritize its management to ensure its sustainability. One of such measures is the need for efficient measurement of its dendrometry to aid afforestation efforts.

Forestry activities and processes are concerned with diameter measurement as it varies with other key dendrometry variables [6]. According to [7], diameter at breast height measurement is the most important stand variable assessed during most forest inventories due to the ease with which it is acquired and the relationship it has with other important tree variables which are relatively difficult to assess and measure. The authors further argued that the ease of diameter measurement reduces errors. According to [8], diameter variable is derived from direct measurement of trees and often gives a good relationship with key variables such as volume, production quality and exploration costs. Diameter at breast height and the total tree height relationship is used in developing growth and yield models. Measurements of height and stem diameter are also important in estimating timber volume and site index [9] as well as volumes of standing trees [10] and in carbon stock measurements [11]. Despite the critical roles these measurements play, tree height measurement mostly comes with the requirements for measuring instruments which are not easily

**Comment [FM12]:** The current accepted authority for the species is (Jacq.) R. Br. ex G. Don f.

**Comment [FM13]:** This is correct. However, change it to "Fabaceae" preferably.

**Comment [FM14]:** ??

**Comment [FM15]:** as

**Comment [FM16]:** used

**Comment [FM17]:** Which authors?

**Comment [FM18]:** used

**Comment [FM19]:** used

**Comment [FM20]:** Write in full.

**Comment [FM21]:** We need to know what the by-products are.

**Comment [FM22]:** This is not correct. *Parkia biglobosa* is a LEAST CONCERNED species on the IUCN red list. <https://www.iucnredlist.org/species/144263048/149029456>. The last global assessment was in 2018.

**Comment [FM23]:** The species is least concerned

**Comment [FM24]:** Conservation priority is usually not given to least concerned species.

**Comment [FM25]:** Avoid using this word. Rather use other statements like "it was further argued that.."

**Comment [FM26]:** Are you referring to stand variables? If yes, are these ones stand variables?

**Comment [FM27]:** Is largely used to develop growth models. Others can be used, too.

**Comment [FM28]:** What are the differences between timber volume and standing volume? To avoid ambiguity, just stick to the word "volume" or "tree volume".

accessible to most people with interest in forest management, especially in the Sub-Saharan African region. Again, these instrumentation often require well trained human skills and experience to achieve the desired results. Further, most measurements in forestry deploy sampling methodologies which involve complex errors and biases which are sometimes not properly quantified. Recent discovery of laser rangefinders, which have some level of high precision, has also been faced with numerous challenges including the lack of clear view path in dense and multi-layered canopies of tropical forests, poor visibility to the base of the tree due to under-growths, leaning trees and uneven forest terrains [12]. There is, therefore, the need for alternative modes of collecting data from forest trees including the use of prediction models as they save time, money and other inventory resources. Studies have shown that stem diameter at breast height yielded accurate predictions of different tree dimensions and as such has widely been used in models that enabled the efficient and effective estimation of tree total height, crown height, crown diameter and crown ratio, among other variables [13]. These equations are mostly used to model costs and benefits as well as analyze management scenarios for efficiency and effectiveness [14]. Tree crown parameters, on the other hand, have been used as indicator variables in the development of diameter and height growth equations as well as in the prediction of the total height of trees [9]. This is because, variabilities in crown morphology are key in light interception and in tree growth [9] and also serve as a good indicator of tree vigor, wood quality, stand density, competition and wind firmness [15]. Besides its usefulness, crown measurement is difficult to obtain directly [16] especially in very dense stands and for very large trees as the bases of the live crowns are sometimes very difficult to see [17]. Therefore, a more easily measurable tree variable, such as diameter at breast height is often used as an indicator for tree's crown dimensions [18]. Despite the key role tree models play in addressing difficult forest management challenges, there is insufficient information on their development and existence for *Parkia biglobosa* in Ghana especially in the Savannah Ecological Zone. Hence, the objective of the current study was to estimate the relationships between diameter at breast height and total height, crown diameter, crown ratio and crown height. The study also sought to develop prediction models for these parameters. The development of models to predict these variables will bring great relief to key stakeholders in forest management who hitherto are limited by equipment deficiency and low financing. The models developed will also serve as a morale booster for the development of similar models for other economic tree species in Ghana.

Comment [FM29]: ????

Comment [FM30]: How?

Comment [FM31]: RECAST

Comment [FM32]: ??

## 2.0 MATERIALS AND METHODS

### 2.1 Study area

The study was carried out in the Tolon district of the Northern Region, Tamale located in the Guinea Savannah Ecological Zone. The district is located between latitudes 9° 15' and 10° 02' North and longitudes 0° 53' and 1° 25' West. It shares boundaries to the North with Kumbungu, North Gonja to the West, Central Gonja to the South, and Sagnarigu Districts to the East. The main vegetation of Northern Region is grassland interspersed with other drought-resistant economic trees such as *Parkia biglobosa* (Dawadawa), *Mangifera indica* (Mango), *Adansonia digitata* (Boabab), *Azadirachta indica* (Neem), *Khaya Senegalensis* (Mahogany), *Vitellaria paradoxa* (Shea), *Anogeissus leiocarpus* and *Acacia longifolia* (Acacia) [19].

**Comment [FM33]:** Let the country reflect here.

**Comment [FM34]:** This should not be here again, you already said other species.

**Comment [FM35]:** s

### 2.2 Data collection and analysis

Data for the study was collected from ten individual solitary trees of *Parkia biglobosa* randomly selected in the natural range of the species. Four variables were measured from all the selected trees; stem circumference at breast height, total tree height, crown diameter and the distance from the first live crown to the ground. Stem circumference was measured at a height of 1.3m above the base of the sampled tree using a tape measure and the values were recorded in centimeters and used to compute the stem diameter at breast height. Total tree height was measured using the Haga Altimeter set at a fixed distance scale of 30 m. A reference tape measure was pegged at the base of the sampled tree to be measured and stretched to a 30 m distance away to correspond to the distance on the Altimeter scale following [20]. To measure the total height, the peak of the tree was sighted with Altimeter at the 30 m distance and the corresponding value of the Altimeter recorded as the top height to a precision of 0.01 m [6]. Consequently, the height at base of the tree was recorded after releasing trigger of the Altimeter. A fixed height of 1.3 m, the eye-level height of the Altimeter's operator, was added to all the values recorded from the tree tops following Altimeter's operational manual. The procedure was repeated for all the ten trees measured. The crown diameter was estimated by taking the average measurements of the longest and the shortest diameters of the crown zone (North-South and East-West) [21]. Crown ratio was computed using the values of the crown diameter and total height. The distance between the first live crown and the ground was also measured using a tape measure lined up on a pole. This was

**Comment [FM36]:** Why ten species. This is small for the study.

used, together with the total height measurements, to compute the crown height. Diameter measurements were taken in centimeters and converted into meters to ensure uniformity with measurements from other variables which were all measured in meters. Diameter (D) at breast height was computed as follows:

Stem circumference (C) divided by the value of pie (3.14). That is  $C = C/\pi$  where  $\pi = 3.14$  [22].

Comment [FM37]: Remove

The total tree height was determined as the sum of the height at the tree peak and the fixed eye-level height of the Altimeter's operator minus the height at the base of the tree. The crown ratio was computed by dividing crown diameter by the total tree height whereas the crown height was determined as the total tree height minus the distance from the first live crown to the ground [6][22][23]. The data was analyzed in Microsoft (MS) Excel using Simple Linear Regression and Correlation. The chosen method is in line with the fact that regression analysis, as a statistical methodology employed in quantitative scientific investigation, assist highlight the average relationship between two or more variables [17] [24]. Analysis of variance (ANOVA) was used to test for significant differences at 95% confidence level.

Comment [FM38]: Which type? Mention.

### 3.0 RESULTS

The means for stem diameter at breast height, total height, crown diameter, crown ratio and crown height for *Parkia biglobosa* were  $1.91 \pm 0.40$  m,  $23.23 \pm 5.40$  m,  $19.94 \pm 10.00$  m,  $0.08 \pm 0.02$  m and  $14.44 \pm 5.91$ , respectively. Stem diameter measurements ranged between a minimum of 1.44 m and a maximum of 2.61 m (Table 1). Stem diameter was positively correlated to all the other four variables measured for *Parkia biglobosa*. The strongest correlation was observed between stem diameter and crown diameter at 0.69, using stem diameter at breast height as the indicator variable. Crown diameter, as the second independent variable, was also positively correlated with the total height at 0.31. Crown height and total height were strongly correlated with a value of 0.97. Total height was, however, negatively correlated crown ratio at -0.62. In a like manner, crown height was negatively correlated with crown ratio at -0.49 (Table 2). The coefficients of determination between stem diameter and total height, crown diameter, crown ratio and crown height had  $R^2$  values of 0.16, 0.48, 0.19 and 0.28, respectively. Crown diameter was positively correlated with total height with  $R^2$  value of 0.09 but with a negative adjusted  $R^2$  value of -0.02. There was a significant relationship between stem diameter at breast height and crown

Comment [FM39]: Similarly

diameter with f-value of 0.03 at 95% confidence level. The models developed are as shown in Table 3. The analysis of variances are as illustrated in Tables 4 to 8. The scatter diagrams depicting the relations between the variables studied are as shown in Figures 1 - 5.

**Table 1. Summary of descriptive statistics of the data used in the regression and correlation analyses on *Parkia biglobosa***

Variable	Mean	Se	Md	Sd	Sv	Ku	Sk	Min	Max	Co	CI(95.0%)
<i>Sd (m)</i>	1.91	0.12	1.85	0.40	0.16	-0.17	0.86	1.44	2.61	10.0	0.28
<i>Th (m)</i>	23.23	1.7	21.3	5.40	29.20	-0.15	0.73	16.3	33.8	10.0	3.87
<i>Cd (m)</i>	19.94	3.1	16.1	10.0	100.0			14.6	47.8	10.0	7.16
<i>Cr</i>	0.08	0.06	0.09	0.02	0.00	0.04	-1.06	0.05	0.10	10.0	0.01
<i>Ch (m)</i>	14.44	1.8	12.2	5.91	34.97	-0.78	0.23	5.10	24.3	10.0	4.23

Comment [FM40]: Check spelling.

Comment [FM41]: Prepare the table properly.

*Sd = stem diameter, Th = Total height, Cd = Crown diameter, Cr = Crown ratio, Ch = Crown height, m = meters, Se = Standard error, Md = Median, Sd = Standard deviation, Sv = Sample variance, Kur = Kurtosis, Min = Minimum value, Max = Maximum value, CI = Confidence Level*

**Table 2. Correlation matrix between Stem diameter at breast height and stem height, crown diameter and crown ratio of *Parkia biglobosa* in the Savanna Ecological Zone of Ghana**

Variable	<i>SD (m)</i>	<i>Th (m)</i>	<i>Cd (m)</i>	<i>Cr</i>	<i>Ch (m)</i>
<i>Sd (m)</i>	1.00				
<i>Th (m)</i>	0.40	1.00			
<i>Cd (m)</i>	0.69	0.31	1.00		
<i>Cr</i>	0.44	-0.62	0.25	1.00	
<i>Ch (m)</i>	0.53	0.97	0.38	-0.49	1.00

*Sd = stem diameter, Th = Total height, Cd = Crown diameter, Cr = Crown ratio, Ch = Crown height,*

**Table 3. Regression prediction model, correlations coefficient (R) and correlation coefficient of determination (R<sup>2</sup>) of the different tree dimensions of *Parkia biglobosa* in the Savanna Ecological Zone of Ghana**

Variables	R	R <sup>2</sup>	AdR <sup>2</sup>	Se	Obs	Pm	F-value
SD vrs TH	0.40	0.16	0.06	5.25	10	TH = 5.4814x <sub>1</sub> + 12.774	0.25
SD vrs CD	0.69	0.48	0.42	7.64	10	CD = 17.572x <sub>1</sub> - 13.584	0.03*

SD vrs CR	0.44	0.19	0.09	0.02	10	CR = 0.0189x <sub>1</sub> + 0.0482	0.20
SD vrs Ch	0.53	0.28	0.19	5.31	10	Ch = 7.9348x - 0.6961	0.11
CD vrsTH	0.31	0.09	-0.02	5.45	10	TH = 0.1659x <sub>2</sub> + 19.923	0.39

Comment [FM42]: ???

*D = Stem diameter(x<sub>1</sub>), H = Total height, CD = Crown diameter(x<sub>2</sub>), CR = Crown ratio. Ch=Crown height, Se =Standard error, AdR<sup>2</sup>=Adjusted r<sup>2</sup>, Pm= Prediction Model. Obs= No of trees measured. The correlation f-values with \* are significant at P = .05.*

**Table 4. Analysis of variance in stem diameter and total height of *Parkia biglobosa***

	df	SS	MS	F	Significance F
Regression	1	42.233333	42.2333297	1.531944	0.25
Residual	8	220.5477	27.5684588		
Total	9	262.781			

*df = degree of freedom, SS= Sums of square, Mean sum of squares*

**Table 5. Analysis of Variance in Stem diameter and crown diameter of *Parkia biglobosa***

	df	SS	MS	F	Significance F
Regression	1	433.999	433.99905	7.438397	0.03*
Residual	8	466.7662	58.345775		
Total	9	900.7653			

*df = degree of freedom, SS= Sums of square, Mean sum of squares. \* = f is significant at P = .05.*

**Table 6. Analysis of Variance in Stem diameter and crown ratio of *Parkia biglobosa***

	df	SS	MS	F	Significance F
Regression	1	0.000504	0.00050393	1.926786	0.20
Residual	8	0.002092	0.00026154		
Total	9	0.002596			

*df = degree of freedom, SS= Sums of square, Mean sum of squares*

**Table 7. Analysis of Variance in Stem diameter and crown height of *Parkia biglobosa***

	df	SS	MS	F	Significance F
Regression	1	88.499458	88.4994581	3.129615	0.11
Residual	8	226.22454	28.2780677		
Total	9	314.724			

*df = degree of freedom, SS= Sums of square, Mean sum of squares*

**Table 8. Analysis of Variance in crown diameter and total height of *Parkia biglobosa***

	df	SS	MS	F	Significance F
--	----	----	----	---	----------------

Regression	1	24.79078	24.7907763	0.833338	0.39
Residual	8	237.9902	29.748778		
Total	9	262.781			

df = degree of freedom, SS= Sums of square, Mean sum of squares

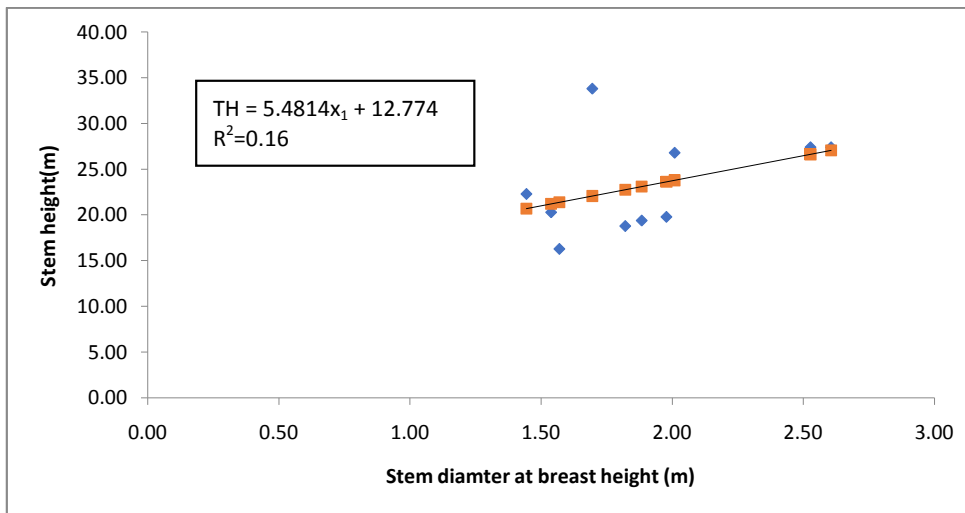


Figure 1. Regression analysis showing a positive relationship between stem diameter (m) and total height (m) of *Parkia biglobosa*

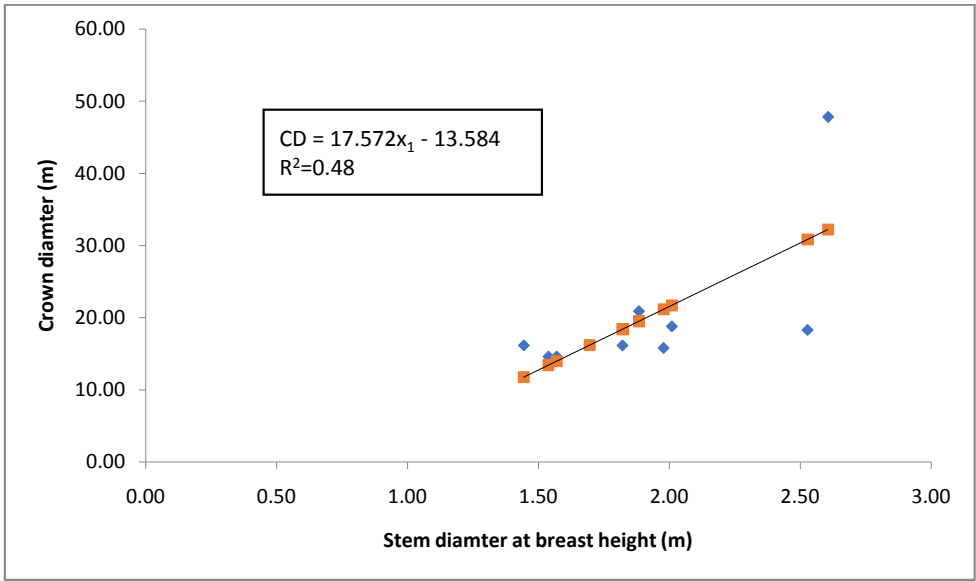


Figure 2. Regression analysis showing a positive relationship between stem diameter (m) and crown diameter (m) of *Parkia biglobosa*

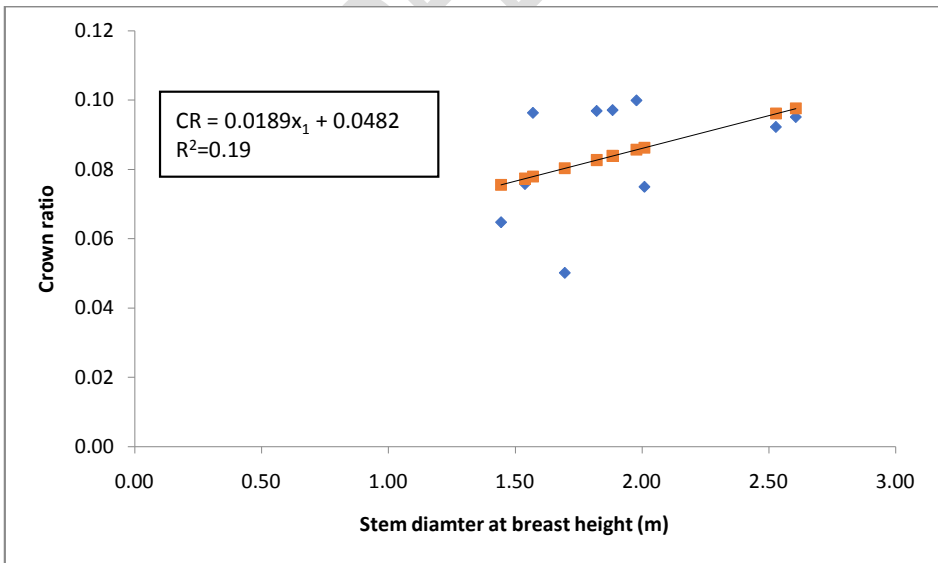


Figure 3. Regression analysis showing a positive relationship between stem diameter (m) and crown ratio of *Parkia biglobosa*

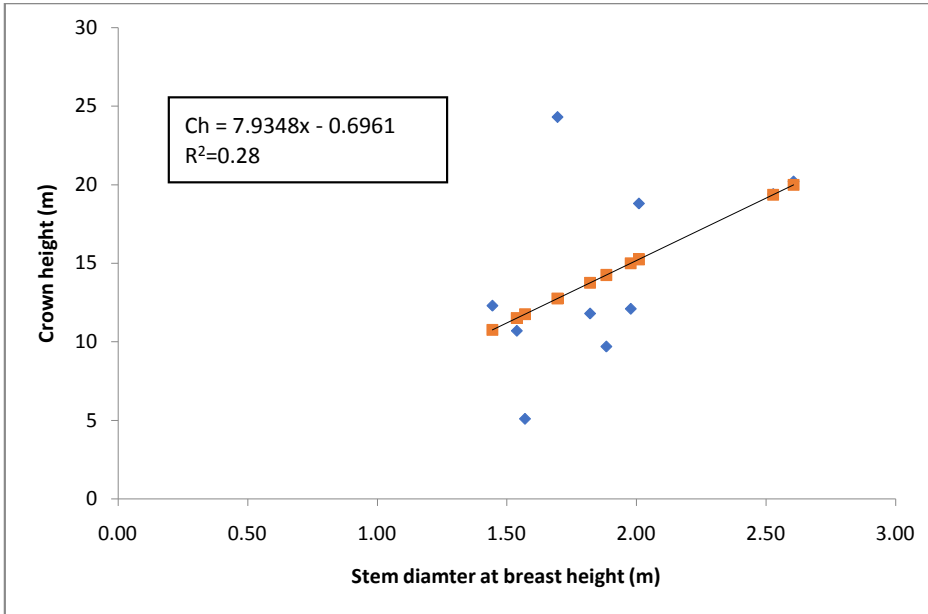
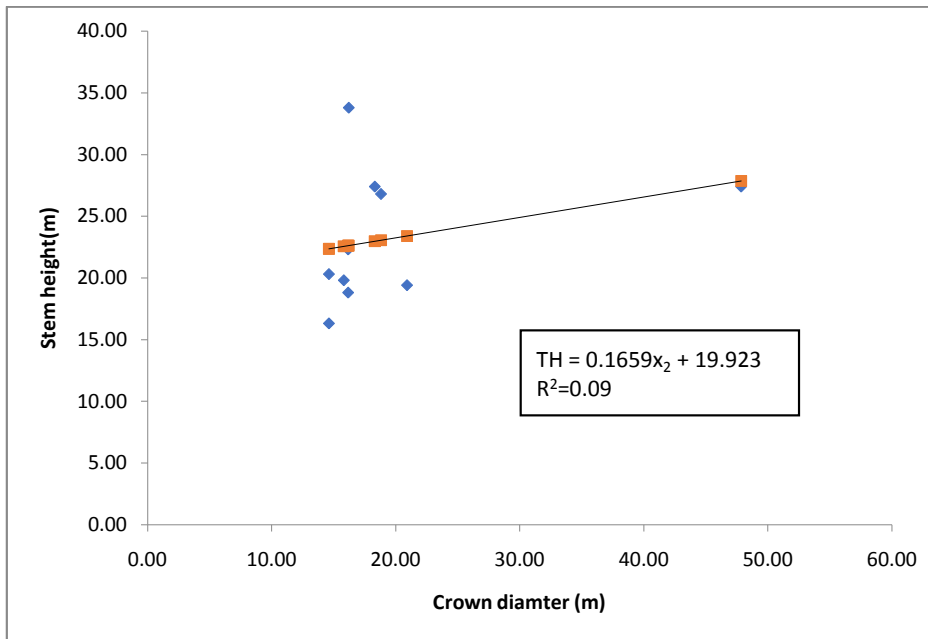


Figure 4. Regression analysis showing a positive relationship between stem diameter (m) and crown height of *Parkia biglobosa*



**Figure 5. Regression analysis showing a positive relationship between crown diameter (m) and total height *Parkia biglobosa***

#### 4.0 DISCUSSION

The focus of the study was to investigate the degree of association and develop prediction models between four response variables with stem diameter as the first and independent variable. Also, the association between crown diameter, as the second independent variable, with total tree height. The results showed that stem diameter at breast height had positive correlation with all four dependent variables namely; total height, crown diameter, crown ratio and crown height at 0.40, 0.69, 0.44 and 0.53, respectively. This positivity implies that stem diameter can be used to predict these variables to the levels as indicated in the study (Tables 2 and 3). These findings are supported by work done by [25] who reported stem diameter to have significant and positive correlation with tree height, crown diameter, crown height with  $R^2$  values of 0.680, 0.760 and 0.715, respectively, in the same *Parkia biglobosa* species in the Savannah Zone of Nigeria. [23] also reported diameter to have positive correlation with crown ratio, height, crown diameter, crown length (height) and crown projection area in *Hevea brasiliensis* in Nigeria with low values between 0.04 - 0.07.

The coefficient of determination ( $R^2$ ) between stem diameter, total height, crown diameter, crown ratio and crown height were 0.16, 0.48, 0.19 and 0.28 respectively. Thus, stem diameter, accordingly, accounted for 16%, 48%, 19% and 28% of the total variations in these variables, respectively. These relationships were, however, not significant except that between stem diameter at breast height and crown diameter. The second indicator variable, crown diameter, also had a positive correlation with total height even though it was not significant. According to [24] coefficient of determination of the regression shows the proportion of variance explained by the regression model and determines how significant the relationship between the variables is. The authors further argued that the higher the  $R^2$  value, the stronger the relationship is and with least estimate of the standard error. This implies that using stem diameter at breast height to predict crown diameter will give the highest accuracy of 48% in the current study (Table 3). [23] also found crown diameter to have a positive correlation with tree height with a low value of 0.04 in *Hevea brasiliensis*. The values of the study, however, are lower compared to values reported in other studies. For instance, [26] reported Pearson correlation coefficients of determination ( $R^2$ ) between stem diameter at breast height and crown diameter, crown diameter and crown depth, crown depth and height were reported to be high and positive at 0.60, 0.78, 0.77 and 0.99, respectively, for *Acacia senegalensis*. Again, crown diameter was also found to have a significant positive correlation with tree height and crown height with  $R^2$  values of 0.529 and 0.602 [25]. Hence, the findings of this study have the support of literature and could be used for the sustainable management of *Parkia biglobosa* in the Savanna Ecological Zone of Ghana.

Comment [FM43]: !!!!!!!!!!!!!!!

Comment [FM44]: Avoid starting a sentence like this in this kind of situation

Comment [FM45]: Even when the R-square value are very low?? You should consider explaining possible reasons for the low R-square value contrary to some of the findings you cited. It could be because of your small sample size.

## 5.0 CONCLUSION AND RECOMMENDATIONS

The study showed positive correlations between stem diameter at breast height and the four response variables studied. The best adjudged model was the relationship between stem diameter at breast height and crown diameter. Hence it can be expected that trees with big stem diameter will have larger crowns and hence larger crown projection areas. Again, crown diameter had strong positive correlation with tree height. So, by using the stem diameter at breast height and crown diameter, both of which can easily be measured, parameters which are difficult to measure can be estimated with a degree of certainty as indicated in the study. The study has also provided

quantitative information on tree models for *Parkia biglobosa* in the Savannah Ecological Zone of Ghana. Hence, the result of this study can be used for tree stem modeling studies in other parts of the Savannah Ecological Zone. The models developed in the study were based on data collected from the Savannah Ecological Zone of Ghana and should be used cautiously outside this area as plants show plasticity due to climatic and soil variability. It is recommended that further studies involving larger sample size be done to improve the models developed. Also, similar models should be developed for this species in the high forest zones of Ghana to enhance the management of Ghana's forest resources.

## REFERENCES

- [1] Amoako EE: Sustainable land management and tree tenure: The case of *Parkia biglobosa* in the northern region of Ghana. United Nations University Land Restoration Training Programme [final project] 2012. <http://www.unulrt.is/static/fellows/document/Amoako2012.pdf>
- [2] Musara C, Aladejana EB, Mudyiwa SM, Karavina C: *Parkia biglobosa* (Mimosaceae): Botany, Uses, Phytochemical Properties and Pharmacological Potential. 2020; 101–115.
- [3] Orwa C, Mutua A, Kindt R, Jamnadass R, Anthony S. Agroforestry Database: a tree reference and selection guide version 4.0. 2009. (<http://www.worldagroforestry.org/sites/treedbs/treedatabases.asp>).
- [4] Odebiyi JA, Bada SO, Awodoyin RO, Oni PI, Omoloye AA: Population Structure Of *Vitellaria Paradoxa* Gaertn. F. And *Parkia Biglobosa* (Jacq.) Benth. In The Agroforestry Parklands Of Nigerian Humid Savanna. West Afr. J. Appl. Ecol. 2004; 5:31-39
- [5] Ntui VO, Uyoh, E A, Urua IS, Ogbu U: *Regeneration of Parkia biglobosa Benth. : An important tree species of Africa*. 2012; 2(1), 169–177.
- [6] Klepacki A: The relationship between height and crown characteristics of four-year-old common birch (*Betula pendula* Roth). 2017; 78(June), 171–178. <https://doi.org/10.1515/frp-2017-0019>
- [7] Shamaki SB, Akindele SO, Marshall PL, Lemay VM: *Estimating parameters of the Weibull diameter distribution for Gmelina arborea in Nimbia Forest Reserve, Nigeria*. 2019; 118(January), 209–219.

**Comment [FM46]:** References do not follow the same style. Work on it.

- [8] Miguel EP, Machado SA, Filho AF, Aree JE: Using the Weibull function for prognosis of yield by diameter class in Eucalyptus urophylla stands. *Cerne lavras*, 2010; 16(1): 94-104
- [9] Tanka PA. Prediction of distribution for total height and crown ratio using normal versus other distributions. A Thesis Submitted to the Graduate Faculty of Auburn University in Partial Fulfillment of the Requirements for the Degree of Masters of Science. 2006; p. 92.
- [10] Petris SD, Berretti R, Sarvia F: *i>Forest*. 2015; 13, 404–408. <https://doi.org/10.3832/for3411-013>
- [11] Feldpausch TR, Lloyd J, Lewis SL, Brien R, Gloor M, Monteagudo MA: Tree height integrated into pantropical forest biomass estimates. *Biogeosciences*, 2012; 9, 3381–340.
- [12] Larjavaara M, Muller-Landau HC: Measuring tree height: A quantitative comparison of two common field methods in a moist tropical forest. *Methods in Ecology and Evolution*, 2013; 4(9), 793–801. <https://doi.org/10.1111/2041-210X.12071>.
- [13] Turan S: Diameter at breast height-crown diameter prediction models for *Picea orientalis*. *Afr. J. Agric Res*. 2009; 4(3):215-219.
- [14] Paula J, Peper E, McPherson G, Mori SM: Equations for predicting diameter, height, crown width, and leaf area of San Joaquin valley street trees. *J. Arboric.*2001; 27(6):306-317.
- [15] Hailemariam T, Valerie L, Stephen JM: Tree crown ratio models for multi-species and multi-layered stands of southeastern British Columbia. *Forest. Chronicle*, 2005; 81:1
- [16] Bechtold, WA, Mielke ME, Zarnoch SJ: Comparison of field methods and models to estimate mean crown diameter. *North. Journal of Applied Forestry* 2002; (19): 177-182.
- [17] Temesgen H, Lemay V, Mitchell SJ, Lemay V, Mitchell SJ: Tree crown ratio models for multi-species and multi-layered stands of southeastern British Columbia, 2005; 81(1), 133–141.
- [18] Roy B, Hart L, Jr CWEIH, Keith, M: *Crown Radius and Diameter at Breast Height Relationships for Six Bottomland Hardwood Species*. 2005;59.
- [19] Ghana Statistical Service: Tolon district. 2014; 85 pp. [https://www2.statsghana.gov.gh/docfiles/2010\\_District\\_Report/Northern/TOLON.pdf](https://www2.statsghana.gov.gh/docfiles/2010_District_Report/Northern/TOLON.pdf)
- [20] Ogunyebi AL, Abiodun MJ, Oludoye OO, Omoyajowo KO, Fayenuwo GA, Fingesi TS: Assessment of tree species diversity in the University of Lagos, Akoka, Lagos. *Journal of Applied Sciences and Environmental Management*, 2018; 22(1), 12.

<https://doi.org/10.4314/jasem.v22i1.3>

- [21] Ogana FN, Dau JH: *Deriving Tree Crown Distributions from Diameter at Breast Height*. Journal of Tropical Forestry and Environment Vol. 9, No. 01 (2019) 80-88.
- [22] Ngomanda QM, Obiang NLE, Inga DM, Mavoungou FJ, Lepengue N, Picard N, Mbatchi B: Derivation of Diameter Measurements for Buttressed Trees, an Example from Gabon. Journal of Tropical Ecology, Vol. 28, No. 3, 2012, pp. 1-4. doi:10.1017/S0266467412000144.
- [23] Oyebeade BA and Onyeoguzoro TC: Tree crown ratio model for *Hevea brasiliensis* (A. juss.) plantation in Rubber Research Institute of Nigeria (RRIN) Edo State, Nigeria. World Scientific News 70(2) (2017) 97-110.
- [24] State E, Oyebeade BA, Onyeoguzoro TC: Tree crown ratio model for *Hevea brasiliensis* (A. juss.) plantation in Rubber Research Institute of Nigeria. 2017; 70(2), 97–110.
- [25] Buba T: Prediction equations for estimating tree height, crown diameter, crown height and crown ratio of *Parkia biglobosa* in the Nigerian guinea savanna. *African Journal of Agricultural Research* Vol. 2015; 7(49), pp. 6541-6543, <https://doi.org/10.5897/AJAR12.276>.
- [26] Diallo A, Agbangba EC, Ndiaye O, Guisse A: Ecological Structure and Prediction Equations for Estimating Tree Age, and Dendrometric Parameters of *Acacia senegal* in the Senegalese Semi-Arid Zone—Ferlo. *American Journal of Plant Sciences*, (2013); 04(05), 1046–1053. <https://doi.org/10.4236/ajps.2013.45129>