

Effects of Effective-Microorganism (EM) Treated Fish Pond Effluent on Soil Microbial Activities

ABSTRACT

An experiment was conducted at the Department of Crop/Soil Science, Rivers State University to evaluate effects of Effective Microorganism (EM) treated fish pond effluent on soil microbial activities. The study had two levels of fish pond effluent (Diluted and undiluted) and three levels of treated effluent (OEMAS, EMAS, EMAS+EM5) laid out in a completely randomized design with three replications. Microbial count and Carbon-dioxide evolution were evaluated. Total Carbon-dioxide evolved after 15 weeks was highest in soils treated with EMAS+EM5-N and was least in EMAS+EM5-D. The identified fungal isolates were *Aspergillus* and *Mucor* species, and the identified bacteria were *Bacillus* and *Micrococcus* species but bacteria were more predominant than fungi and recorded highest in soils treated with EMAS+EM5-N. Also Effective Microorganism (EM) increased the biodiversity of microorganism. Data were subjected to analysis of variance.

Keywords: Effective microorganism; soil microbial activities; bacteria; carbon-dioxide.

1. INTRODUCTION

"In many areas, integrating aquaculture with agriculture has become a channel for increasing the use of limited water resources, decreasing dependence on chemical fertilizers, and providing a greater economic return per unit of water" [1]. "In Nigeria, over a trillion liters of irrigation water per year are used in agriculture that could be used for aquaculture first. In return, fish waste and algae production have the potential to sustain crop growth and yield, while lowering the usage and cost of chemical fertilization. There is a great need for an environmentally safe best management practice that will alleviate the use of these fertilizers, but which will also continue to profit growers" [1].

"An awareness that soil microbial activity might have a role in developing soil structure has existed for many years" [2]. "Studies have shown that soil bacteria themselves, release binding agents that enhance soil aggregation" [3]. "The bacteria produce extracellular polymeric substances that are released in the form of a peripheral slime and play a role in binding clay particles to form micro aggregates" [4]. "There is a perception that soil fungi play a more dominant role than bacteria in developing soil structure. This arose from a series of incubation studies where organic amendments were added to a

poorly structured soil. Soil fungi play several roles in the development of soil structure" [5]. "The hyphal network can entangle soil particles and hold them together" [6]. "Hyphae can release chemical compounds including polysaccharides and glycoprotein mucilage, which act as adhesives to hold soil particles together" [7].

Soil microorganisms are important because they play a vital role in various bio- chemical cycles in the soil ecosystem. Therefore, any changes in the type or quantity of soil microorganisms may disrupt the natural soil ecosystem, which in turn may influence soil fertility. Microorganisms have major roles in pond culture, particularly with respect to productivity and nutrient cycling, the nutrition of the cultured animals, water quality, disease control and environmental impact of the effluent. Management of the activities of microorganisms in food webs and nutrient cycling in ponds is necessary for optimizing production, but the objectives will differ with the type of aquaculture, the species cultivated and the economics.

"Effective microorganisms (EM) on the other hand are mixed cultures of beneficial naturally occurring organisms that can be applied as inoculants to increase the microbial diversity of soil ecosystem. They consist mainly of the photosynthesizing bacteria. Lactic acids bacteria, yeast, actinomycetes and fermenting fungi

(These microorganisms are physiologically comparable with one another and can coexist in liquid culture). There is evidence that EM inoculation to the soil can improve the quality of soil, plant growth and yield” [8,9].

“The positive effect of fish pond effluent on organic matter content, nutrients and crop yield has been severally reported” [10-12]. “It is reported that treating a pond with activated EM will keep enough beneficial microbes in the system and improve better fish development. It also reduces algae growth in the pond which compete the fish for nutrients, in addition, EM enhances the activities of beneficial indigenous microorganisms, for example mycorrhizae which fix atmospheric nitrogen thereby supplementing the use of chemical fertilizer and pesticides. There is evidence that EM inoculation to the soil can improve the quality of soil, plant growth and yield” [8].

2. MATERIALS AND METHODS

The research was carried out both in the fishery unit of the Department of Fisheries and Aquatic Environment and the screen house of Crop/Soil Science Department of Rivers State University. The site is located at longitude 4.7923°N and 6.9825°E with an elevation of 13m above sea level. The site has an average annual rainfall of about 200.45mm, relative humidity is 69.08% and a mean annual temperature of 31.03°C. Sandy loam soil was obtained from the Teaching and Research farm of Rivers State University, Cat fish (*Clarias gariepinus*) was procured from Momoh Farm Limited, Rivers State and fifty juveniles of cat fish were stocked in three different ponds. The ponds were cleaned using brush and water. The juveniles were fed with 2mm size feed at 30g per pond two times daily, and the feed was changed to 5mm feed size when the fish weighed 300g. The pond water was changed two times a week to enable collection of a good concentration of the effluent. The study had two levels of fish pond effluent (Diluted and undiluted) and three levels of treated effluent (OEMAS, EMAS, EMAS+EM5) laid out in a completely randomized design with three replications. Microbial count and identification were evaluated while Carbon-dioxide evolution was determined with Stotzy method to check the soil microbial activities. The microbial inoculants product (EMAS) which is a derivative of EM that provides nutrient for plants was produced in Rivers State University Crop/Soil Lab. “EM was activated by mixing with molasses and water in a composition of 94%

(9400 ml) of water, 3% (300 ml) of molasses and 3% (300 ml) of EM1. The mixture was stirred, dissolved and left for seven days in a plastic container without exposure to direct sunlight. It was ready for use when read a constant pH of 3 giving a sweet and a sour smell. Two liters was then added to the pond twice weekly” [13].

“EM5 which is also a derivative of EM that has a pesticide function was produced in the crop/soil lab of Rivers State University by blending the molasses with warm water to make certain that it has been completely dissolved. Vinegar, distilled spirit, crushed peeled garlic clove, crushed hot peppers, crushed ginger, neem and EM was added to the dissolved molasses. The mixture was poured into a plastic container that was shut tightly to maintain anaerobic condition. The container was stored in a warm place out from direct sunlight and was allowed to ferment for about 2 weeks with a pH of 3.5 and a sweet smell” [13]. Two liters was then added to the pond twice weekly.

3. RESULTS AND DISCUSSION

3.1 Effect of Treated Fish Pond Effluent on Heterotrophic Count

The result of the Total Heterotrophic count of the bacteria present in the various treatments is as shown on Table 1, soils treated with diluted activated effective microorganism (EMAS) as nutrients gave the highest colony forming unit of 1.97×10^7 , generally, the diluted forms of the effluent gave a higher colony unit than the undiluted effluent, however the untreated effluent had the least colony forming unit. In some arid and semiarid regions, the use of fish pond effluent for irrigation is crucial for overall water management Jueschke et. al., 2008 although it may alter soil environment greatly and as a result, affect soil microbes Chen et. al 2008. The increase in the soil microorganisms as observed in the effluent treated soil was as a result of the EM added which is in line with the findings of Singh et al., 2003 that EM has the ability to increase and enhances the activities of beneficial indigenous microorganisms.

Table 1. Total Heterotrophic count in colony forming unit per milliliter

Treatments	CFU (Colony Forming Unit)
OEMAS-N	1.26×10^6
OEMAS-D	1.69×10^6
EMAS-N	1.29×10^6

EMAS-D	1.97 X10 ⁷
EMAS+EM5-N	2.12 X10 ⁶
EMAS+EM5-D	2.91 X10 ⁶

EMAS= Activated EM (Nutrient), EM5= Activated EM (Pesticides), N=No dilution, D=50% dilution, 0EMAS=Untreated Effluent

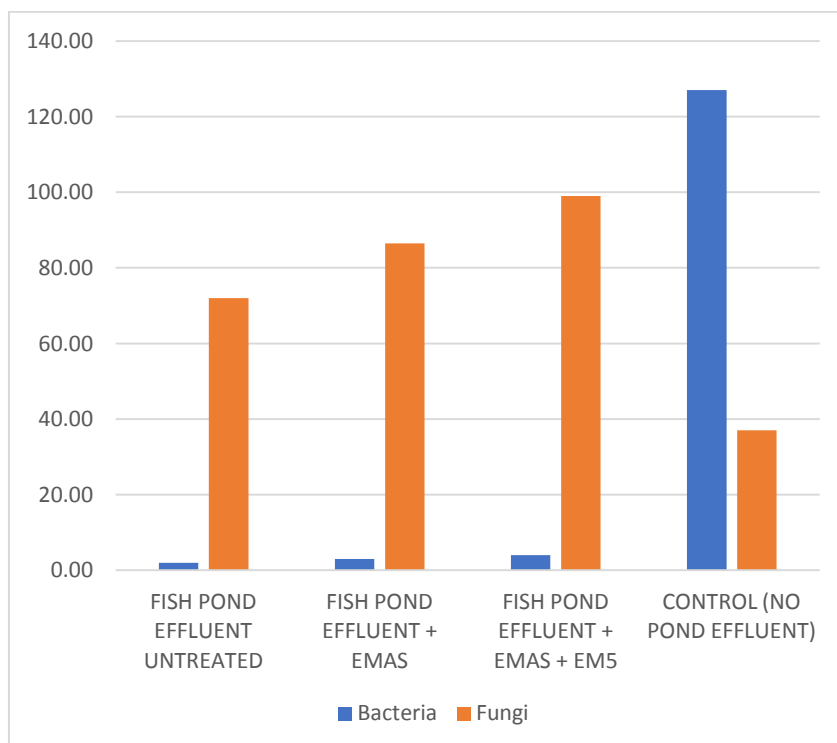
3.2 Effect of Treated Fish Pond Effluent on Number of Bacteria and Fungi

The total bacteria and fungi counts are presented in Fig. 1 result shows that bacteria is dominant than fungi. The mean bacteria count ranged between 126-212 with the highest in EMAS+EM5-N while the mean fungi count ranged between 27-54 with the highest in EMAS+EM5-N. Two genera of fungi were isolated from the studied soil which is *Aspergillus* spp. and *Mucor* spp. and two genera were also isolated for bacteria which are *Bacillus* spp and *Micrococcus* specie. The variations in microbial population indicate the impact from the root

exudates which differed in chemical and in quantity among plants as observed by Bergsma-Vlami et. al., [14] when produced by plant can cause immediate and profound response in the microbial population and may result in a buildup of micro flora specific to a particular plant species and genotype.

3.3 Effect of Treated Fish Pond Effluent on *Aspergillus* and *Mucor* spp.

Fig. 2 reveals 2 genera of fungi isolated from the studied soil which are *Aspergillus* spp. and *Mucor* spp. There was no significant difference among treatment for *Aspergillus* spp.(p>0.05) but mean difference with the highest count in EMAS-N and the least in 0EMAS-N. For *Mucor* specie there was also no significant difference among treatment but mean difference in the order 0EMAS-D>EMAS+EM5-N>EMAS+EM5-D>EMAS-N>EMAS-D>CONTROL.



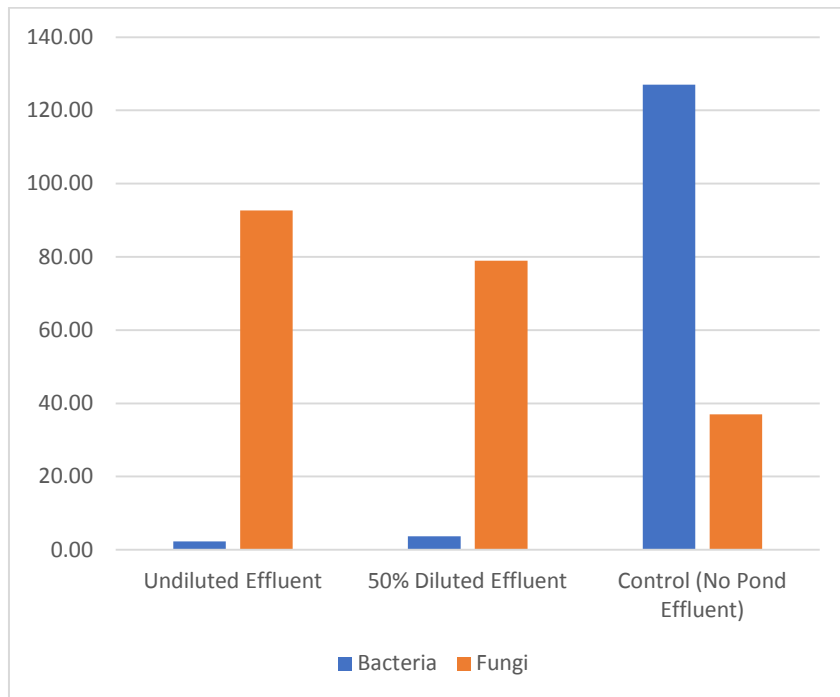
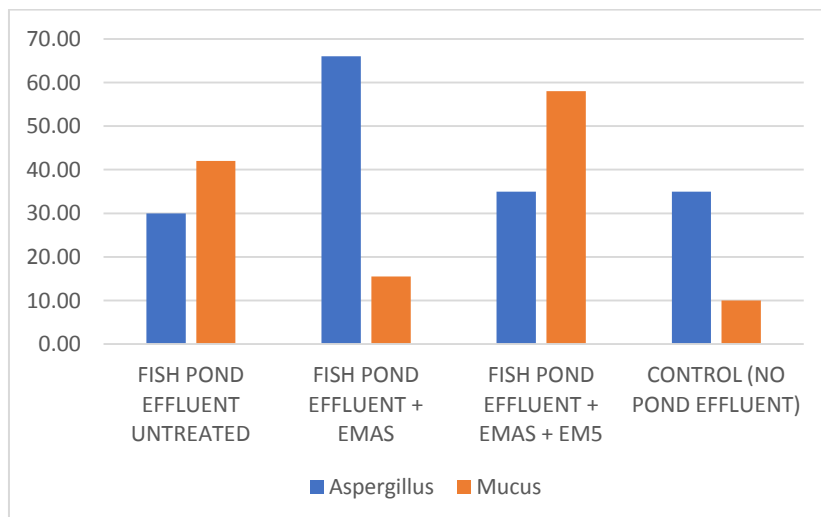


Fig. 1. Effect of treated fish pond effluent on Number of Bacteria and Fungi



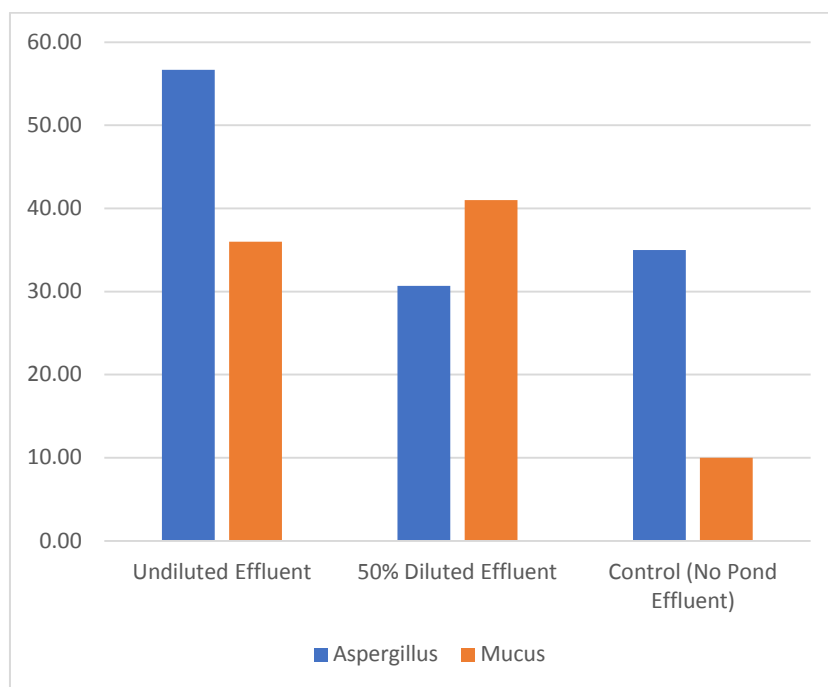


Fig. 2. Effect of treated fish pond effluent on *Aspergillus* and *Mucor* spp.

3.4 Effect of Treated Fish Pond Effluent on *Bacillus* and *Micrococcus* spp.

The result of the effect of treated fish pond effluent on bacteria isolate and count is as shown in Fig. 3. *Bacillus* specie was more in abundance when compared to *Micrococcus* specie *Bacillus* specie was present across all treatments while *Micrococcus* specie was seen only in soils treated with OEMAS-N and absent in other treatments. The *bacillus* spp. count was in the order OEMAS-N>OEMAS-D=EMAS+EM5-N=EMAS+EM5-D=CONTROL>EMAS-N=EMAS-D with 5, 4 and 3 isolates respectively. This is similar to the observation of Shaikhul Islam et al., [15] who isolated *Bacillus* spp. in a cucumber grown soil.

3.5 Effect of Treated Fish Pond Effluent on Total Carbon Dioxide Evolved

The result of the effect of treated fish pond effluent on total carbon-dioxide evolved after 15 weeks is as shown in Fig. 4. Soils treated with

EMAS+EM5-N had the highest carbon-dioxide evolution and was recorded the least in the soils treated with EMAS+EM5-D. However, the undiluted effluent had the highest carbon-dioxide evolution compared to the diluted effluent. As observed by Stoklasa's [16], the amount of CO₂ evolved was dependent on the mechanical condition of the soil, its fertility and crop grown and that intensity of CO₂ produced shows the presence not only of active bacteria but also of easily available organic matter. The determination of CO₂ evolved by a soil under given degrees of moisture and temperature in a certain length of time was also believed by Stoklasa's [16], to furnish a reliable and accurate method of determination of the bacterial activity. EMAS(N) had the highest heterotrophic count which could also be as a result of the high CO₂ evolution and similar to the observation made by Montealegre et al., [17], Carney et al., [18], and Kandler et al. [19] that high carbon-dioxide evolution changes the microbial population of a soil [20-22].

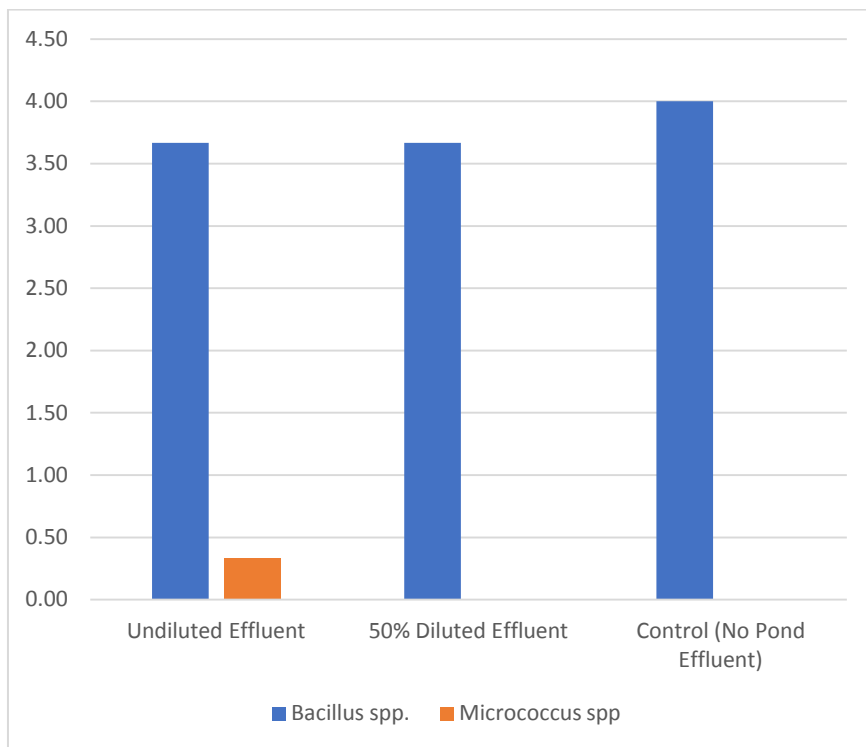
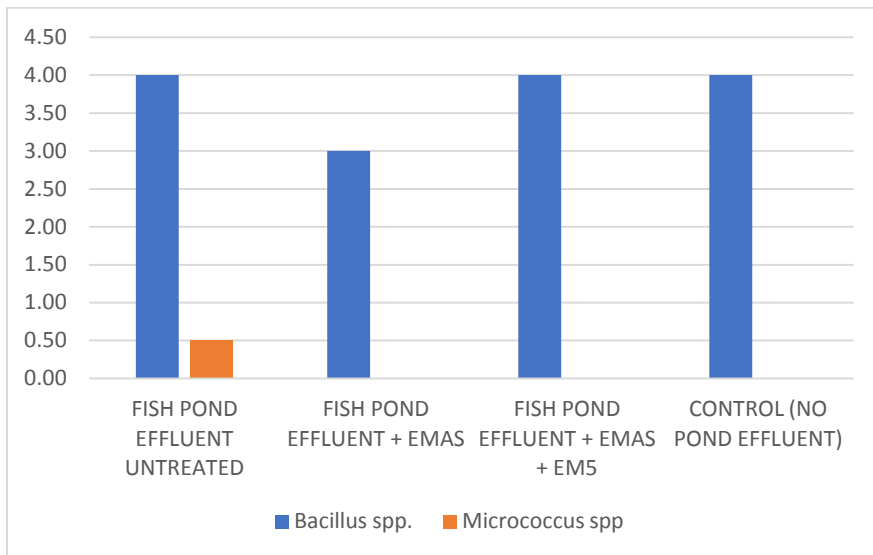


Fig. 3. Effect of treated fish pond effluent on *Bacillus* and *Micrococcus* spp.

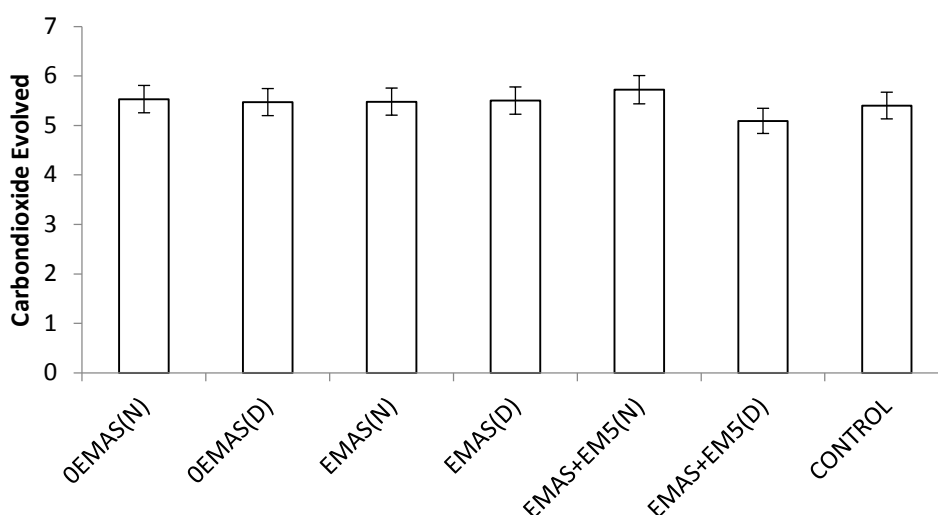


Fig. 4. Effect of treated fish pond effluent on Total Carbon dioxide evolved
EMAS= Activated EM (Nutrient), EM5= Activated EM (Pesticides), N=No dilution, D=50% dilution, OEMAS=Untreated Effluent

4. CONCLUSION

The result of this experiment showed that Effective Microorganism (EM) increased the biodiversity of microorganisms and in turn increases soil quality. Pond effluent encourages organic farming and also encourages the use of water in a sustainable way, As it is generally understood that microbial community benefits crop yields, health, growth and soil productivity, Effective Microorganism (EM) should be applied as a source of nutrient as it increases populations of beneficial microorganisms in the soil helping to control soil diseases through a natural processes by enhancing the competitive and antagonist activities of the microorganisms in the EM inoculants.

ACKNOWLEDGEMENT

The first author wishes to thank TETFUND Nigeria for supporting the study through Institutional Based Research Intervention, 2021

COMPETING INTERESTS

Authors have declared that no competing interests exist.

REFERENCES

1. Fernando CH, Halwart M. Possibilities for the integration of fish farming into irrigation

2. systems. Fisheries Management and Ecology. 2000;(7):45-54.
2. Rashid MI, Liyakat HM, Tanvir Shahzad, Talal Almeelbi Iqbal MI. Ismail, Mohammad Oves. Bacteria and fungi can contribute to nutrients bioavailability and aggregate formation in degraded soils. Microbiological Research. 2016;183:26-41.
3. Aspiras RB, Allen ON, Harris RF, Chesters G. The role of microorganisms in the stabilization of soil aggregates. Soil Biology and Biochemistry. 1971;3(4):347-353.
4. Lupwayi NZ, Marcia Monreal Clayton GW, Cynthia A. Grant. Soil microbial biomass and diversity respond to tillage and sulphur fertilizers. Canadian Journal of Soil Science. 2001;81(5):577-589.
5. Tang J, Mo Y, Zhang J, Zhang R. Influence of biological aggregating agents associated with microbial population on soil aggregate stability. Appl. Soil Ecol. 2011;47:153-159.
6. Sili Peng, Tao Guo, Gangcai Liu. The effects of arbuscular mycorrhizal hyphal networks on soil aggregations of purple soil in Southwest China. Soil Biology and Biochemistry. 2012;57:411-417
7. Tisdall JM. Fungal hyphae and structural stability of soil. Australian Journal of Soil Research 1991;29(6):729-743.
8. Kengo Y, Hui-lian X. Properties and applications of an organic fertilizer inoculated with effective microorganisms.

- Journal of Crop Production. 2000;3(1): 255-268.
9. Olle C, Williams Y. Effective microorganisms and their influence on vegetable production – A review. *Journal of Horticultural Science & Biotechnology*. 2013;88:380–386. DOI:10.1080/14620316.2013.11512979.
 10. Meso MB, Wood CW, Veverica KL, Woomer PL, Kinyali SM, Karanja NK. Effect of fish pond effluents irrigation on french beans in Central Kenya. *Communications in Soil Science & Plant Analysis*. 2004;35(7/8):1021–1031. Available: <https://doi.org/10.1081/CSS-120030578>
 11. Coldebella A, Andre LG, Pitagoras AP, Priscilia FC, Wilson RB, Aldi F. Effluents from fish farming ponds: A view from the Perspective of its Main Components. *Sustainability*. 2018;10:3. DOI:10.3390/Su10010003.
 12. (SRAC) Southern Regional Aquaculture Center. *Characterization and Management of Effluents from Aquaculture Ponds in the Southeastern United States*. SRAC, United States; 1999
 13. Mayer Jochen, Susanne Scheid, Franco Widmer, Andreas Fliebach, Hans-Rudolf Oberholzer. How effective are effective microorganism® (EM) Results from a field study in temperate climate. *Applied Soil Ecology*. 2013;46(2):230-239.
 14. Bergsma-Vlami, Prins M, Raajmakers JM. Influence of plant species on population dynamics, genotypic diversity and antibiotic production in the rhizosphere by indigenous *Pseudomonas* spp. *FEMS Microbiol. Ecol*. 2005;52:59-69. DOI: 10.1016/j.femsec.2004.10.007
 15. Shaikhul Islam, Abdul M. Akanda, Ananya Prova, Farjana Sultana, Md. M. Hossain. Isolation and identification of plant growth promoting rhizobacteria from cucumber rhizosphere and their effect on plant growth promotion and disease suppression; 2016.
 16. Stoklasa J, Ernest A. Ueber den Ursprung, die Menge und die Bedeutung des Koblendioxyds im Boden, *Centr. Bakteriolog., Parasitenk.* 1905;14(2):723-736.
 17. Montealegre CM, van Kessel C, Russele MP, Sadowsky MJ. Changes in microbial activity and composition in a pasture ecosystem exposed to elevated atmospheric carbon dioxide. *Plant and Soil*. 2002;243:197–207.
 18. Carney KM, Hungate BA, Drake BG, Megonigal JP. Altered soil microbial community at elevated CO₂ leads to loss of soil carbon. *Proceedings of the National Academy of Sciences of the United States of America*. 2007;104:4990–4995.
 19. Kandeler E, Mosier AR, Morgan JA, Milchunas DG, King JY, Rudolph S, Tschirko D. Transient elevation of carbon dioxide modifies the microbial community composition in a semi-arid grassland. *Soil Biology and Biochemistry*. 2008;40:162–171.
 20. Chen W, Wu L, Frankenberger WT Jr., Chang AC. Soil enzyme activities of long term reclaimed wastewater-irrigated soil. *J Environ Qual*. 2008;37(5 suppl):536-42.
 21. Jueschke E, Marschner B, Tarchitzky J, Chen Y. Effects of treated wastewater irrigation on dissolved and soil organic carbon in Israeli soils. *Water Sci Technol*. 2008;57(5):727-33.
 22. Singh DS, Chand S, Anvar M, Patra. Effect of organic and inorganic amendment on growth and nutrient accumulation by Isabgol (*Plantago ovata*) in sodic soil under greenhouse conditions. *J. Med. Arom. Plant Sci*. 2003;25:414-419.
-