

Original Research Article

Protein and Total Free Amino Acid Content evaluation of improved and local varieties/germplasm of Spine gourd

(*Momordica dioica* Roxb.)

ABSTRACT: -

Spine gourd (*Momordica dioica* Roxb., $2n = 2X = 28$) is a nutritionally rich, dioecious and perennial cucurbit with a good assortment of adaptability. The present investigation entitled "Protein and Total Free Amino acid evaluation of improved and local varieties/germplasm of Spine gourd (*Momordica dioica* Roxb.)" Varieties of spine gourd improved germplasm/varieties from farmers' field and were sown in Completely Randomized Design (CRD) with Three replications during 2020. Biochemical characteristics of spine gourd analysis revealed that maximum Protein content (3.09mg/100g) was found in variety Kheri-3,1. Total free amino acid content (6.90mg/100g) was found in variety NDMD-2. Minimum protein content was found in the variety Arka Bharat (2.94mg/100g) and Total Free Amino acid content was reported in the variety Ambika-K-13,6 (6.27mg/100g). ~~On the basis of~~ based on observation, variety Kheri-3,1 and NDMD-2 were found superior in both Protein and Total Free Amino acid parameters followed by germplasm Arka Bharat and Ambika-13,6 respectively.

Commented [BF2]: add suggestions for future studies related to the results of this study

Commented [BF3]: replace with study objective

Keyword: - Protein, Total Free Amino acid, saponin *M. dioica* (SMD), Dioecious

INTRODUCTION

Spine gourd (*Momordica dioica* Roxb., $2n = 2X = 28$) can be a nutritionally rich, dioecious and perennial cucurbit with a good assortment of adaptability, distributed in Asia and Europe [1]. Vegetables are good sources of vitamins, minerals and dietary fibre. Vegetables play a large role in human nutrition, especially vitamins C (Ascorbic acid), Thiamine (B1), Niacin (B3), and Pyridoxine (B6), Folic acid B9 (also known as vitamin Bc), minerals and dietary fiber [2]. Vegetables included in the daily diet have been potentially linked to a reduced risk of certain types of cancer, heart disorders, stroke and other chronic diseases [3]. It is a highly nutritionally valuable edible vegetable. The edible part of the fruit contains moisture – 84.1%, protein – 3.1%, ether extract - 0.97%, carbohydrate – 7.7%, fibre 2.97% and ash 1.1%. It also contains iron 4.6 mg, calcium 33 mg, phosphorus 42 mg, vitamin A 2, thiamine 45.2 mg, riboflavin 176.1 µg. The fruit also contains ascorbic acid. This vegetable and its

fruits are used in treatment of diabetic as prescribe by Ayurvedic practitioners. It is used as an astringent, antipyretic, antiseptic, spermicide and anthelmintic. It has antioxidant, antibacterial, anti-inflammatory, anti-lipid peroxidative, hypoglycemic, and analgesic properties. The fruit plays a role in treating pitta, asthma, leprosy, bronchitis, fever, tumors, urinary secretion, excessive salivation and heart disease. fruit juice is a home remedy for inflammation. The fruit powder is used to induce sneezing, thereby clearing the nose. Fruit ethanol extracts have shown nephro protective activity [4]. It is a perennial dioecious climber with a tuberous root. It is a perennial dioecious climber with a tuberous root [5]. The alkaloid Present in seed is called momordicin and present in root is called Momordica foetida [6] The study of acute toxicity of saponin M. dioica (SMD) at a single dose of 5000 mg/kg/b.w. by oral route, no mortality was recorded, and mice treated for 14 days showed no change in normal behaviour. Dose administration; 1000, 500, and 250 mg/kg/b.w. by oral 5 route in rats for 28 days and one animal showed doses of 500 and 250 mg/kg/b.w. of SMD was safe, with no mortality for sub-acute but during a repeated dose of 1000 mg/kg/b.w. The group produced treatment-related symptoms of poisoning. Sub-chronic toxicity studies at doses; 500, 250 and 100 mg/kg/b.w. SMD in rats for 90 days and animals showed normal; hematological and biochemical parameters and gross findings compared to the control group[7]

Commented [BF4]: explain what that means?

Commented [BF5]: new paragraph



Pic 1. Spine gourd production area

Commented [BF6]: there is no statement for picture 1

In the bright of the aforesaid critical importance to human health the wide-spread national use this study “Protein and Total Free Amino acid evaluation of improved and local varieties/germplasm of Spine gourd (*Momordica dioica* Roxb.)” germplasm receipts remained planned with the following.

(1) Collection of spine gourd improved germplasm /varieties from farmer’s field.

(2) To study the **Protein and Total Free Amino Acid** evaluation of spine gourd varieties/germplasm.

Commented [BF7]: the meaning of this sentence needs to be clarified

MATERIALS AND METHODS

The present investigation entitled “**Protein and Total Free Amino acid evaluation of improved and local varieties/germplasm of Spine gourd (Momordica dioica Roxb.)**” was conducted during Kharif season of 2020. The techniques and material employed for the study are described here under briefly.

Commented [BF8]: where is it located?

Commented [BF9]: explain seasons using international terminology

Experimental Material:

Ten varieties/germplasms Spine gourd (*Momordica dioica* Roxb.) namely Arka Bharat, Kiron Mala, NDMD-5, Kheri-3,1, Krishnapur, RFM-37, NDMD-2, Kheri-LMP, PHULE-MD-5,1 and Ambika.K-13,6 was used as experimental material.

Protein content in spine gourd:

Protein content in grain was determined by the **Lowery's method, (1951) [8]**. This method is based upon the reaction of protein with Cu^{2+} ion in alkaline medium as observed in biuret method of protein estimation. In addition to this there is involvement of reduction of phosphomolybdate and phosphor tungstate by the tyrosine amino acid present in protein. One gram sample was taken and homogenized in the presence of 10 ml of distilled water and centrifuged at 4000rpm for 15 minutes. The residue was discarded. Thereafter, 1 ml supernatant was taken and mixed with 1 ml 10 per cent trichloric acid. It was kept for 30 minutes and residue obtained was dissolved in 5 ml 0.1 N NaOH. 0.5-1.0 ml sample extract was taken in test tube and volume was made up to 1 ml with distilled water. Then 5 ml alkaline copper reagent was added and it was mixed properly. After 10 minutes, 0.5 ml folin reagent was added and it was kept at room temperature to 30 minutes. Finally, color intensity was recorded at 660 nm on spectronic-20 against blank reagent.



Pic 2. Fruits of Spine gourd

Commented [BF10]: there is no statement for picture 2

Total free amino acid content in spine gourd:

Total free amino acid was estimated according to method of **Jayaraman (1981) [9]** 0.5 g of sample was extracted 80 per cent ethanol and centrifuged at 5000 rpm for 10 minutes. A suitable aliquot 0.5 ml was taken in test tube and volume was made up 4 ml with distilled water. Thereafter 1 ml ninhydrin solution (0.2 N acetate buffer at 5.5 pH) was added and kept in water bath for 15 minutes. Test tube was cooled after the expiry of time and 1 ml of 50 per cent ethanol was also added. Measurement of colour was done at 550 nm Spectronic 20. Total free amino acid calculated using a standard curve for graded concentration standard proline.

EXPERIMENTAL RESULT AND DISCUSSION

The laboratory experiment of the present investigation on “Nutritional evaluation of improved and local varieties/germplasm of Spine gourd (*Momordica dioica* Roxb.) for human health benefits” are presented in this chapter. The observation recorded in the spine gourd were analysed statistically. The result is published in the form of table, graphs, photographs and silent features and described as under following.

1. Protein content (g)

The table 1 highlights that protein content varied from 2.94 - 3.09(mg/100g) in various varieties of spine gourd. Maximum protein content was found (3.09 mg) in Kheri -3,1 variety followed by 3.06 mg in variety NDMD-5 and RFM-37 and lowest

protein content was found Arka Bharat in variety 2.94 mg followed by (2.97mg) Kiron Mala and PHULE-MD.5,1 significant correlation was obtained recording in various spine gourd variety in present investigation showed in Figure 1.

Table 1. Variation in Protein content (g/100 g) in spine gourd Variety/germplasm.

S. No.	Varieties/Germplasm	Protein content (g/100 g)
1.	Arka Bharat	2.94
2.	Kiron mala	2.97
3.	NDMD-5,1	3.06
4.	Kheri-3,1	3.09
5.	Krishnapur	2.98
6.	RFM-37	3.06
7.	NDMD-2	3.04
8.	Kheri-LMP	3.06
9.	PHULE-MD-5,1	2.97
10.	Ambika-K-13,6	3.05
	'F' test	Sig
	SE m+₋	0.008
	CD at 5%	0.025



Pic 3. Roots of Spine gourd

Commented [BF11]: there is no statement for picture 2

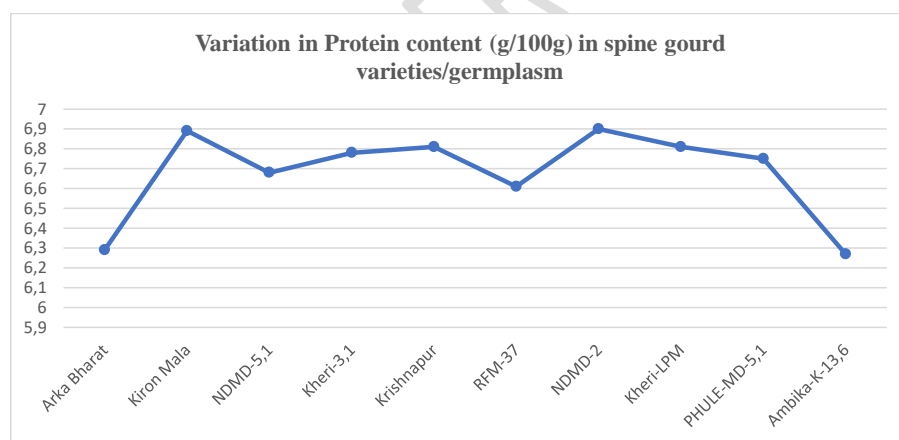


Fig 1. Variation in Protein content (g/100g) in spine gourd varieties/germplasm

2. Total free amino acid content (mg/100)

The data regarding total free amino acid content was shown in Table No. 2 and graphically presented in Figure No. 2. The data showed that total free amino acid content varied from (6.27 – 6.90 mg/100g) in various varieties of spine gourd.

Table 2. Variation in Total Free Amino acid content (g/100g) in spine gourd variety/germplasm

S. No.	Verities/germplasm	Total Free Amino Acid content (mg/100g)
1.	Arka Bharat	6.29
2.	Kiron Mala	6.89
3.	NDMD-5,1	6.68
4.	Kheri-3,1	6.67
5.	Krishnapur	6.81
6.	RFM-37	6.61
7.	NDMD-2	6.90
8.	Kheri-LMP	6.81
9.	PHULE-MD-5,1	6.75
10.	Ambika-K-13,6	6.27
	'F' test	Sig
	SE m+_	0.014
	CD at 5%	0.041



Pic 4. Raw vegetable (Spine gourd)

Commented [BF12]: It is better if the pictures are put together and captioned

Maximum total free amino acid content was found NDMD-2 (6.90 mg/100g) in variety followed by Kiron Mala (6.89 mg /100 mg) in variety. Minimum total free amino acid content was found in variety Ambika-13,6 (6.27 mg/100g) followed by Arka Bharat (6.29 mg/100g) significant correlation was obtained recording total mineral in various spine gourd variety in present investigation.

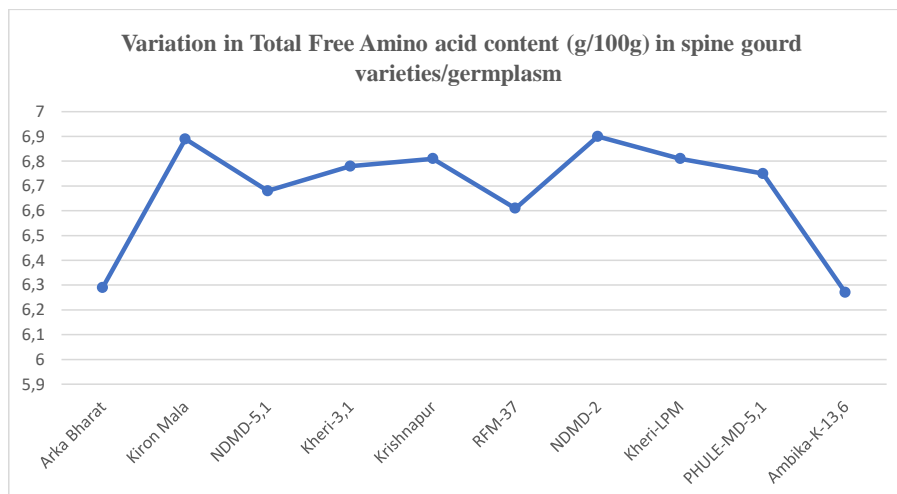


Fig no. 2. Variation in Total Free Amino acid content (g/100g) in spine gourd variety/germplasm

DISCUSSION

The findings of present have been shown in the preceding chapter and are being discussed, elucidated and interpreted in the light of accepted principal of Biochemistry and supported by literature cited.

1. Protein content

The data pertaining to protein content have been shown in Table 1 The table highlights that protein content varied from 2.94 - 3.09(mg/100g) in various varieties of spine gourd. Maximum protein content was found in (3.09 mg) Kheri -3,1 which was significantly superior over the rest of variety followed by 3.06 mg in variety NDMD-5 and RFM-37 varieties. Spine gourd germplasm and observed that an increase in the amount of protein due to rainfall in comparison to no rainfall. These results are in closed with Yadav and Srivastava (2002), Sreerama *et al.*, (2010), Abu-Salem and Abu-arab (2011), Sreerama *et al.*, (2012) [10, 11, 12, 13].

Commented [BF13]: explain what that means

2. Total free amino acid content

Total amino acid content in all varieties and germplasm of spine gourd was found in the range of (6.27 – 6.90 mg/100g) mg. Maximum total free amino acid was noticed in variety NDMD-2 (6.90 mg/100g) followed by Kiron Mala (6.89 mg /100 mg. Total free amino acid content varied significantly in all the variety and germplasm of spine gourd. The similar findings have been recorded by Islam *et al.* (1991)[14] in spine gourd.

Commented [BF14]: integrate with the discussion and results of tis research

SUMMARY

~~The present investigation entitled “Protein and Total Free Amino acid evaluation of improved and local varieties/germplasm of Spine gourd (Momordica dioica Roxb.)~~ The physical and biochemical characters of spine gourd were recorded after the harvest of crop. The biochemicals evaluation of the spine gourd just after harvest. The fruit after the harvest were collected and brought to biochemical laboratories for analysis. The result obtained are summarized as below:

Commented [BF15]: save in conclusion

1. Protein content was recorded maximum in Kheri-3,1 (3.09mg/100g) variety and lowest was found in Arka Bharat (2.94mg/100g) variety.
2. Maximum Total free amino acid content was found in NDMD-2 (6.90mg/100g) variety and minimum Total free amino acid content was found in Ambika-K-13,6 (6.27 mg/100g) variety.

CONCLUSION

On the basis of physical and biochemical observation it can be concluded that the germplasm Arka Bharat are very useful because these are good source of protein content (3.09mg/100g) in Kheri-3,1 followed by variety Kheri-LMP, RFM-37 and NDMD-5 (3.06mg/100g), total free amino acid content found in variety NDMD-2 (6.90mg/100g).

REFERENCES

Commented [BF16]: add references of the last 5 years

1. Rai GK, Singh M, Rai NP, Bhardwaj DR and Kumar S. In vitro propagation of spine gourd (*Momordica dioica* Roxb.) and assessment of genetic fidelity of micro-propagated plants using RAPD analysis. *Physiol. Mol. Biol. Pl.* 2012;18(3):73-80.
2. Wargovich MJ. Anticancer properties of fruits and vegetables. *Horticulture Science* 2000;2(1):73-575.
3. Tomas-Barberan FA and Espin JC. Phenolic compounds and related enzymes as determinants of quality in fruits and vegetables. *J Sci. Food Agric.* 2001;5(1):853-876.

4. Baratakke RC, Patil CG, Poornima B and Sankannavar SH. Molecular tool for sex identification (female) in *Momordica dioica* Roxb with reference to medicinal values. *International Journal of Ayurveda and Pharma Research*, 2013;4(4):487-490.
5. Sharma GK. Medical ethnobotany in the Shivalik Range of the Himalayas, *Journal of the Tennessee Academy of Science*. 2004;7:12-14.
6. Sadyojatha AM, Vaidya VP. Chemical constituents of rhizome of *Momordica dioica* Roxb. *International seminar on recent trends in pharmaceutical sciences*. 1995; 46:18-20.
7. Jha DK, Koneri R and Samaddar S. (2019) Antidiabetic Activity of Phytosaponin in STZ Induced Type I Diabetes in Rats. *Research J. Pharm. and Tech*, 2019;12(8):3919-392.
8. Lowry's OH, Roserbrough NJ, Farm AL and Randall RJ. Protein measurement with folin phenol reagent. *J. Biochem*. 1995;193-265.
9. Jayarama, J. Laboratory manual of Biochemistry. *Willey Eatern Ltd*. New Delhi. 1981.
10. Yadav V and Srivastava GP. Biochemical composition and nutrition value of important genotypes of spine gourd (*Momordica dioica* L.) *India J. of Agriculture Biochemistry*. 2002;15 (1/2):45-50.
11. Sreerama YN, Neelam DA, Sashikala VB and Pratap VM. Distribution of nutrients and antinutrients in milled fractions of spine gourd fruit coat phenolics and their distinct modes of enzyme inhibition. *Journals of Agriculture and food Chemistry*. 2010;58 (7): 4322-4330.
12. Abu-salem FM and Abou-Arab EA. Physico-chemical properties of temph produced from spine gourd seeds. *J. Americ. Sci*. 2011;7 (7):107-118.
13. Sreerama YN, Sashikala VB, Pratap VM and Singh V. Nutrition and antinutrients in spine gourd fruit: evaluation of their flour functionality, *food Chemistry*. 2012;131(2):462-468.
14. Islam MR, Hirayama H, Funatsu G. Complete Amino Acid Sequence of Luffin-a, a Ribosome-inactivating Protein from the Seeds of *Luffa cylindrica*. *Agric. Biol. Chem.*, 1991;55:229 - 238.

Original Research Article

Protein and Total Free Amino Acid Content evaluation of improved and local varieties/germplasm of Spine gourd (*Momordica dioica* Roxb.)

ABSTRACT

Spine gourd (*Momordica dioica* Roxb., $2n = 2X = 28$) is a nutritionally rich, dioecious and perennial cucurbit with a good assortment of adaptability. The present investigation entitled "Protein and Total Free Amino acid evaluation of improved and local varieties/germplasm of Spine gourd (*Momordica dioica* Roxb.)" Varieties of spine gourd improved germplasm/varieties from farmers' field and were sown in Completely Randomized Design (CRD) with Three replications during 2020. Biochemical characteristics of spine gourd analysis revealed that maximum Protein content (3.09mg/100g) was found in variety Kheri-3,1. Total free amino acid content (6.90mg/100g) was found in variety NDMD-2. Minimum protein content was found in the variety Arka Bharat (2.94mg/100g) and Total Free Amino acid content was reported in the variety Ambika-K-13,6 (6.27mg/100g). On the basis of observation, variety Kheri-3,1 and NDMD-2 were found superior in both Protein and Total Free Amino acid parameters followed by germplasm Arka Bharat and Ambika-13,6 respectively.

Keyword: - Protein, Total Free Amino acid, saponin *M. dioica* (SMD), Dioecious

INTRODUCTION

Spine gourd (*Momordica dioica* Roxb., $2n = 2X = 28$) can be a nutritionally rich, dioecious and perennial cucurbit with a good assortment of adaptability, distributed in Asia and Europe [1]. Vegetables are good source of vitamins, minerals and dietary fibre. Vegetables play a large role in human nutrition, especially vitamins C (Ascorbic acid), Thiamine (B1), Niacin (B3), and Pyridoxine (B6), Folic acid B9 (also known as vitamin Bc), minerals and dietary fiber [2]. Vegetables included in the daily diet have been potentially linked to a reduced risk of certain types of cancer, heart disorders, stroke and other chronic diseases [3]. It is a highly nutritionally valuable edible vegetable. The edible part of the fruit contains moisture – 84.1%, protein – 3.1%, ether extract - 0.97%, carbohydrate – 7.7%, fibre 2.97% and ash 1.1%. It also contains iron 4.6 mg, calcium 33 mg, phosphorus 42 mg, vitamin A 2, thiamine 45.2 mg, riboflavin 176.1 μ g. The fruit also contains ascorbic acid. This vegetable and its

fruits are used in treatment of diabetic as prescribe by Ayurvedic practitioners. It is used as an astringent, antipyretic, antiseptic, spermicide and anthelmintic. It has antioxidant, antibacterial, anti-inflammatory, antilipid peroxidative, hypoglycemic, and analgesic properties. The fruit plays a role in treating pitta, asthma, leprosy, bronchitis, fever, tumors, urinary secretion, excessive salivation and heart disease. fruit juice is a home remedy for inflammation. The fruit powder is used to induce sneezing, thereby clearing the nose. Fruit ethanol extracts have shown nephro protective activity [4]. It is a perennial dioecious climber with a tuberous root. It is a perennial dioecious climber with a tuberous root [5]. The alkaloid Present in seed called momordicin and present in root called Momordica foetida [6] The study of acute toxicity of saponin M. dioica (SMD) at a single dose of 5000 mg/kg/b.w. by oral route, no mortality was recorded, and mice treated for 14 days showed no change in normal behaviour. Dose administration; 1000, 500, and 250 mg/kg/b.w. by oral route in rats for 28 days and one animal showed doses of 500 and 250 mg/kg/b.w. of SMD was safe, with no mortality for sub-acute but during a repeated dose of 1000 mg/kg/b.w. The group produced treatment-related symptoms of poisoning. Sub-chronic toxicity studies at doses; 500, 250 and 100 mg/kg/b.w. SMD in rats for 90 days and animals showed normal; hematological and biochemical parameters and gross findings compared to the control group [7]



Pic 1. Spine gourd production area

In the bright of the aforesaid critical importance to human health the wide-spread national use this study “Protein and Total Free Amino acid evaluation of improved and local varieties/germplasm of Spine gourd (*Momordica dioica* Roxb.)” germplasm receipts remained planned with the following.

- (1) Collection of spine gourd improved germplasm /varieties from farmer’s field.

(2) To study the **Protein and Total Free Amino Acid** evaluation of spine gourd varieties/germplasm.

MATERIALS AND METHODS

The present investigation entitled “Protein and Total Free Amino acid evaluation of improved and local varieties/germplasm of Spine gourd (*Momordica dioica* Roxb.)” was conducted during Kharif season of 2020. The techniques and material employed for the study are described here under briefly.

Experimental Material:

Ten varieties/germplasms Spine gourd (*Momordica dioica* Roxb.) namely Arka Bharat, Kiron Mala, NDMD-5, Kheri-3,1, Krishnapur, RFM-37, NDMD-2, Kheri-LMP, PHULE-MD-5,1 and Ambika.K-13,6 was used as experimental material.

Protein content in spine gourd:

Protein content in grain was determined by the **Lowery’s method, (1951) [8]**. This method is based upon the reaction of protein with Cu^{2+} ion in alkaline medium as observed in biuret method of protein estimation. In addition to this there is involvement of reduction of phosphomolybdate and phosphor tungstate by the tyrosine amino acid present in protein. One gram sample was taken and homogenized in the presence of 10 ml of distilled water and centrifuged at 4000rpm for 15 minutes. The residue was discarded. Thereafter, 1 ml supernatant was taken and mixed with 1 ml 10 per cent trichloric acid. It was kept for 30 minutes and residue obtained was dissolved in 5 ml 0.1 N NaOH. 0.5-1.0 ml sample extract was taken in test tube and volume was made up to 1 ml with distilled water. Then 5 ml alkaline copper reagent was added and it was mixed properly. After 10 minutes, 0.5 ml folin reagent was added and it was kept at room temperature to 30 minutes. Finally, color intensity was recorded at 660 nm on spectronic-20 against blank reagent.



Pic 2. Fruits of Spine gourd

Total free amino acid content in spine gourd:

Total free amino acid was estimated according to method of Jayaraman (1981) [9] 0.5 g of sample was extracted in 80 per cent ethanol and centrifuged at 5000 rpm for 10 minutes. A suitable aliquot 0.5 ml was taken in test tube and volume was made up 4 ml with distilled water. Thereafter 1 ml ninhydrin solution (0.2 N acetate buffer at 5.5 pH) was added and kept in water bath for 15 minutes. Test tube was cooled after the expiry of time and 1 ml of 50 per cent ethanol was also added. Measurement of colour was done at 550 nm Spectronic 20. Total free amino acid calculated using a standard curve for graded concentration standard proline.

EXPERIMENTAL RESULT AND DISCUSSION

The laboratory experiment of the present investigation on “Nutritional evaluation of improved and local varieties/germplasm of Spine gourd (*Momordica dioica* Roxb.) for human health benefits” are presented in this chapter. The observations recorded in the spine gourd were analysed statistically. The result is published in the form of table, graphs, photographs and silent features and described as under following.

1. Protein content (g)

The table 1 highlights that protein content varied from 2.94 - 3.09(mg/100g) in various varieties of spine gourd. Maximum protein content was found (3.09 mg) in Kheri -3,1 variety followed by 3.06 mg in variety NDMD-5 and RFM-37 and lowest

protein content was found Arka Bharat in variety 2.94mg followed by (2.97mg) Kiron Mala and PHULE-MD.5,1 significant correlation was obtained recording in various spine gourd variety in present investigation showed in Figure No. 1.

Table 1. Variation in Protein content (g/100g) in spine gourd Variety/germplasm.

S. No.	Varieties/Germplasm	Protein content (g/100g)
1.	Arka Bharat	2.94
2.	Kiron mala	2.97
3.	NDMD-5,1	3.06
4.	Kheri-3,1	3.09
5.	Krishnapur	2.98
6.	RFM-37	3.06
7.	NDMD-2	3.04
8.	Kheri-LMP	3.06
9.	PHULE-MD-5,1	2.97
10.	Ambika ₄ K-13,6	3.05
	'F' test	Sig
	SE m+_	0.008
	CD at 5%	0.025



Pic 3. Roots of Spine gourd

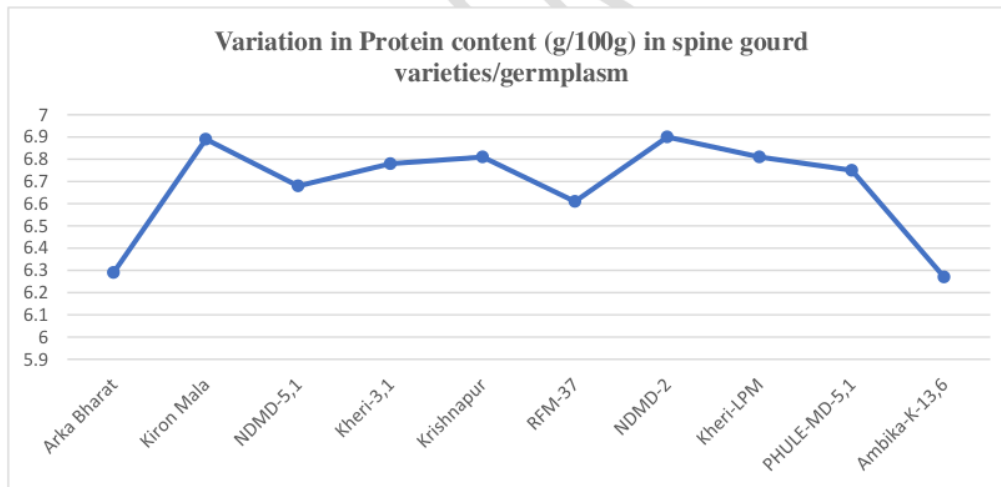


Fig no. 1. Variation in Protein content (g/100g) in spine gourd varieties/germplasm

2. Total free amino acid content (mg/100)

The data regarding total free amino acid content was shown in Table No. 2 and graphically presented in Figure No. 2. The data showed that total free amino acid content varied from (6.27 – 6.90 mg/100g) in various varieties of spine gourd.

Table 2. Variation in Total Free Amino acid content (g/100g) in spine gourd variety/germplasm

S. No.	Verities/germplasm	Total Free Amino Acid content (mg/100g)
1.	Arka Bharat	6.29
2.	Kiron Mala	6.89
3.	NDMD-5,1	6.68
4.	Kheri-3,1	6.67
5.	Krishnapur	6.81
6.	RFM-37	6.61
7.	NDMD-2	6.90
8.	Kheri-LMP	6.81
9.	PHULE-MD-5,1	6.75
10.	Ambika-K-13,6	6.27
	'F' test	Sig
	SE m+₁	0.014
	CD at 5%	0.041



Pic 4. Raw vegetable (Spine gourd)

Maximum total free amino acid content was found NDMD-2 (6.90 mg/100g) in variety followed by Kiron Mala (6.89 mg /100 mg) in variety. Minimum total free amino acid content was found variety Ambika-13,6 (6.27 mg/100g) followed by Arka Bharat (6.29 mg/100g) significant correlation was obtained recording total mineral in various spine gourd variety in present investigation.

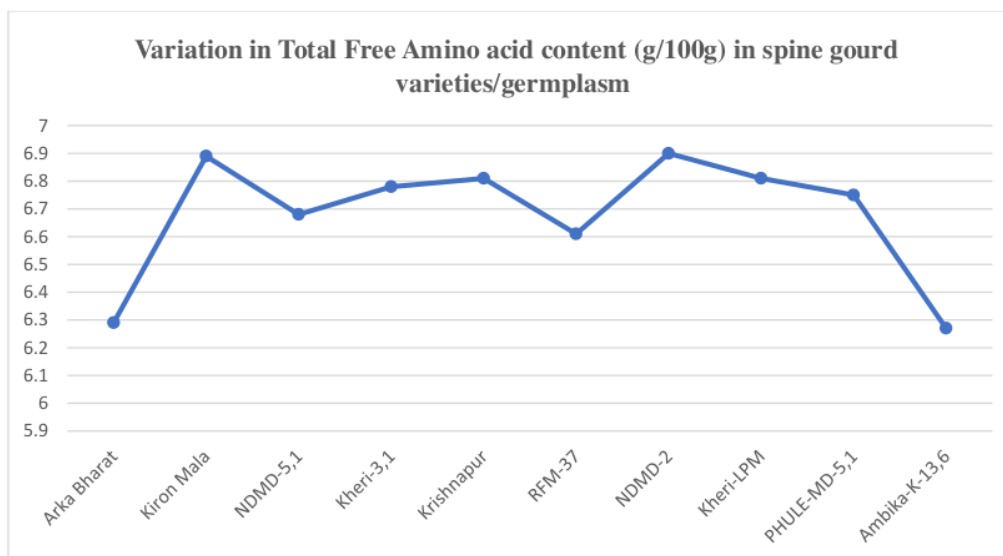


Fig. no. 2. Variation in Total Free Amino acid content (g/100g) in spine gourd variety/germplasm

DISCUSSION

The findings of present have been shown in the preceding chapter and are being discussed, elucidated and interpreted in the light of accepted principal of Biochemistry and supported by literature cited.

1. Protein content

The data pertaining to protein content have been shown in Table 1 The table highlights that protein content varied from 2.94 - 3.09(mg/100g) in various varieties of spine gourd. Maximum protein content was found in (3.09 mg) Kheri -3,1 which was significantly superior over the rest of variety followed by 3.06 mg in variety NDMD-5 and RFM-37 varieties. Spine gourd germplasm and observed that an increase in the amount of protein due to rainfall in comparison to no rainfall. These results are in closed with Yadav and Srivastava (2002), Sreerama *et al.*, (2010), Abu-Salem and Abu-arab (2011), Sreerama *et al.*, (2012) [10, 11, 12, 13].

2. Total free amino acid content

Total amino acid content in all varieties and germplasm of spine gourd was found in the range of (6.27 – 6.90 mg/100g) mg. Maximum total free amino acid was noticed in variety NDMD-2 (6.90 mg/100g) followed by Kiron Mala (6.89 mg /100 mg). Total free amino acid content varied significantly in all the variety and germplasm of spine gourd. The similar findings have been recorded by Islam *et al.* (1991)[14] in spine gourd.

SUMMARY

The present investigation entitled “Protein and Total Free Amino acid evaluation of improved and local varieties/germplasm of Spine gourd (*Momordica dioica* Roxb.). The physical and biochemical characters of spine gourd were recorded after the harvest of crop. The biochemicals evaluation of the spine gourd just after harvest. The fruit after the harvest were collected and brought to biochemical laboratories for analysis. The result obtained are summarized as below:

1. Protein content was recorded maximum in Kheri-3,1 (3.09mg/100g) variety and lowest was found in Arka Bharat (2.94mg/100g) variety.
2. Maximum Total free amino acid content was found in NDMD-2 (6.90mg/100g) variety and minimum Total free amino acid content was found in Ambika-K-13,6 (6.27 mg/100g) variety.

CONCLUSION

On the basis of physical and biochemical observation it can be concluded that the germplasm Arka Bharat are very useful because these are good source of protein content (3.09mg/100g) in Kheri-3,1 followed by variety Kheri-LMP, RFM-37 and NDMD-5 (3.06mg/100g), total free amino acid content found in variety NDMD-2 (6.90mg/100g).

REFERENCES

1. Rai GK, Singh M, Rai NP, Bhardwaj DR and Kumar S. In vitro propagation of spine gourd (*Momordica dioica* Roxb.) and assessment of genetic fidelity of micro-propagated plants using RAPD analysis. *Physiol. Mol. Biol. Pl.* 2012;18(3):73-80.
2. Wargovich MJ. Anticancer properties of fruits and vegetables. *Horticulture Science* 2000;2(1):73-575.
3. Tomas-Barberan FA and Espin JC. Phenolic compounds and related enzymes as determinants of quality in fruits and vegetables. *J Sci. Food Agric.* 2001;5(1):853-876.

4. Baratakke RC, Patil CG, Poornima B and Sankannavar SH. Molecular tool for sex identification (female) in *Momordica dioica* Roxb with reference to medicinal values. *International Journal of Ayurveda and Pharma Research*, 2013;4(4):487-490.
5. Sharma GK. Medical ethnobotany in the Shivalik Range of the Himalayas, *Journal of the Tennessee Academy of Science*. 2004;7:12-14.
6. Sadyojatha AM, Vaidya VP. Chemical constituents of rhizome of *Momordica dioica* Roxb. *International seminar on recent trends in pharmaceutical sciences*. 1995; 46:18-20.
7. Jha DK, Koneri R and Samaddar S. (2019) Antidiabetic Activity of Phytosaponin in STZ Induced Type I Diabetes in Rats. *Research J. Pharm. and Tech*, 2019;12(8):3919-392.
8. Lowry's OH, Roserbrough NJ, Farm AL and Randall RJ. Protein measurement with folin phenol reagent. *J. Biochem*. 1995;193-265.
9. Jayarama, J. Laboratory manual of Biochemistry. *Willey Eatern Ltd*. New Delhi. 1981.
10. Yadav V and Srivastava GP. Biochemical composition and nutrition value of important genotypes of spine gourd (*Momordica dioica* L.) *India J. of Agriculture Biochemistry*. 2002;15 (1/2):45-50.
11. Sreerama YN, Neelam DA, Sashikala VB and Pratap VM. Distribution of nutrients and antinutrients in milled fractions of spine gourd fruit coat phenolics and their distinct modes of enzyme inhibition. *Journals of Agriculture and food Chemistry*. 2010;58 (7): 4322-4330.
12. Abu-salem FM and Abou-Arab EA. Physico-chemical properties of temphe produced from spine gourd seeds. *J. Americ. Sci*. 2011;7 (7):107-118.
13. Sreerama YN, Sashikala VB, Pratap VM and Singh V. Nutrition and antinutrients in spine gourd fruit: evaluation of their flour functionality, *food Chemistry*. 2012;131(2):462-468.
14. Islam MR, Hirayama H, Funatsu G. Complete Amino Acid Sequence of Luffin-a, a Ribosome-inactivating Protein from the Seeds of *Luffa cylindrica*. *Agric. Biol. Chem.*, 1991;55:229 - 238.

Protein and Total Free Amino Acid Content evaluation of improved and local varieties/germplasm of Spine gourd (Momordica dioica Roxb.)

ORIGINALITY REPORT

35%

SIMILARITY INDEX

PRIMARY SOURCES

1	www.thepharmajournal.com Internet	171 words — 8%
2	www.plantsjournal.com Internet	150 words — 7%
3	ijpsr.com Internet	110 words — 5%
4	krishikosh.egranth.ac.in Internet	95 words — 4%
5	www.chemijournal.com Internet	38 words — 2%
6	www.phytojournal.com Internet	32 words — 2%
7	Simon-Sarkadi, L.. "Deletions of chromosome 5A affect free amino acid and polyamine levels in wheat subjected to salt stress", Environmental and Experimental Botany, 200706 Crossref	29 words — 1%
8	shodhganga.inflibnet.ac.in Internet	26 words — 1%

9	www.authorstream.com Internet	25 words — 1%
10	dac.umt.edu.my:8080 Internet	11 words — 1%
11	link.springer.com Internet	11 words — 1%
12	www.mdpi.com Internet	10 words — < 1%
13	ejplantbreeding.org Internet	9 words — < 1%
14	www.scribd.com Internet	9 words — < 1%
15	moam.info Internet	8 words — < 1%
16	Kornélia Leskó, Éva Stefanovits-Bányai, István Pais, Livia Simon-Sarkadi. "EFFECT OF CADMIUM AND TITANIUM-ASCORBATE STRESS ON BIOLOGICAL ACTIVE COMPOUNDS IN WHEAT SEEDLINGS", Journal of Plant Nutrition, 2002 Crossref	6 words — < 1%

EXCLUDE QUOTES ON
EXCLUDE BIBLIOGRAPHY ON

EXCLUDE SOURCES OFF
EXCLUDE MATCHES OFF