

Original Research Article

THE RESPONSE OF LOCAL WHITE GUINEA YAM CULTIVARS TO THE VINE CUTTING PROPAGATION TECHNIQUE USING LOCALLY AVAILABLE ROOTING SUBSTRATES

ABSTRACT

Good quality planting materials for yam cultivation is a major challenge and adapting the most preferred local varieties to high ratio propagation methods such as the vine cutting could help ameliorate this constraint. An experiment was conducted in the screen house at CSIR-Savanna Agricultural Research Institute to assess the response of cvs 'Labako', 'Nyamenti' and 'Kpamyo' (check) to the vine cutting under different substrates. The experiment was 3 x 6 factorial arranged in a completely randomized design with 3 replications. Single node cuttings were obtained from 3 months old plants and established in the various rooting substrates (carbonized rice husk; fermented rice bran; aged rice husk; top-soil, cocopeat and carbonized rice husk +top-soil; 2:1). Highly significant differences ($P < 0.001$) existed in main effects and interaction of the factors. All cultivars attained 100 % survival in CRH (carbonized rice husk) and cocopeat. Kpamyo and Nyamenti had 89.6 % regeneration in cocopeat, FRB (fermented rice bran) and CRH. Labako exhibited the maximum shoot growth (31 cm) in CRH while the minimum one (10 cm) was observed in ARH (aged rice husk) for Kpamyo. 6 nodes were produced by Nyamenti in CRH, while Kpamyo produced 3 nodes in same substrate. Labako initiated 88 % tuberization, higher than Kpamyo with 75 %. Generally, the cultivars were successfully adapted to the vine-cutting technique in CRH, FRB (locally available) as well as cocopeat hence less expensive to acquire and therefore recommended for cost-effective single node propagation of the popular local yam cultivars.

Keywords: Vine cutting, seed yam, Rooting substrate, Single node

INTRODUCTION

Yam, a multi-species starchy tuber crop of the genus *Dioscorea*, is widely cultivated in the tropics. It is regarded as one of the most important staple food crops to over 400 million people in West Africa and provides a vital source of dietary carbohydrates, proteins, minerals, vitamins, and small amount of lipids and income to growers [1]. It is also a source of pharmaceutical compounds and secondary metabolites used for industrial and pharmaceutical purposes [2], while the peels are used to feed livestock [3].

Yam cultivation in Africa covers over 8.6 million hectares, with an annual production of over 73 million tons [4]. More than 98% of the global yam production occurs in Africa, predominantly the "yam belt" of West Africa where the most produced yam species originated [5, 6].

Availability of quality planting materials is a major constraint in yam production.

The crop is primarily vegetatively propagated using tubers, even though botanical seeds emanating from controlled and open pollinated crosses are used in breeding [7]. Nearly, 10,000 seed weighing between 0.2 to 1 kg each, are required to cultivate a hectare in traditional yam farming system [8]. Sole production of seed yam for the next seasons planting is rare. Farmers therefore reserve small tubers between 250 g and 1000 g after harvesting and use as planting material for the next season. As much as 30% of the harvest constitutes the planting material for the next season's crop on a similar area as the previous year [9]. Seed yam not only scares but also expensive, representing in some cases for as much as 63% of the total variable cost of yam production [10].

Traditional methods of yam propagation, such as small whole tubers or cut setts, have a multiplication ratio of 1:6 to 1:8, while the mini-setts technique have a 1:20 to 1:40 [11]. This low multiplication rates slows down the supply of superior yam genotypes to producers and limits the expansion of yam cultivation. Beside the low multiplication ratios with the traditional method of yam propagation, the materials are prone to yam mosaic virus, root knot nematodes (*Scutelonema bradys* and *Meloidogyne spp.*) fungi, bacteria diseases when they are planted due to the recycling of the seeds.

New methods have been developed to mitigate some of the constraints of seed yam quality and quantity. These modern techniques include tissue and organ cultures, aeroponics and semi autotrophic hydroponics (SAH). Although the tissue and organ culture technologies are the fastest method of multiplying disease free propagules, they are faced with challenges such as high costs of establishment, skilled personnel and specialized equipment. The vine cutting technique is a simple and low cost approach to rapidly increase yams' proliferation rate to over 1:300 while producing seed yams that are free of pathogens [12]. There is no rivalry with the accessibility of yam for consumer use, because the whole tuber is retained for consumption when using the vine cutting approach, thereby improving the economic value of the yam crop [13, 14]. Single node vine cuttings are successfully established in rooting substrate including carbonized rice husk and cocopeat produces mini tubers between 1g to 6g which can then be used to produce seed yam of 160 to 250g [12]. The vine cuttings can equally be established in the field for direct production of seed yam, circumventing the mini tuber stage, however, shading and supplementary irrigation are required in the first 6 weeks for good plant establishment.

The vine cutting technique has been optimised and currently in use with great success rate for the improved yam varieties such as Kpamyo and Asiedu / Mankrong Pona in both Ghana and Nigeria. The local varieties or landraces are generally known to be recalcitrant and do not respond well to the high ratio multiplication techniques including tissue culture and the mini-sett techniques. These local varieties are however in high demand locally and internationally and currently dominate the yam production system due to their superior culinary and organoleptic properties, hence the need to explore ways of rapidly produce more seeds.

An important factor required for successful establishment of single node vine cuttings is the growing media or rooting substrate. Vine cuttings of some *Dioscorea rotundata* has been successfully established in rooting substrates including carbonized rice husk and cocopeat [15]. However, these rooting substrates, particularly cocopeat come with an exorbitant cost and not readily available as it is imported. Hence the need for alternative cost effective locally available rooting substrates for the vine cutting technique. This research therefore investigated the response of two cherished local cultivars of white yam in Ghana "Labako" and "Nyamenti" to the vine cutting technique using some locally available rooting substrates.

MATERIALS AND METHODS

Source of Planting Materials

The study was carried out in a screen house at CSIR- Savanna Agricultural Research Institute, Nyankpala, Ghana. The institute lies on 9°24'23.5"N. 0°59'17.6"W.

Twenty small tubers of average weight of 2g each of Labako, Nyamenti, and Kpamyo (check) were obtained from the yam improvement unit of the institute. The tubers were stored at room temperature for 60 days to break dormancy. In order to establish the mother stands of these varieties to be used as sources of single node cuttings, the mini tubers were planted in nursery bags filled with coco peat and arranged according to variety. Two weeks after their establishment, the newly emerged plants were given a boost by applying NPK 15-15-15-10 S fertilizer at 3 g/plant to promote the growth.

Treatment Applied in the Research

Different substrates were used as rooting media for sprouting of the single node vine cuttings, including: TS (top-soil) (negative control), CRH, cocopeat (positive control), CRH + Top-soil (2:1), FRB and ARH. The rooting substrates and planting materials used in the study are shown in Figure 1).




Figure 1: Treatment applied in the study [Six different rooting Substrates (A: CRH; B: FRB; C: ARH; D: Top-soil; E: cocopeat; F: CRH+ Top-soil; 2:1) and G: minitubers (< 10 g)]

Preparation of Rooting Substrates

Carbonized Rice Husk

The incomplete or partial burning of rice husks results in CRH. In this process, it is converted to carbon by pyrolysis at temperatures usually more than 400 °C with small amount of oxygen [16]. A pyrolysis temperature below 400 °C was adopted in this study [17]. A chimney with a cone-shaped base and pores is used to carbonize the rice husk. A fire wood was lighted to initiate the carbonization, and it was immediately covered by the chimney. The rice husk was then directly loaded over the furnace, forming a cone that comes into contact with the chimney. The rice husk was repeatedly turned for 2 hours [18] to attain uniform combustion. When the rice husk had completely turned to black from brown, it was spread on a levelled cemented surface and water was sprinkled on it to end the burning. After being carbonized, the resultant rice husk (biochar) was prepared for use.

Fermented Rice Bran

In the screen house, the rice bran was fermented aerobically [19] by piling it up on a black plastic sheet, moistening it with water, and covered for two months at a temperature of 25 to 40 °C in the screen house. Within the first several days, the content's temperature rose quickly and significantly up to 70 °C, showing the metabolic activity of the microorganisms in the heap [20, 21]. The quality of the compost depends on this period of maximum heating since it kills pathogens and weed seeds. After that, the FRB was opened and spread out to dry on the plastic sheet for 3 days. The FRB was ready for use.

Aged Rice Husk

The pile of rice husks was exposed to the sun for a full year. The husks become whitish-brown as they age.

Cocopeat

The cocopeat block was submerged in water for four hours for optimal water absorption and to loosen it. Because cocopeat is extremely absorbent and is likely to accumulate a lot of salt [22], it was crucial to wash it thoroughly. Washing it in fresh water would reduce the salt concentration, making it ideal for plant growth.

Single Node Vine Cuttings Preparation and Propagation

Lateral vines were excised from 3 months old plants in the morning and dipped in clean water to keep the vines hydrated. The single nodes were excised using sharp scissors and were quickly immersed in a mancozeb solution of 4 g/L. The single node vine cuttings were planted in seed trays (12 x 6 cells) filled with moist rooting substrates. Planting was accomplished by covering the node's base, including the cut stalk with the substrates (Figure 2).

Design of Experiment and Data Collection

The experiment was conducted in a Completely Randomized Design (CRD) with 18 treatments consisting of 2 factors. The factors were rooting substrates at six levels [CRH, FRB, TS (top-soil), cocopeat, CRH+ top-soil (2:1) and ARH] and varieties (Nyamenti, Labako and Kpamyo (check)). Each experimental unit or plot comprised 16 single node vine cuttings replicated thrice.

Eight plants were sampled per plot for data collected on the following parameters: 1) Plant survival: Number of plants established per plot was counted and recorded. 2) Regeneration of single nodes: This was assessed by counting the number of single node vine cuttings that developed new shoots. 3) Number of shoots per plant: This was counted for each regenerated nodal cutting. 4) Plant / shoot height: The plant or shoot height of individual plants was measured. 5) Number of roots: This was counted for each regenerated plant. 6) Root length: The length of roots per plant was measured. 7) Number of nodes and (8) leaves per plants were counted and recorded. (9) Plant establishment or survival of single node cuttings was assessed at 4 weeks after planting by counting the number of established plants per treatment. 10) Tuber initiation: The number of single node cuttings that developed small tubers were also counted and recorded. Plant survival and regeneration was assessed at 4 weeks after planting (4WAP), while data on the remaining parameters were recorded at 6 weeks after planting (6WAP).




Figure 2: Steps involved in the single node vine cutting propagation [H: established mother plant for vine cuttings, I: harvested vine, J: excised single nodes and K: single nodes planted in six varieties of substrates]

Statistical Analysis

The resulting data were subjected to analysis of variance (ANOVA) and least significant difference (LSD) at $P \leq 0.05$ threshold of significance was used to examine the differences in means between the substrates and genotypes.

RESULTS

Percentage Survival of Single Node Vine Cuttings

There was highly significant ($P < .001$) difference in both main and interaction effects for percentage survival of single node cuttings at 4 weeks after planting (Figure 3). Kpamyo recorded 100% plant survival rate on all the substrates with the exception of fermented rice husks (FRH) where 97.9% of the nodal cuttings survived. Labako recorded 100% survival rate in CRH, cocopeat and CRH + top soil while 93.8% was recorded in both top soil and ARH. For Nyamenti, 100% survival was observed for CRH and cocopeat, followed by CRH + top soil and FRH with 97.9% and 93.8%, respectively, while the lowest was with top soil (72.9%)

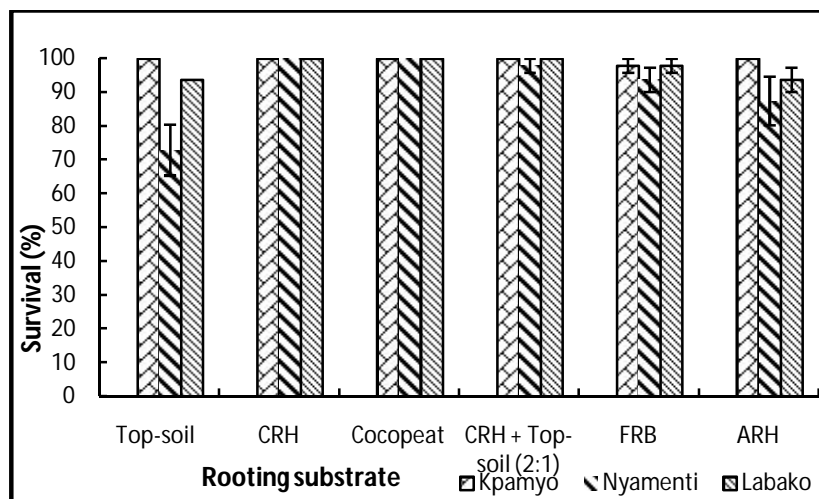


Figure 3: Percentage survival of single nodes in different rooting substrates.

Percentage Regeneration of the Nodal Cuttings

Analysis of variance revealed significant differences among the varieties (V), substrates (S) and VxS interaction for percentage regeneration of the single node vine cuttings. Kpamyo variety recorded the highest regeneration of 89.6% in the positive control (cocopeat) and ARH (Figure 4), followed by FRB and CRH with 85.4 and 77.1% respectively. Similarly, Nyamenti variety had a higher regeneration rate of 89.6% but in CRH, followed by the ARH with 77.1%. Nodal cuttings of Labako planted in CRH gave the highest regeneration of 87.5% followed by ARH with a regeneration rate of 60.4%. The lowest regeneration rate of single node vine cuttings of all three varieties was observed in the top soil treatment, except for Labako where the lowest was recorded by CRH + top soil. The positive control, cocopeat was outperformed by CRH and ARH for Nyamenti and CHR, ARH, top soil, and FRH for Labako for this trait. (Figure 5 A&B shows 6 weeks old regenerated single nodes).

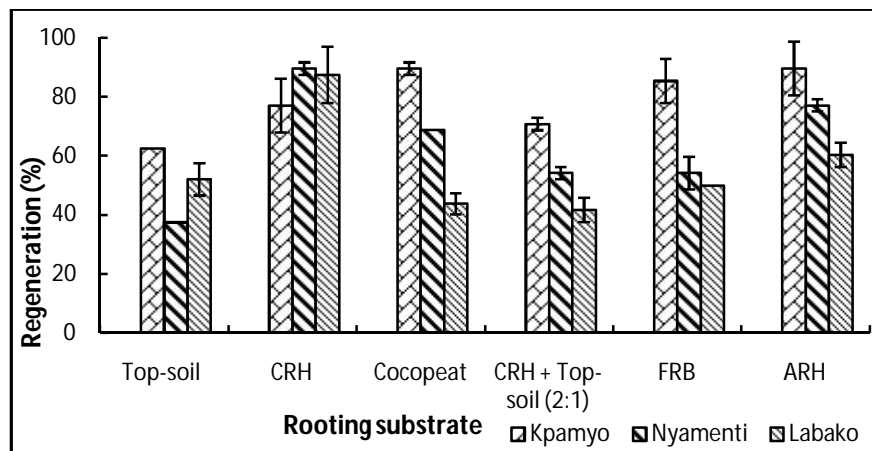


Figure 4: Percent regeneration/sprouting of single nodes in different rooting substrates.




Figure 5: regenerated single node vines [L: regenerated shoots from single node vines; M: roots and tuber formation from the nodal vine cuttings]

PercentageTuberization of Single Nodes at 6 Weeks After Planting

There was significant difference among the varieties and substrates for percentage tuberization of the nodal cuttings at 6 weeks after planting while the interaction effect was not statistically significant. Labako recorded the highest tuberization of 87.9 %, followed by Kpamyo with 75.4 %, and the lowest of 71.5 % for Nyamenti (Figure 6 A)

The positive control (cocopeat) had the highest of 88.2 % mean tuber formation, followed by FRB and CRH + top soil with 84.0 and 83.3 %, respectively (Figure 6 B). The lowest tuberization (60.4%) of the nodal cuttings was observed in ARH treatment.

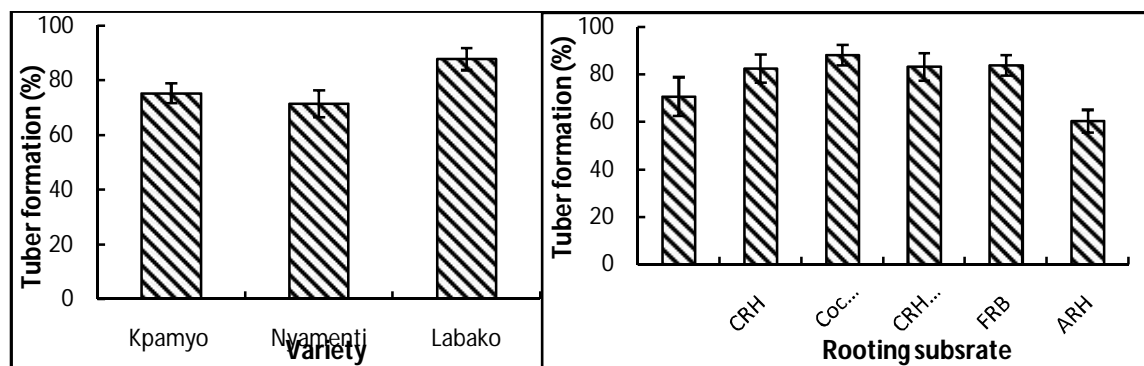


Figure 6 A: Tuber initiation effect by variety **6 B:** Tuber initiation effect by substrate

Number of Roots per Plant

Highly significant ($P < 0.001$) variability was observed for the main effects of variety and substrate as well as the interaction effects for number of roots. The highest number of roots for all the 3 white yam varieties was observed in **FRB** treatment (Figure 7), outperforming both positive and negative controls.

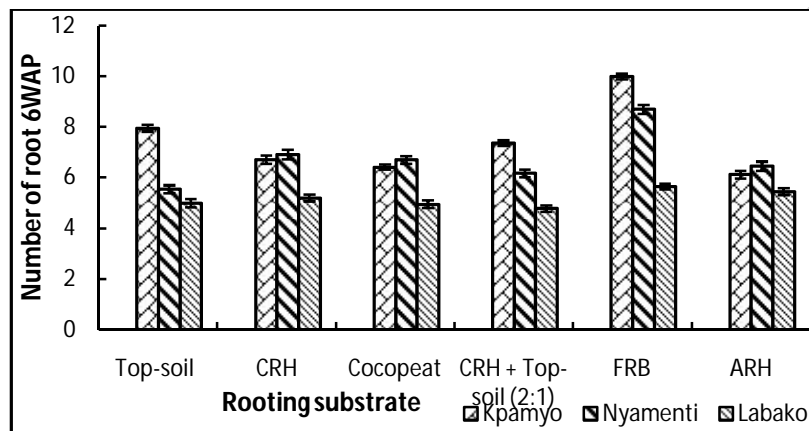


Figure 7: Number of roots per plant at 6 weeks after planting in different rooting substrates.

Number of Shoots per Plant at 4 Weeks After Planting

Highly significant ($P < 0.001$) difference was found in major effect and the interaction effect for the mean number of shoot (Figure 8). Nyamenti produced 1.8 mean number of shoots per plant in **CRH** and 1.5 in top-soil and **FRB**, while the rest of the varieties produced less than 1.5 mean number of shoots per plant in the other rooting substrates.

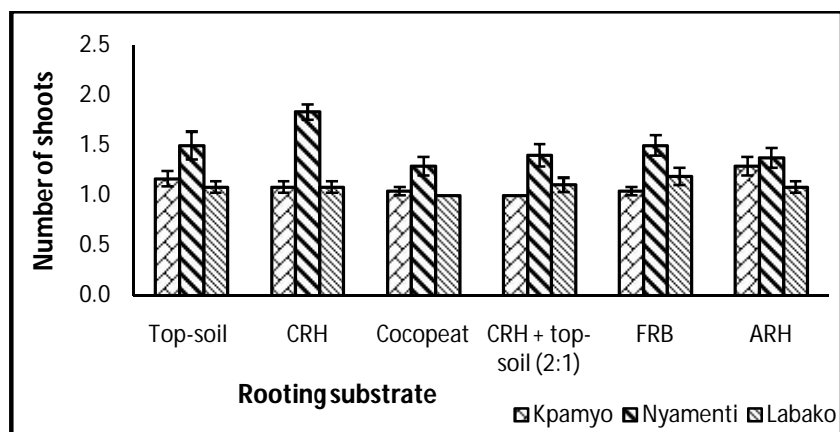


Figure 8: Number of shoots per plant at 4WAP as influenced by different rooting substrates.

Height of Shoot at 6 Weeks After Planting

Significant variability existed in main factor and interaction effect for height of shoot per plant in 6 weeks after planting (Figure 9). Kpamyo had the longest shoot of 17.2cm in FRB while the shortest shoot length of 10.0cm was found in ARH at 6 weeks after planting. Nyamenti in the positive control (cocopeat), recorded highest shoot length of 21.7cm, followed by 17.1cm in CRH and 16.9cm in FRB. However, the least height of 10.8cm for Nyamenti was observed in ARH. Labako had their shoot grew as high as 30.7 cm in CRH, which was more than twice the growth in the ARH.

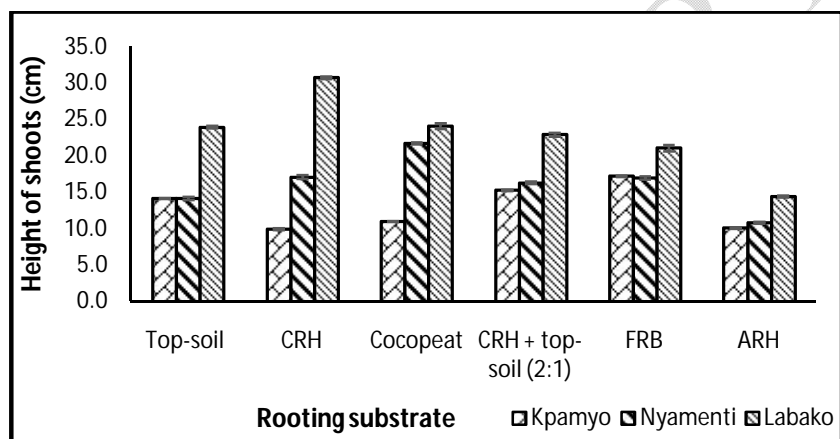


Figure 9: Height of shoot per plant in 6 weeks after planting in different rooting substrates.

Number of Nodes per Plant at 6 Weeks After Planting

Significant variability existed in main factors and interaction effect for number of nodes per plant (Figure 10). The highest number of 6 nodes per plant was recorded by Nyamenti planted in CRH, followed by Labako in the same substrate. The maximum number of nodes for Kpamyo was found in FRB treatment whereas the lowest number of nodes for all the varieties was encountered when the nodal cuttings were planted in ARH.

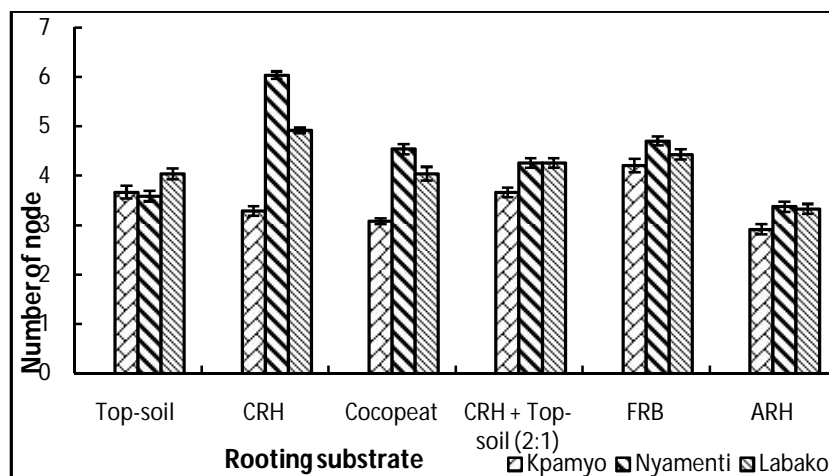


Figure 10: Number of nodes per plant of three yam varieties planted in different rooting substrates.

Number of Leaves per Plant at 6 Weeks After Planting

The number of leaves per plant of the nodal cuttings varied significant ($P < 0.001$) with variety, rooting substrate and their interaction effect. The highest number of leaves of 5.4 and 4.0 for Nyamenti and Labako, respectively, was observed in CRH treatment, while that of Kpamyo occurred in FRB substrate (Figure 11). Number of leaves was intermediate with the positive control (cocopeat) for all the three varieties. The lowest number of leaves per plant for Kpamyo was in the CRH, for Nyamenti in top soil and Labako in ARH.

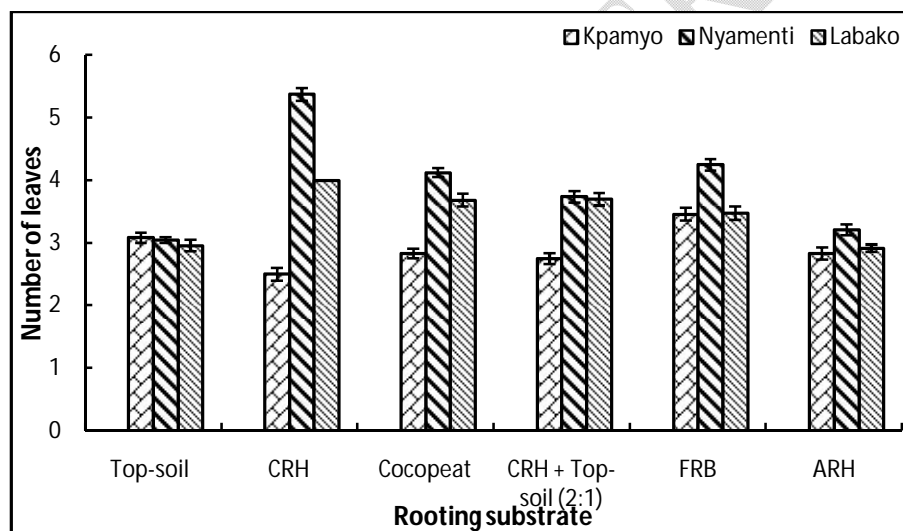


Figure 11: Number of leaves per plant of three white yam varieties established from single node vine cuttings in different growth substrates

DISCUSSION

Vine cutting approach, according to [14], offers an easy and quick alternative for a high-output seed yam production and can satisfy the demand for the speedy dissemination of planting materials of improved and clean varieties to a considerable number of yam growers.

The findings from this research are corroborated by [23], who indicated that the use of a single node was efficient in their study for convenience of planting as nodal propagation.

The response of all the elite landraces of white guinea yam to the vine cutting technique was high as the mean survival rate, ranged from 93-100 % in all the rooting substrates except the negative control and ARH for Nyamenti. Also, these landraces had optimum regeneration in CRH while Kpamyo attained highest regeneration in the positive control (cocopeat) and ARH, than any other substrate. The result suggests that the CRH has the potential of regenerating both landraces at a higher rate. This is consistent with the report that using clean, disease-free material resulted for good plantlet establishment, high survival rates (98 %) and high shoots development (96 %) in screenhouse-derived plants [24].

All the local yam varieties studied showed tremendous rooting, with a mean number of roots per plant ranging from 5.7 -10.0 in FRB, higher than that of 5.0-6.7 root per plant in the positive control (cocopeat), while the minimum of 4.8 mean number of roots was obtained in CRH + top-soil; (2:1). Furthermore, Kpamyo had maximum shoot growth in FRB with 17.2 cm, higher than 11.0 cm in the positive control (cocopeat) within 6 weeks.

Nyamenti however produced the longest shoots in the positive control (cocopeat) with 21.7 cm. The shoot length of Nyamenti and Kpamyo in CRH and FRB was statistically similar. However, the minimum shoot height for Nyamenti was obtained in ARH. Labako as well had optimum shoot height of 30.7 cm in CRH. These suggested that, CRH, FRB and the positive control (cocopeat) are suitable for seedling production of the local varieties using single nodes. The result was supported by the study of [24] which demonstrated that growing seed yam tubers from vine cuttings without the use of hormones was achievable and could be a viable method of accomplishing this at a minimal production cost.

Additionally, at 4 weeks after planting, virtually all of the vine cuttings planted in nursery bags had successfully rooted (98 %) and more than 95 % of the rooted vines had produced fresh shoots and developed into full plants with new leaves [25], as observed in this study where regenerated vines of Kpamyo developed 4.2 and 3.3 nodes per plant in FRB and CRH respectively. Whereas Nyamenti had twice the average number of nodes of Kpamyo in the same medium (CRH). Labako as well produced 4.9 nodes in CRH. Due to the high C: N ratio of 85:1 and abundance in lignin and silica in fresh rice husk, it is difficult to decompose. They degrade quite slowly and have been demonstrated to be less effective for plant production than other forms of husks [26]. As observed in this study, where CRH and FRB outperformed the ARH which was left exposed to decompose naturally.

The positive control (cocopeat) exhibited the highest of 88.2 % mean tuber formation, followed by FRB with 84.0 %, and 83.0 % in CRH and CRH + top-soil; (2:1). This implies, the by-products of rice (CRH and FRB) can be used efficiently for seed tuber production with the single node vine cutting approach. This was in line with the findings from [24] that revealed that (95 %) of the screenhouse-derived plant tubers were initiated. [27], also obtained 30 % and 20 % of the tubers to be initiated from hormone treatment and hormone-free, respectively. [28], also reported that vine cuttings technique with *Dioscorea rotundata* was used and generated small tubers at 100-120 days that might be used for germplasm exchange and for the propagation of seed tubers.

CONCLUSION

Through single node vine cutting, these local varieties were efficiently regenerated.

Following the research's findings, vines cut from 12 weeks old plants successfully regenerated (87.5 to 89.6%) within 4 weeks after planting in different rooting media.

The study indicated that, the regenerated plants of the various cultivars developed in different rooting media in diverse ways. Nyamenti produced shoots length of 21.7 cm in cocopeat with 6.6 nodes in CRH, whereas Labako produced shoots length of 30.7 cm in CRH with an average of 4.9 nodes. Therefore, adopting single node cuttings technique to propagate Nyamenti, Kpamyo and Labako cultivars, and the use of CRH, FRB, and cocopeat rooting media have proved to be favourable for plant establishment and growth.

For the three cultivars, the rooting media performed differently in terms of development of the mini-tubers. The best results were obtained with cocopeat (88.2%), then FRB (84.0%), CRH, and CRH + top-soil; (2:1) (83.0%).

Generally, all the studied varieties responded well to the single node vine cutting technique by producing healthy seedlings with mini tubers for healthy seedlings and mini tubers, indicating the potential to addressing the issue of insufficient planting materials and to facilitate the rapid dissemination of planting materials of these cherished local cultivars to numerous yam growers.

REFERENCES

1. Nweke FI. Yam in West Africa: Food, Money and More. East Lansing, Michigan: Michigan State University Press. 2016.
2. Obidiegwu JE, Lyons JB, Chilaka AC. The *Dioscorea* Genus (Yam)—An appraisal of nutritional and therapeutic potentials. *Foods* 2020, 9, 1304.
3. Adegun MK. Comparison of the growth and economic values of maize and yam peel based supplement fed to West African dwarf rams. *J. Ani. Sci. Liv. Prod.* 2020, 4, 2. www.imedpub.com
4. Food and Agriculture Organization Corporate Statistical Database .Food and Agriculture Organization of the United Nations. FAOSTAT Statistical Database. Rome. 2020. <https://www.fao.org/faostat/en/#compare>
5. Scarcelli N, Cubry P, Akakpo R, Thuillet AC, Obidiegwu J, Baco MN, Vigouroux Y. Yam genomics supports West Africa as a major cradle of crop domestication. *Sci. Adv.* 2019. 5, 56–68.
6. Sugihara Y, Darkwa K, Yaegashi H, Natsume S, Shimizu M, Abe A, Ohta A. Genome analyses reveal the hybrid origin of the staple food crop white Guinea yam. *Proceedings of the National Academy of Science.* 2020. www.pnas.org/cgi/doi/10.1073/pnas.2015830117
7. Darkwa K, Olasanmi B, Asiedu R, Asfaw A. Review of empirical and emerging breeding methods and tools for yam (*Dioscorea* spp.) improvement: status and prospects. *Plant Breeding.* 2020. 3, 474–497.
8. Orkwor GC, Asadu CLA. Agronomy. In G. C. Orkwor, R. Asiedu, & I. J. Ekanayake (Eds.), *Food yams: Advances in research* (pp. 105–141). Ibadan: International Institute of Tropical Agriculture. 1998.
9. Agbarevo MNB. An evaluation of farmers' adoption of yam mini-sett technique in cross-river state, Nigeria. *Eur. J. Res. Soc. Sci.*, 2014. 2(4), 1–9.
10. Ogbonna MC, Anyaegbunam HN, Asumugha GN. "Price Response Analysis of Yam Tubers in Southeastern Nigeria: Evidence from Two Major Markets in Abia State." *J. Far. Manag. Nig*, 2011,12 (2): 34–40.
11. Otoo E, Anyakanmi TG, Kikuno H, Asiedu R. In Vivo Yam (*Dioscorea* spp.) Vine Multiplication Technique: The Plausible Solution to Seed Yam Generation Menace. *J. Agric. Sci.* 2016, Vol. 8, No. 2; 2016
12. Aighewi B, Maroya N, Kumar PL, Balogun M, Aihebor D, Mignouna D, Asiedu R. Seed Yam Production Using High-Quality Minitubers Derived from Plants Established with Vine Cuttings. *Agronomy* 2021, 11, 978. <https://doi.org/10.3390/agronomy11050978>
13. Aighewi BA, Asiedu R, Maroya N, Balogun M. Improved propagation methods to raise the productivity of yam (*Dioscorea rotundata* Poir.). *Food Sec.* 2015, Volume 7, Issue 4, pp 823–834. <https://link.springer.com/article/10.1007/s12571-015-0481-6>
14. Afolayan AO, Aladele SE, Jamaliddine ZO, Lawyer FE, Ilesanmi AO, Hassan KO, Ajongbolo FB, Adeoye BA, Olayode MN, Omosola O, Smith TA, Adekunle R, Afolabi K. Comparative Response of Five Varieties of *Dioscorea* Species (Yam) to Rapid Micro Propagation Using Single Node Vine Cuttings: A Measure towards Income Generation, Food Security and Biodiversity Conservation in Nigeria. *Proceedings of 6th NSCB Biodiver. Con; Uniuyo 2018* (107 – 116 pp)
15. Shiwachi H, Kikuno H, Asiedu R. Minituber production using yam (*Dioscorea rotundata*) vines. *Tropic. Sci.* 2005, 45(4), 163-169.
16. Kipnetich P, Kiplimo R, Tanui JK, Chisale PC. Optimization of combustion parameters of carbonized rice husk briquettes in a fixed bed using RSM technique. *Ren. Ene. Elsevier* 2022, vol. 198(C), pages 61-74.
17. Varela MO, Eva BR, Huang W-J, Chien C-C, Wang Y-M. Agronomic properties and characterization of rice husk and wood biochars and their effect on the growth of water spinach in a field test. *Journal of Soil Science and Plant Nutrition*, 2013, 13 (2), 251-266.

18. Claoston N, Samsuri AW, Husni MHA, Amran MSM. Effects of pyrolysis temperature on the physicochemical properties of empty fruit bunch and RHBs. *Waste Manage. Res.*, 32 (4) (2014), pp. 331-339
19. Matsuda S. Engineering of Microbial Garbage Treatment Plants. The Japan Society of Applied Physics, JJAP Conf. Proc., 4, 011401. 2016.
20. Suherman RS, Yamaguchi Y, Yanagihara A, Yamauchi T, Matsuda S. Effect of Rice Bran on Continuous Organic Waste Decomposition Processes. *Energy and Environment Research*; Vol. 9, No. 1; 2019. URL: <https://doi.org/10.5539/eer.v9n1p61>
21. Balogun M, Maroya N, Aighewi B, Mignouna D, Nelson M, Nickerson J. 2021. Manual for Seed yam production in Hydroponics system. International Institute of Tropical Agriculture (IITA) & Context Global Development (CGD). 34 pp.
22. Nyawade S, Parker ML. Cleaning coco peat for production of potato rooted apical cuttings. 2020. https://cgspace.cgiar.org/bitstream/handle/10568/110007/Cleaningcocopeatforproductionof%20potato_EB.pdf?sequence=5&isAllowed=y
23. Balogun MO, Ng SYC, Shiwashi H, Ng NQ, Fawole I. Comparative effects of explant source and genotype on microtuberization in *Dioscorea alata* and *Dioscorea rotundata*. *Tropic. Sci.* 2004, 44, 196 – 200.
24. Okunade OA, Kikuno H, Akoroda MO. Seed yam tuber production from vine cuttings. *Gh. J. Agric. Sci.* 2014, 48, 111-117.
25. International institute for Tropical Agriculture. Special feature: Seed yam using one node vine cuttings generated from plants in aeroponics system. Communication Office News, 2016, IITA, Ibadan, Nigeria. <http://bulletin.iita.org/special-feature-seed-yam-using-one-node-vine-cuttings-generated-from-plants-in-aeroponics-system/>
26. Thiyageshwari S, Gayathri P, Krishnamoorthy R, Anandham R, Paul D. Exploration of Rice Husk Compost as an Alternate Organic Manure to Enhance the Productivity of Blackgram in Typic Haplustalf and Typic Rhodustalf. *Int. J. Env. Res. Pub. Health.* 2018 Feb 17; 15(2):358. <https://pubmed.ncbi.nlm.nih.gov/29462990/>
27. Agele SO, Ayankanmi TG, Kikuno H. Effects of synthetic hormone substitutes and genotypes on rooting and mini tuber production of vines cuttings obtained from white yam (*Dioscorea rotundata*, Poir). *Afr. J. Biotech.* 2010, 9(30): 4714–4724. <http://www.academicjournals.org/AJB>
28. Kikuno H, Muanba K, Shiwachi H, Micho O, Asiedu R. Mini tuber production of white yam (*Dioscorea rotundata*) using vines. *Jap. J. Tropic. Agric.* 2006, 50(1): 1-3.