

Short Research Article

Nutritional Evaluation and Value Addition of Drumstick (*Moringaoleifera*) Leaves

ABSTRACT

The study was conducted by laboratory techniques in the department of Food Science and Nutrition, College of Community Science, Acharya Narendra Dev University of Agriculture and Technology, Kumarganj, Ayodhya, during the 2020-22 session. The study on title "Nutritional Evaluation and value addition of Drumstick Leaves" was undertaken to determine the physical and nutritional composition of immature and mature drumstick (*Moringaoleifera*) leaves. The proximate composition of drumstick leaves was investigated in the studies. The moisture content of fresh immature and mature leaves was found to be 73.8 and 71.6 %. Protein estimated by Lowery method, the protein content of immature leaves 22.22 and mature leaves 22.90 %. Crude fiber content in immature leaves 2.26 and mature leaves 6.68 %. According to proximate analysis of the all nutrient it has been found that in the drumstick leaves calcium in immature leaves 1990 mg /100 g and in mature leaves 2029 mg /100 g. Phosphorus value in immature leaves 337mg/100g and in mature leaves 350 mg /100 g that is higher than other nutrients. In this series Vitamin 'C' content in fresh immature leaves 216mg/100g and in mature leaves 207 mg /100 g. Fresh drumstick leaves were successfully used for preparing different nutritive food products-bhujia, paratha, saag and juice. Eating drumstick based food products is good for those suffering from malnutrition. *Moringa oleifera* leaf powder should be advocated for supplementation in household diets especially in rural and urban communities. Drumstick(*Moringaoleifera*) is one of the promising plants which could contribute to increased intake of essential nutrients and health promoting phytochemicals. Leaves can be consumed raw, boiled, or stored as a dry powder for several months without losing nutritious content.

Key words: Nutrition, Phytochemicals, Malnutrition, Supplementation, Health promoting, Mediatonal properties.

Introduction-

Moringaoleifera, Lam syn. *Moringapterygospema*, Gaertn (Family Moringaceae), is a small to medium-sized tree with creamy-white, sweetly scented flowers and light-green tripinnately complex foliage that makes it a focus point in the tropics and subtropics. It is origin of India that grows naturally in the sub-Himalayan areas of Northern India. It is commonly known as Sajina, drumstick tree (English); Sajna (Bengali); Horseradish tree, Sahinjan, mungna (Hindi); Sobhanjana, Sigru, Murunga, dvishiguru (Sanskrit) Murinna, Sevaga, Segata (Marathi); Sohanjana (Panjabi); Muringatishnagandha (Malyalam); and Sehjan (Urdu) in varied Indian languages and regions. It also thrives well in Pakistan, Bangladesh, Shri Lanka,

Comment [C1]: Italic

Comment [C2]: Unit of protein conten

Comment [C3]: (%)

Comment [C4]: italic

Comment [C5]: italic

Comment [C6]: give space

Comment [C7]: reference ?

Comment [C8]: Reference

Comment [C9]: native to

Comment [C10]: refrence?

tropical Africa, Arabia, Philippines, Cambodia and Central North and South America.(Pandey ~~A.P.~~, 2012)

Moringaoleiferais one of the promising plants which could contribute to increased intake of essential nutrients and health promoting phytochemicals. Moringaoleiferais the most well-known of the thirteen species of the genus Moringaceae. It is native to India but has been planted around the world and naturalised in many locales. Recent studies indicate that its leaves have immense nutritional value. They are loaded with vitamins, minerals and all of the essential amino acids. Moringa oleifera has in the past two decades been advocated as an excellent source of essential nutrients (protein, iron, calcium, vitamins, carotenoids, and others phytochemicals).(Madukwe, 2013)

Comment [C11]: italic

Comment [C12]: italic

Comment [C13]: Moringaceae

Comment [C14]: Reference ?

Almost every part of the drumstick, including the bark, root, flower, fruits, leaves and seeds are highly potential of proteins, vitamins, and minerals, including potassium, calcium, phosphorus, iron, folic acid, and beta carotene. It is described as “God has created one of the most amazing trees.” Leaves can be consumed raw, boiled, or stored as a dry powder for several months without losing nutritious content.(Pandey, 2012.)

Comment [C15]: Reference?

Moringaoleiferacontains higher amount of vitamin A than carrots, higher extent of vitamin C than oranges, more calcium and potassium content than milk and bananas respectively. Additionally, moringa is richer in iron than spinach by 9 times, also more in fibre than oats by 4 times, and a protein quality similar to that of egg and milk protein, which is more easily digested and absorbed. (Mahmood, 2010)

Comment [C16]: italic

Moringa trees are having a remarkable range of medicinal properties as high as nutritional values. Most parts of the plant., leaves, seeds, fruit or pods, roots, stem, and bark are used as medicines or foods in various countries with especial references to the traditional communities. (Fahal, 2018). Because of its chemical contents, Moringa oleifera is used as an alternative to imported dietary supplements in underdeveloped countries to treat and combat malnutrition, particularly among infants and nursing mothers. (Amabye, 2015)

Moringa is considered as a best friend of mothers. It results in tremendous increase in milk production of lactating women. It’s all parts; leaves, fruits root, gum, bark, seed, flower and seed oil are being used for cure different ailments i.e. inflammation, cardiovascular, intestinal, haematological and anti-fever. The seeds of Moringa exhibit antimicrobial activity and are acid in taste. Flowers of the Moringa contain nine essential amino acids, wax quercetin, glucose and sucrose. (Mushtaq, 2021)

Comment [C17]: mention the name of amino acids

Material and methods:

The study was conducted in the Department of Food Science and Nutrition, College of Community Science, Acharya Narendra Dev University of Agriculture & Technology, Kumarganj Ayodhya. The drumstick leaves, pods and seeds (*Moringaoleifera*) were procured/collected from different plants in the Acharya Narendra Dev University of Agriculture and Technology, Kumarganj and Krishi Vigyan Kendra, Barasin, Sultanpur. The procured/collected samples were utilized for physical analysis, chemical analysis and product development.

Comment [C18]: and

Comment [C19]: italic

For dehydrate the leaves were use the method: Collect the leaves, Washed with water, Drain in basket, Oven dry 60°C, Grinding in mixture, Stored in air tight containers.

Comment [C20]: which type water used for washing of leaves?

For moisture content was calculated by AOAC, 2000. For ash estimation in the sample was estimated by employing the standard method of analysis (AOAC, 2000). For Crude fat was estimated by employing the standard method of analysis (AOAC, 2000) using the Automatic SOCS plus Solvent Extraction System.

Crude protein content of the plant sample was estimated by Lowery et al., (1951). Reagent: 2% Na₂CO₃ in distilled water (reagent A), 0.5 % CuSO₄, NaOH in 1% copper sulfate, sodium hydroxide (reagent B), 50 ml of reagent (A) was mixed with 1 ml of reagent (B), reagent (C), Folin's reagent. The residue left after 80% ethanol extraction from protein analysis was hydrolyzed in 5.0 ml of 1 N NaOH for overnight and then centrifuged at 4000 rpm for 20 minutes. Supernatant was kept aside and residue was again hydrolyzed with 5.0 ml 1N NaOH for 1 hour and centrifuged. Both the supernatant were pooled and volume was made to 10 ml. The total protein was estimated in the supernatant by Folin's reagent. Procedure: 0.5 ml aliquot was taken in test tube, mixed with 5.0 ml of reagent (C) and allowed to stand for 10 minutes, thereafter, 0.5 ml of folin's reagent was added with instant mixing. After 30 minutes O.D. was read at 750 nm through Spectronic-20 against reagent the blank solution. A standard curve was prepared with graded concentration of bovine serum albumin.

$$\text{Protien}/100\text{g} = \frac{\text{G. F.} \times \text{O. D.} \times \text{Total volume}}{\text{Aliquot taken} \times \text{Weight of sample}} \times 1000$$

Crude fiber estimated by FIBRA PLUS FES 2 apparatus.

Dry matter: Moisture value was subtracted from 100; the difference gave values of available dry matter. Total carbohydrates estimated by NIN, 1983.

Vitamin C was estimated by employing the standard method of analysis (AOAC, 1980). This method is based on the reduction of 2,6-dichlorophenol indophenol dye by ascorbic acid. This dye which is blue in alkali solution and red in acid solution is reduced by ascorbic acid to colourless form. The solution is quantitative and practically specific for ascorbic acid in solution.

For minerals estimation by acid digestion, calcium was determined by flame-photometer, Jackson 1973. The phosphorus was determined in the digested leaves material by Vanadate-molybdate phosphoric yellow colour method as described by Jackson 1973.

$$\text{Protein content \%} = \frac{50 \times 100 \times B \times C}{A \times 1000000}$$

B stand for ppm, P in test solution taken for reading. C stand for 50 (digested volume is made up 50 ml). A stand for test solution in ml taken from the digested.

$$\text{Ca\%} = \frac{R \times 100 \times \text{Aiquate taken in ml}}{\text{Weight of sample} \times 1000000}$$

R stand for taken the reading by flame-photometer.

Product Development

Standardised of value added Products Development of drumsticks (*Moringa oleifera*) preparation of drumstick leaves saag, ingredients use are Drumsticks leaves-120g, Grams flour/ maze flour- 10 g, Mustard Oil-15 ml, Onion-35g, Garlic- 4 clove, Green chili-1, Salt- ¼, Garam masala- 2.5 g. Method of cooking Washed the drumstick leaves and, then cook it in a pressure cooker with little water. Open the pressure cooker and added gram/ maze flour and mix properly. Take a pan, added oils to it and heated it. Added chopped green chillies, onion, garlic and sauted it. Added mash leaves, gram masala and cover and cook. Serve the prepared drumstick saag with roti and rice.

Preparation of drumstick leaves bhujia are use the ingredients drumsticks leaves – 100 g, Potato- 15 g, Garlic-4 clove, Oil- 15 ml, Onion- 15 g, Green chili- 1, Salt- 1/4tsp. Method of cooking Washed the drumsticks leaves and chopped finely. Took a pan, added oil to it and heated it. Added chopped green chillies, onion, garlic and fried it. Added chopped leaves and

soaked grams to it and covered and cooked till become soft. Served the cooked drumstick bhujia with roti and rice.

Preparation of drumstick leaves paratha use ingredients are Wheat flour (containing 10 % moringa leaves powder, 90% wheat flour)-90g, Fresh Leaves -10g, Onion-1, Chillies- 1, Carom seed - 1/8 tsp, Salt -1/6 tsp, Oil -2.5 ml, Water-15 ml, Method of cooking washed the drumstick leaves thoroughly and chopped them finely. Put the drumsticks leaves, finely chopped, onion, green chillies, salt and carom seeds in a vessel and kneaded well using required amount of water. Made small bolls out of the dough and rolled in to shape of a chapati. Applied oil on a hot pan and cooked it from both side and serve it with vegetables.

Preparation drumstick leaves juice use ingredients are drumsticks leaves- 10g, Salt- 1 pinch, Lemon juice- 15 ml, Water- 200ml, Sugar- 1 gram, Jaljeera powder- 3/4 tsp Method of cooking put ground drumstick leaves, jaljeera powder, salt, lemon juice, sugar in a mixture jar and blend well. Sieved it with the help of sieve. Served the prepared lemon juice with cold water.

Result and Discussion:

The physical parameter of drumstick leaves given in table:1 the immature drumsticks leaves color is light green and mature drumstick color is dark green, the shape of drumsticks is pinnate. The weight of 100 immature and mature drumsticks leaves was 0.68, 3.76 respectively.

The data given in table:2 shows the moisture content of immature drumsticks leaves was maximum. As the maturity of leaves the moisture per centage decreased. The moisture per centage in immature leaves, mature leaves, was 11.8, 9.2 per cent respectively.

The data given in table:3 shows the proximate composition of different parts of drumsticks.(Amabye, 2015) reported 3.3 4 4 \pm 1.36per cent moisture in dried *Moringa oleifera* leaf powder.(El Sohaimy, 2015) reported 10.74 \pm 0.05g per 100 gram moisture in leaf.

(Mushtaq B. P., 2021) reported that *Moringa oleifera* leaves powder contained 9.77 \pm 0.537 per cent moisture. (El-Massry, 2013) reported moisture content in fresh moringa leaves, dried leaves. The respectively values were 74.35 \pm 2.1, 5.8 \pm 2.3 per cent. The protein content of immature leaves was 22.22 per cent whereas, in mature leaves, it was 22.90 per cent. The crude protein content of dry leaves powder of *Moringaoleifera* was reported by(Amabye, 2015) , the values were 10.7 \pm 0.81 and 26.79 \pm 1.8 per cent, respectively. Crude protein

content of dried *Moringaoleifera* leaves was also reported by (El-Massry, 2013) However higher values of protein were found both in mature and immature leaves in the present study. (Moyo, 2011) reported 30.29 per cent crude protein in dried moringa leaves which was even higher than those found in the present investigation. The crude fat content of immature leaves was 1.41 per cent whereas, crude fat content of mature leaves, was 2.2, per cent. (Gopalakrishnan, 2016) found 1.7, 5.2 and 2.3 per 100 gram fat in fresh leaves, dry leaves, leaves powder of *Moringaoleifera*. Crude fibre value was 6.68 per cent in mature leaf and 2.26 per cent in immature leaves. (Gopalakrishnan, 2016) found 0.9, 12.5 and 19.2 per 100 gm fiber in fresh leaves, dry leaves, leaves powder, of *Moringaoleifera*. Total ash content of mature leaves 7.15 per cent and immature leaves 6.8 per cent. (Sánchez-Machado, 2010.) reported 14.60 ± 0.9 per cent ash in leaves However, in the present study the ash content was less than those reported by them. (El-Massry, 2013) reported 3.64 ± 0.7 and 7.92 ± 0.9 per cent ash in fresh and dried leaves of *Moringa oleifera*. The present values are in almost similar trends. (Moyo, 2011) reported 7.64 per cent ash in dry *Moringaoleifera* leaves. (Amabye, 2015) found 7.29 ± 0.84 per cent ash in dried moringa leaf powder these values are almost comparable that with the present results. However, higher 14.60 ± 0.9 per cent ash was reported by (Sánchez-Machado, 2010.) in edible parts of moringa leaves on dry weight basis. The carbohydrate content of different parts of moringa namely immature leaves, mature leaves, 51 and 56 gram per 100 gram. Similar result was also reported by (Amabye, 2015). (El-Massry, 2013) reported lower values for carbohydrate in moringa fresh and dry leaves. The values were 26.37 ± 2.1 , 14.41 ± 2.3 per cent, respectively. (Gopalakrishnan, 2016) found 12.5g, 41.2g and 38.2g carbohydrate in moringa fresh leaves, dry leaves, leaves powder, respectively. The energy content was 306 in immature and 334 kcal in mature. (El-Massry, 2013) reported 286.91, 295.58 Kcal per 100 gram energy in, moringa fresh leaves, moringa dried leaves, respectively. (Amabye, 2015) reported 366.2 ± 4.23 Kcal energy in *Moringaoleifera* leaf powder.

Calcium content in immature and mature leaves was 1190 and 2029 mg per 100g the results presented in tables 4. (Yaméogo, 2011) reported calcium content of cool moringa leaves and dry moringa leaves. The values were 847.1 and 2098 mg calcium per 100 gram. (El-Massry, 2013) reported 738.94 ± 1.1 and 2078 ± 0.1 mg per 100 gram calcium on dry weight basis in fresh leaves and dry leaves, respectively. (Amabye, 2015) found 2016.5 ± 26 gram calcium in *Moringaoleifera* leaf powder. The results presented in tables 4. shows that immature and mature leave contained 337 and 352 mg per 100 gram phosphorus in dry moringa leaves.

(Yaméogo, 2011) found 111.5 mg per 100 g phosphorus in cool leaves of moringa oleifera while, 2098 mg per 100 gram phosphorus was found in dry moringa leaves. (El-Massry, 2013) reported the phosphorus content in fresh moringa leaves (89.77 ± 1.3 mg) and dry leaves (346.87 ± 0.3 mg per 100 g), gram on dry weight basis. Dry mater per centage in immature and mature leaves was 88 and 91 per cent respectively.

Data illustrated in table 5. The vitamin 'C' content was highest in fresh immature leaves (216 mg per 100gm). The mature fresh leaves contained 207 mg per 100 g vitamin 'C' was present. (Gopalakrishnan, 2016) found the vitamin 'C' content in fresh leaves 220, in dry leaves 15.8, leaves powder 17.3 mg per 100gm. The values are almost in similar trend. (El-Massry, 2013) reported 825.3 ± 1.17 mg per 100 gram in fresh moringa leaves. The values are much higher than those found in the present investigation. (El Sohaimy, 2015) found vitamin 'C' content 245.13 ± 0.46 mg per 100 gram in moringa leaves. (Arwani, 2019) found the vitamin 'C' content in unblanched *Moringa oleifera* 193.04 ± 0.01 mg per 100 gram.

Physical, chemical and nutritional attributes of drumstick leaves. The leaves were found be riches in minerals like calcium and phosphorus and vitamin 'C'. Use of moringa leaves in day to day life need to be encouraged. Several value added products can be prepared from fresh drumstick leaves saag, bhujia, paratha, juice. Eating drumstick based food products is good for those suffering from malnutrition. It is essential that the nutrients of this wonder tree are exploited for a variety of purposes. *Moringaoleifera* leaf powder should be advocated for supplementation in household diets especially in rural and disadvantaged communities.

Reference

- Amabye, T. G., & Gebrehiwot, K. (2015). Chemical compositions and nutritional value of *Moringa oleifera* available in the market of Mekelle. *Journal of Food and Nutrition Sciences*, 3(5), 187-190.
- Arwani, M., Wijana, S., & Kumalaningsih, S. (2019, February). Nutrient and saponin content of *Moringa oleifera* leaves under different blanching methods. In *IOP Conference Series: Earth and Environmental Science* (Vol. 230, No. 1, p. 012042). IOP Publishing.
- El Sohaimy, S. A., Hamad, G. M., Mohamed, S. E., Amar, M. H., & Al-Hindi, R. R. (2015). Biochemical and functional properties of *Moringa oleifera* leaves and their potential

Comment [C21]: Use only small g for abbreviation of gram

as a functional food. *Global Advanced Research Journal of Agricultural Science*, 4(4), 188-199.

El-Massry, F. H., MOSSA, M. E., & YOUSSEF, S. M. (2013). Moringa Oleifera Plant. *Egyptian Journal of Agricultural Research*, 91(4), 1597-1909.

Fahal, M.E., Rani, B.M.A., Aklakur, M.D., Chanu, T.I. and Saharan, N., 2018. Qualitative and quantitative phytochemical analysis of Moringa oleifera (Lam) Pods. *International Journal of Current Microbiology and Applied Sciences*, 7(5), pp.657-665.

Gopalakrishnan, L., Doriya, K., & Kumar, D. S. (2016). Moringa oleifera: A review on nutritive importance and its medicinal application. *Food science and human wellness*, 5(2), 49-56.

Ijarotimi, O. S., Adeoti, O. A., & Ariyo, O. (2013). Comparative study on nutrient composition, phytochemical, and functional characteristics of raw, germinated, and fermented Moringa oleifera seed flour. *Food science & nutrition*, 1(6), 452-463.

Madukwe, E.U., Ugwuoke, A.L. and Ezeugwu, J.O., 2013. Effectiveness of dry Moringa oleifera leaf powder in treatment of anaemia. *International Journal of Medicine and Medical Sciences*, 5(5), pp.226-228.

Mahmood, K.T., Mugal, T. and Haq, I.U., 2010. Moringa oleifera: a natural gift-A review. *Journal of Pharmaceutical Sciences and Research*, 2(11), p.775.

Moyo, B., Masika, P. J., Hugo, A., & Muchenje, V. (2011). Nutritional characterization of Moringa (Moringa oleifera Lam.) leaves. *African Journal of Biotechnology*, 10(60), 12925-12933.

Mushtaq, B.S., Pasha, I., Omer, R., Hussain, M.B., Tufail, T., Shariati, M.A., Derkanosova, A.A., Shchetilina, I.P., Popova, N.N., Popov, E.S. and Oseneva, O.V., 2021. Characterization of Moringa oleifera leaves and its utilization as value added ingredient in unleavened flat bread (chapatti). *Journal of Microbiology, Biotechnology and Food Sciences*, 2021, pp.750-755.

Pandey, A., Pandey, R. D., Tripathi, P., Gupta, P. P., Haider, J., Bhatt, S., & Singh, A. V. 2012. Moringa oleifera Lam. *Sahijan)-A Plant with a Plethora of Diverse Therapeutic Benefits: An Updated Retrospection. Medicinal and Aromatic Plants*, 1(1), 1-8.

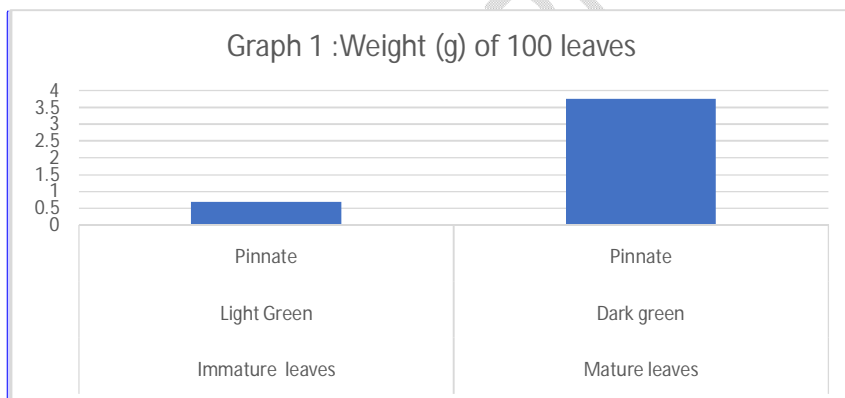
Sánchez-Machado, D. I., Núñez-Gastélum, J. A., Reyes-Moreno, C., Ramírez-Wong, B., & López-Cervantes, J. (2010). Nutritional quality of edible parts of *Moringa oleifera*. *Food analytical methods*, 3(3), 175-180.

Yaméogo, C. W., Bengaly, M. D., Savadogo, A., Nikiema, P. A., & Traore, S. A. (2011). Determination of chemical composition and nutritional values of *Moringa oleifera* leaves. *Pakistan journal of nutrition*, 10(3), 264-268.

Comment [C22]: Please write reference in journal format and check carefully

Table:1 Physical parameters of drumstick (*Moringa oleifera*) leaves.

Parts /Parameters	Colour	Shape	Weight (g) of 100 leaves
Immature leaves	Light Green	Pinnate	0.68
Mature leaves	Dark green	Pinnate	3.76



Comment [C23]: Either use graphs or data table, repetition not allowed.

Table:2 Moisture content of fresh moringa leaves.

Drumstick parts	Moisture (%)
Mature leaves	73.8
Immatureleaves	71.6

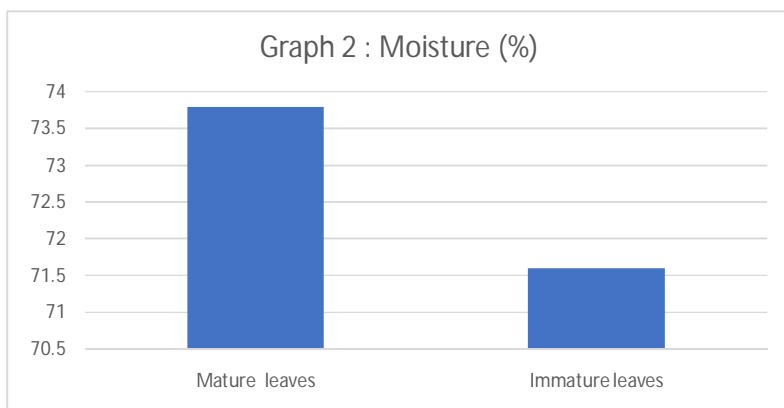


Table:3 Proximate composition of drumstick (*Moringa oleifera*) leaves per 100 gram:

Parameters /Parts	Leaves		Mean
	Immature	Mature	
Moisture (g)	11.8	9.2	10.50
Crude Protein (g)	22.22	22.90	22.56
Crude Fat (g)	1.41	2.20	1.80
Crude Fibre (g)	2.26	6.68	4.47
Total Ash (g)	6.8	7.15	6.97
Carbohydrate (g)	51	56	53.50
Energy (kcal)	306	334	320
Calcium (mg/100)	1990	2029	2009
Phosphorus(mg/100)	337	352	344
Dry Matter (%)	88	91	89

*All values are on dry matter basis

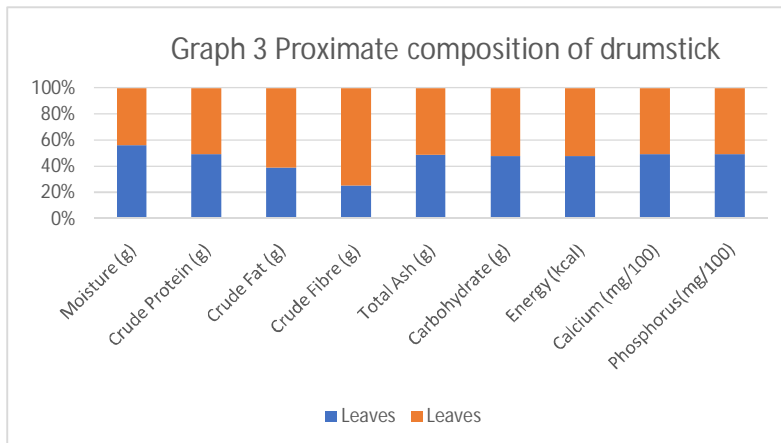


Table:5 Vitamin 'C' content of drumstick (*Moringa oleifera*) leaves

Vitamin 'C' /Parts	Leaves		Mean
	Immature	Mature	
Vitamin 'C'(mg/100)	216	207	211

*Fresh basis

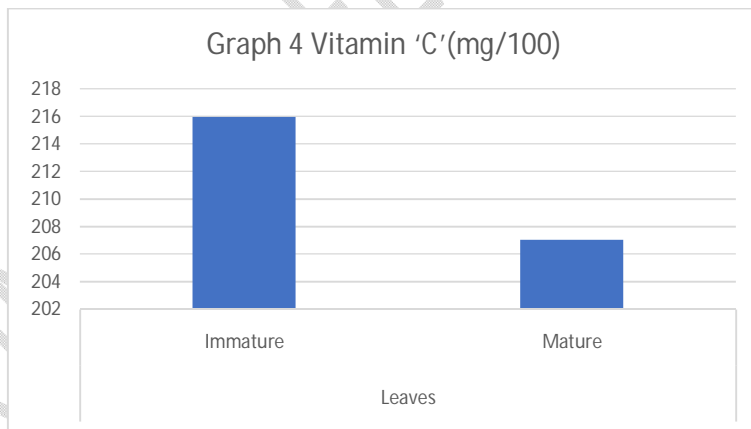
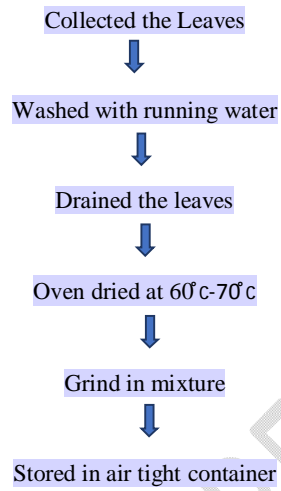


Fig.1 Flow diagram of the leaves powder preparation



Comment [C24]: Mention in materials and methods

UNDER PEER REVIEW