

## Influence of stage of harvest on seed yield and quality in soybean

### Abstract

A field experiment was conducted at Agricultural Research Station, Bidar during *Kharif* 2018 and 2019 to determine the influence of appropriate stage of harvest on seed yield and quality parameters of soybean varieties JS-335 and DSb-21. The research plots were laid out in replication using factorial RCBD design. The crop was harvested according to the stage of harvest which was fixed as treatments i.e. at 80, 85, 90, 95 and 100 days after sowing (DAS) in both the varieties and threshing was done manually. The results revealed that among different harvesting stages, the seeds of the variety JS-335 harvested at 85 DAS showed highest seed yield and quality characters compared to early and delayed harvesting stage. Likewise in case of DSb-21 variety the crop harvested at 90 DAS recorded highest seed yield and quality parameters compared to other stages of harvest.

Key word

Comment [A1]: add keywords

### Introduction

Soybean (*Glycine max* L.) is an important annual crop in the world and is called the wonder crop of the 20<sup>th</sup> century. Soybean is classified as an oil seed crop rather than pulse by the UN FAO and is popularly known as meat of fields in china and also called as miracle crop because of highest protein (40 – 45 %) and oil (19 - 20 %) content. The 30 per cent of the world's edible oil comes from soybean. It is also called as wonder crop because of its multiple uses in food and industrial area; it fixes the atmospheric nitrogen in the soil to maintain the soil fertility and has beneficial effect on successive crop. It is the cheapest and main source of dietary protein of majority of vegetarian hence it is also known as poor man's meet. Soybean is good for diabetic patients as it contains less starch and oil and it is used for cooking and in preparation of vanaspati, ghee, soya milk, soya flour, soya cakes, biscuits, varnish, paints and also used in preparation of many snack items.

The different countries of the world like Brazil, Argentina and United States are projected to produce over 82 per cent of the world's soybean. The United States was the leading global producer of soybean with a production volume of 120.52 million metric tons in 2019. As of May 2020 Brazil overtook the United States and lead to production of 124 million metric tons. Although soybean originates from china which also is a leading importer with 92 million metric tons per year. India is a marginal player in the world occupying 11.4 million hectares of area with production of 11.5 million tons with average productivity of 1000 kilos per hectare in 2016 as against the worlds estimated soybean production of 346 million tons.

In India, soybean is been established as a major rainy season crop in rain fed agro ecosystem of central and peninsular India. Introduction of Soybean in these areas has led to a shift in the cropping system and has related in an enhancement in the cropping intension and resultant increase in the profitability per unit land area. The major soybean growing states are Madhya Pradesh (5.4 m ha),

Maharashtra (3.97 m ha), Rajasthan (1.90 m ha), Karnataka (0.32 m ha), Telangana (0.29 m ha) and Chhattisgarh (0.13 m ha). The crop is fast spreading in southern states and this crop could play a significant role in improving socio-economic status of the farmers.

As all we know that seed is the basic input in agriculture the quality of seed used by farmers determines the status of agriculture they practice. Simply by using quality seed we can achieve the 15-20 % higher yield. Major constraint in soybean seed production is the loss viability during storage subsequently leading to low germination if seed is stored in unscientific way, Presence of high lipid content and high level of polyunsaturated oleic acid, lenolenic and linoleic acid is the main reason for short shelf life of soybean seed, storability of seed is mainly a genetic characters and it is influenced by pre storage history of seed, seed maturation and environment factors during pre and post harvest stages.

As such harvesting of seed crop at optimum stage of seed maturation is essential to obtain better quality. Harvesting of seed crop is a crucial factor as it directly impacts on seed quality. Soybean seed with a thin seed coat, high protein, and oil the embryo place outwards is susceptible during thrashing operations as the seeds are being rubbed. There is need to ascertain the optimum stage of harvesting to obtain higher quality seeds.

#### **Material and methods**

The field experiment was conducted at Agricultural Research Station, Bidar during *Kharif* 2019 and 2020 in two factorial randomized complete block design (RCBD) with three replication the treatments included two soybean varieties namely JS-335 ( $V_1$ ) and DSb-21 ( $V_2$ ) and five different stages of harvest *viz.*, 80 DAS ( $H_1$ ), 85 DAS ( $H_2$ ), 90 DAS ( $H_3$ ), 95 DAS ( $H_4$ ) and 100 DAS ( $H_5$ ). The threshing was done manually. The observations recorded are seed yield per plant (gm), seed yield per plot (kg), seed yield per ha (q) and seed quality parameters study was carried out in the laboratory of seed unit, ARS, Bidar. The observations on seed yield and quality parameters like moisture content (%), test weight (gm), germination (%), seedling length (cm), seedling dry weight (mg), seedling vigour index – I & II, field emergence test (%) and electrical conductivity ( $dSm^{-1}$ ) was recorded. The experiment data was recorded and analyzed as per the methods suggested by ISTA Rules (Anon., 1999). (The two years data was pooled).

#### **Result and Discussion**

For obtaining higher seed yield and quality harvesting of seed crop at appropriate time of maturity is most important hence studies in this aspect seems to be essential to the seed growers further in executing quality control and seed certification programmes.

#### **Seed yield**

The observation recorded on influence of stage of harvest on seed yield in soybean varieties differed significantly which is depicted in Table and Fig. 1.

#### **Varietal influence:**

In this investigation the highest seed yield per plot (1.54 kg) and seed yield per hectare (18.99 q) was recorded in variety JS-335 as compared to DSb-21 (1.45 kg/plot and 17.96 q/ha) respectively (Table-1). Irrespective of harvest stages JS-335 recorded significantly higher seed yield which might be attributed to genetic makeup of that particular soybean variety. The results are in accordance with Indira and Dharmalingam (1996) in Fenugreek and Khare *et al* (1995) in soybean.

### **Influence of harvesting stages**

Among different stages of harvest, the crop harvested at 90 DAS ( $H_3$ ) recorded significantly higher seed yield per plot (1.61 kg) and seed yield per ha (19.84 q) followed by 95 DAS ( $H_4$ ) and lowest seed yield was recorded in crop harvested at 80 DAS ( $H_1$ ) i.e. 1.36 kg/plot and 16.65 q/ha, respectively. The highest yield recorded in treatment  $H_3$  which may be due to fully attainment of physiological maturity and maximum dry weight with better accumulation of nutrients during seed formation.

### **Interaction effect**

In the interaction between the varieties and harvesting stages the seeds of variety JS-335 harvested at 85 DAS recorded significantly highest seed yield (1.67 kg/plot and 20.56 q/ha) respectively, which was followed by treatment  $H_1$  with seed yield (1.64 kg/plot and 20.04 q/ha) and the lowest seed yield was recorded in treatment harvested at 100 DAS (1.34 kg/plot and 16.52 q/ha) respectively. The variations in this case might be due to accumulation of fresh weight. Whereas, in DSb-21 variety crop harvested at 105 DAS ( $H_3$ ) recorded significantly highest and lowest seed yield of 1.69 kg/plot and 1.07 kg/plot, respectively in treatment  $H_1$  this might be due to formation of immature seeds.

### **Seed quality parameters**

The observation recorded on influence of stage of harvest on seed quality parameters in soybean varieties differed significantly which are depicted in Table and Fig. (1, 2, 3 and 4)

### **Varietal influence**

It has been well documented in most of the field crops that seed maturation proceeds with loss of water at various degrees upon atmospheric condition and loss of moisture content at maturity stage in all initial phase of seed development, Manohar and Sachan (1974) in Pea.

In the present study irrespective of harvesting stages the moisture content of 10.94 per cent was noticed in variety JS-335. The significantly highest test weight was recorded in JS-335 (12.13 g) and DSb-21 (10.46 g). With respect to germination and field emergence test, the maximum value was recorded in DSb-21 i.e. 82.10 and 74.30 per cent, respectively. Seedling length and seedling dry weight was found to be non significant, however numerically highest value recorded in variety JS-335. The present study revealed that irrespective of harvesting stages the varieties found to differ significantly in

all the seed quality parameters may be ascribed to differences in accumulation of reserve food material in seed and its efficient utilization during germination and seedling growth.

### **Influence of harvesting stages**

The seed quality parameters depends on the stage at which the seed crop is harvested, harvesting at early stage may result in more number of underdeveloped and immature seeds whereas, delayed harvesting results in yield and quality losses due to field weathering. Hence harvesting at appropriate stage of physiological maturity is most important for obtaining increased seed yield and quality.

The moisture content of seeds was found to decrease with delay in harvesting time, the moisture content of seed was highest (10.93 %) in fresh seed at harvested in H<sub>1</sub> stage, similarly decrease in moisture content with advance in maturity stages have been reported by Macha (2004) in cluster bean. While 100 seed weight was found to be increased from H<sub>1</sub> to H<sub>4</sub> harvest stage and then afterwards both declined in H<sub>5</sub> harvest stage. Decrease in fresh lot of seed and increase in dry weight of seed noticed with advance in maturity stage is mainly due to loss of moisture on account of dehydration (Sabir Ahmed 1989)

Irrespective of varieties the percentage of seed germination, seedling length and seedling vigour index found to increase gradually from H<sub>1</sub> to H<sub>4</sub> stage and declined at H<sub>5</sub>. The seeds harvested from H<sub>3</sub> stage recorded significantly higher seed quality parameters *viz.*, germination percentage (82.50 %) seedling length (20.68 cm) and seedling vigour index (1711) compared to other stages of harvest while seed collected at H<sub>1</sub> stage the seed germination, seedling length and seedling vigour index decreased concomitantly with drastic reduction in fresh and dry weight. Reduction in seed weight it may be related to inbuilt mechanism, cessation and disorganization of cell organelles within few days, Mathews (1973).

The lower seed quality parameters observed in the early stage of harvest (H<sub>1</sub>) which might be due to presence of more number of undeveloped and physiologically immature seeds. Similarly poor seed quality with early harvest were reported by Bharud and Patil, (1990) in chickpea, Shivankar (2001) in soybean, Suryawanshi and Patil (1995) in mung bean and Macha (2004) in cluster bean.

### **Influence of interaction of Varieties and Harvesting stages**

The physiological seed quality parameters such as germination, seedling length and seedling vigour index were found to increase gradually and attain maximum stage of maturity (H<sub>3</sub>) in both varieties. Maximum dry weight of seed, low moisture content with decrease in fresh weight of seed was noticed in H<sub>3</sub> stage. Heyedekar *et al* (1972) also opined that physical and physiological seed quality parameters represent the totality of seed quality which attained maximum values with duration taken for maximization of dry weight, germination and vigour index etc, which were claimed to the physical and physiological indices of seed maturation.

### **Conclusion:**

The present investigation on influence of stage of harvest on seed yield and quality in soybean varieties revealed that for obtaining higher seed yield and good seed quality in case of JS-335 variety, the crop should be harvested at 85 days after sowing (H<sub>2</sub>) likewise in case of DSb-21 variety crop should be harvested at 90 days after sowing (H<sub>3</sub>).

## References

- Anonymous, 1999, International rules for seed testing. *Seed Sci. & Technol.*, **27**. pp. 175.
- Bharud, R. W. and Patil, R. B., 1990, Studies on physiological maturity of bengalgram (*Cicer arietinum* L.) seeds. *Seed Res.*, **18**(2): 160-162.
- Haydecker, W., 1969, Inter-related effects of imbibitions, temperature and oxygen on speed of seed germination. In *Seed Ecology*, Ed. Butter Worth, London, pp. 157-158.
- Indira, K. and Dharmalingam, C., 1996, Seed development and maturation in fenugreek. *Madras Agric. J.*, **83**(4): 239-240.
- Khare, D., Raut, N. D., Rao, S. and Lakhani, J. P., 1995, Effect of seed size on germination and field emergence in soybean. *Seed Res.*, **23**(2): 75-79.
- Macha, S., 2004, Influence of nutrition's and stages of harvesting on seed yield and quality in cluster bean. *M.Sc. (Agri.) Thesis*, Univ. of Agric. Sci., Dharwad, Karnataka (India).
- Manohar, M. S. and Sachan, S. C. P., 1974, Pod development and germination studies on pea (*Pisum sativum* L.). *Veg. Res.*, **1**: 22-30.
- Mathews, S., 1973, The effect of time of harvest on the viability and pre emergence mortality in soil of pea seeds. *Ann. Appl. Biol.*, **73**: 211-219.
- Sabir Ahmed, A., 1989, Yield and quality of resultant seeds in soybean as influenced by seed size. *Madras Agric. J.*, **84**(10): 615-617.
- Shivakumar, B. G., 2001, Performance of chickpea (*Cicer arictimun*) varieties as influenced by sulphur with and without phosphorus. *Ind. J. Agron.*, **46**: 273-276

Comment [A2]: Add new material

Comment [A3]: add Doi or direct internet link

Shivankar, R. S., Zode, N. G., Shivankar, S. K., Naphade, R. S. and Patil, V. N., 2001, Effect of time of harvest on seed quality and morphological indices of physiological maturity of soybean. *Legume Res.*, **24**(3): 190-193.

Suryavanshi, Y. B. and Patil, R. B., 1995, Physiological maturity in mungbean (*Vigna radiata* L. Wilczek.) cultivars. *Seed Res.*, **23**(1): 25-27.

**Table 1. Influence of stage of harvest on seed yield per plant, seed yield per ha and moisture content in soybean**

Variety	Seed Yield/plot	Seed yield/ Ha	Moisture content (%)
V <sub>1</sub>	1.54	18.99	10.94
V <sub>2</sub>	1.45	17.96	10.74
S.Em±	0.043	53.53	0.111
CD @ 5 %	0.174	215.40	NS
<b>Stage of harvest</b>			
H <sub>1</sub>	1.36	16.65	10.93
H <sub>2</sub>	1.50	18.51	10.82
H <sub>3</sub>	1.61	19.84	10.77
H <sub>4</sub>	1.59	19.65	10.88
H <sub>5</sub>	1.44	17.73	10.82
S.Em±	0.027	33.85	0.070
CD @ 5 %	0.110	136.22	NS
<b>Interaction (V X S)</b>			
V <sub>1</sub> H <sub>1</sub>	1.64	20.04	10.90
V <sub>1</sub> H <sub>2</sub>	1.67	20.56	10.92
V <sub>1</sub> H <sub>3</sub>	1.57	19.38	11.05
V <sub>1</sub> H <sub>4</sub>	1.49	18.43	10.98
V <sub>1</sub> H <sub>5</sub>	1.34	16.52	10.87

V <sub>2</sub> H <sub>1</sub>	1.07	13.25	10.73
V <sub>2</sub> H <sub>2</sub>	1.33	16.46	10.62
V <sub>2</sub> H <sub>3</sub>	1.64	20.29	10.82
V <sub>2</sub> H <sub>4</sub>	1.69	20.86	10.78
V <sub>2</sub> H <sub>5</sub>	1.53	18.93	10.77
S.Em±	0.061	75.70	0.157
CD @ 5 %	0.247	304.61	NS

**Legend:**

Varieties: V<sub>1</sub> - JS-335 V<sub>2</sub> - DSb-21

Harvesting stages: H<sub>1</sub> - 80 Days after sowing, H<sub>2</sub> - 85 Days after sowing, H<sub>3</sub> - 90 Days after sowing,

H<sub>4</sub> - 95 Days after sowing and H<sub>5</sub> - 100 Days after sowing

**Table 2. Influence of stage of harvest on test weight, germination percentage and seedling length in soybean**

Variety	Test weight	Germination (%)	Seedling length (cm)
V <sub>1</sub>	12.13	77.43	20.65
V <sub>2</sub>	10.46	82.10	20.54
S.Em±	0.248	1.375	0.173
CD @ 5 %	0.997	5.532	NS
<b>Stage of harvest</b>			
H <sub>1</sub>	10.26	73.75	20.17
H <sub>2</sub>	10.61	82.08	21.46
H <sub>3</sub>	11.88	82.50	20.68
H <sub>4</sub>	12.03	81.92	20.65
H <sub>5</sub>	11.71	78.58	19.99
S.Em±	0.157	0.870	0.110
CD @ 5 %	0.630	3.499	0.441
<b>Interaction (V X S)</b>			
V <sub>1</sub> H <sub>1</sub>	11.98	79.67	22.18
V <sub>1</sub> H <sub>2</sub>	12.18	80.50	22.15
V <sub>1</sub> H <sub>3</sub>	12.12	77.83	19.50
V <sub>1</sub> H <sub>4</sub>	12.24	76.17	19.68
V <sub>1</sub> H <sub>5</sub>	12.14	73.00	19.72
V <sub>2</sub> H <sub>1</sub>	8.54	67.83	18.15
V <sub>2</sub> H <sub>2</sub>	9.04	83.67	20.78

V <sub>2</sub> H <sub>3</sub>	11.64	87.17	21.87
V <sub>2</sub> H <sub>4</sub>	11.81	87.67	21.62
V <sub>2</sub> H <sub>5</sub>	11.28	84.17	20.27
S.Em±	0.350	1.944	0.245
CD @ 5 %	1.410	7.824	0.987

**Legend:**

Varieties: V<sub>1</sub> - JS-335 V<sub>2</sub> - DSb-21

Harvesting stages: H<sub>1</sub> - 80 Days after sowing, H<sub>2</sub> - 85 Days after sowing, H<sub>3</sub> - 90 Days after sowing,

H<sub>4</sub> - 95 Days after sowing and H<sub>5</sub> - 100 Days after sowing

**Table 3. Influence of stage of harvest on seedling dry weight and seedling vigour index in soybean.**

Variety	Seedling dry weight (mg)	Seedling vigour index
V <sub>1</sub>	599.47	1601
V <sub>2</sub>	576.37	1694
S.Em±	16.594	29.36
CD @ 1%	NS	118.15
<b>Stage of harvest</b>		
H <sub>1</sub>	549.83	1499
H <sub>2</sub>	601.75	1759
H <sub>3</sub>	603.08	1711
H <sub>4</sub>	607.83	1697
H <sub>5</sub>	577.08	1572
S.Em±	10.495	18.57
CD @ 1 %	NS	74.72
<b>Interaction (V X S)</b>		

V <sub>1</sub> H <sub>1</sub>	628.17	1767
V <sub>1</sub> H <sub>2</sub>	634.50	1781
V <sub>1</sub> H <sub>3</sub>	588.67	1517
V <sub>1</sub> H <sub>4</sub>	581.00	1499
V <sub>1</sub> H <sub>5</sub>	565.00	1438
V <sub>2</sub> H <sub>1</sub>	471.50	1230
V <sub>2</sub> H <sub>2</sub>	569.00	1737
V <sub>2</sub> H <sub>3</sub>	617.50	1904
V <sub>2</sub> H <sub>4</sub>	634.67	1895
V <sub>2</sub> H <sub>5</sub>	589.17	1705
S.Em±	23.47	41.52
CD @ 1 %	94.43	167.10

**Legend:**

Varieties: V<sub>1</sub> - JS-335 V<sub>2</sub> - DSb-21

Harvesting stages: H<sub>1</sub> - 80 Days after sowing, H<sub>2</sub> - 85 Days after sowing, H<sub>3</sub> - 90 Days after sowing,

H<sub>4</sub> - 95 Days after sowing and H<sub>5</sub> - 100 Days after sowing

**Table 4. Influence of stage of harvest on disease infection and field emergence in soybean.**

Variety	Disease Infection (%)	Field Emergence (%)
V <sub>1</sub>	1.06	74.30
V <sub>2</sub>	0.59	69.90
S.Em±	0.079	1.162
CD @ 1%	0.317	4.678
<b>Stage of harvest</b>		
H <sub>1</sub>	0.44	68.67
H <sub>2</sub>	0.59	72.92
H <sub>3</sub>	0.86	74.08
H <sub>4</sub>	1.03	73.92
H <sub>5</sub>	1.21	70.92
S.Em±	0.050	0.735
CD @ 1 %	0.200	2.958

<b>Interaction (V X S)</b>		
<b>V<sub>1</sub>H<sub>1</sub></b>	0.62	78.00
<b>V<sub>1</sub>H<sub>2</sub></b>	0.67	78.67
<b>V<sub>1</sub>H<sub>3</sub></b>	1.17	73.17
<b>V<sub>1</sub>H<sub>4</sub></b>	1.37	71.50
<b>V<sub>1</sub>H<sub>5</sub></b>	1.50	70.17
<b>V<sub>2</sub>H<sub>1</sub></b>	0.27	59.33
<b>V<sub>2</sub>H<sub>2</sub></b>	0.52	67.17
<b>V<sub>2</sub>H<sub>3</sub></b>	0.55	75.00
<b>V<sub>2</sub>H<sub>4</sub></b>	0.68	76.33
<b>V<sub>2</sub>H<sub>5</sub></b>	0.92	71.67
<b>S.Em±</b>	0.111	1.64
<b>CD @ 1 %</b>	NS	66.61

**Legend:**

Varieties: V<sub>1</sub> - JS-335 V<sub>2</sub> - DSb-21

Harvesting stages: H<sub>1</sub> - 80 Days after sowing, H<sub>2</sub> - 85 Days after sowing, H<sub>3</sub> - 90 Days after sowing,

H<sub>4</sub> - 95 Days after sowing and H<sub>5</sub> - 100 Days after sowing

UNDER PEER REVIEW

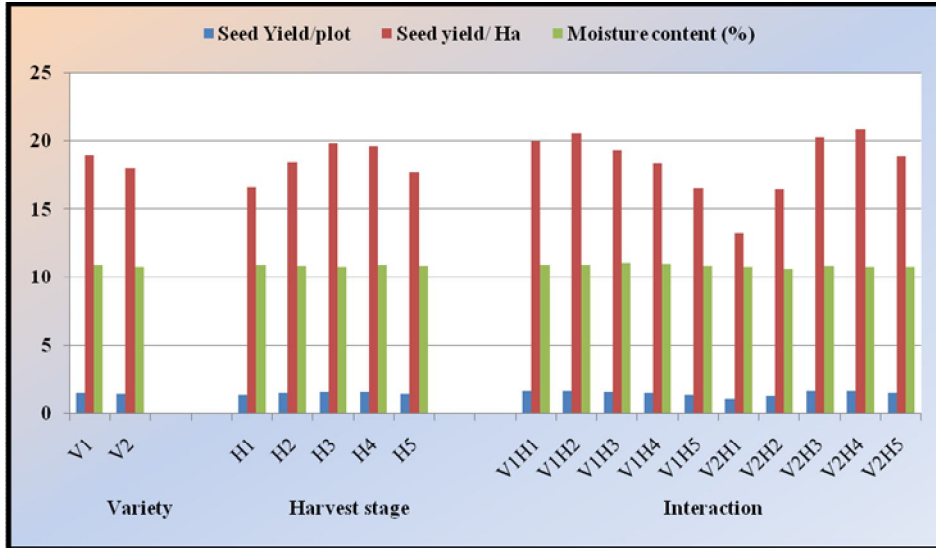


Fig. 1. Influence of varieties, stage of harvest and their interaction on seed yield per plant, seed yield per ha and moisture content in soybean

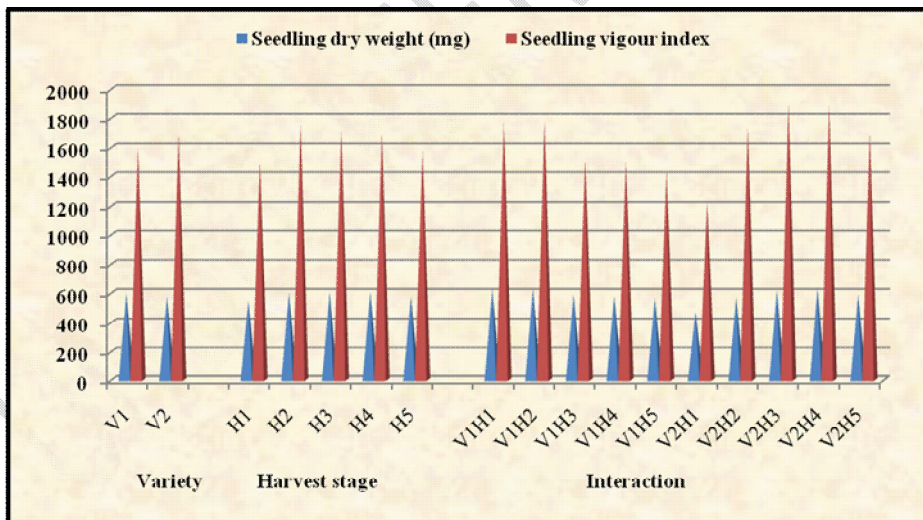


Fig. 2. Influence of varieties, stage of harvest and their interaction on seed yield per plant, seed yield per ha and moisture content in soybean

**Legend:**

Varieties: V<sub>1</sub> - JS-335 V<sub>2</sub> - DSb-21

Harvesting stages: H<sub>1</sub> - 80 Days after sowing, H<sub>2</sub> - 85 Days after sowing, H<sub>3</sub> - 90 Days after sowing, H<sub>4</sub> - 95 Days after sowing and H<sub>5</sub> - 100 Days after sowing

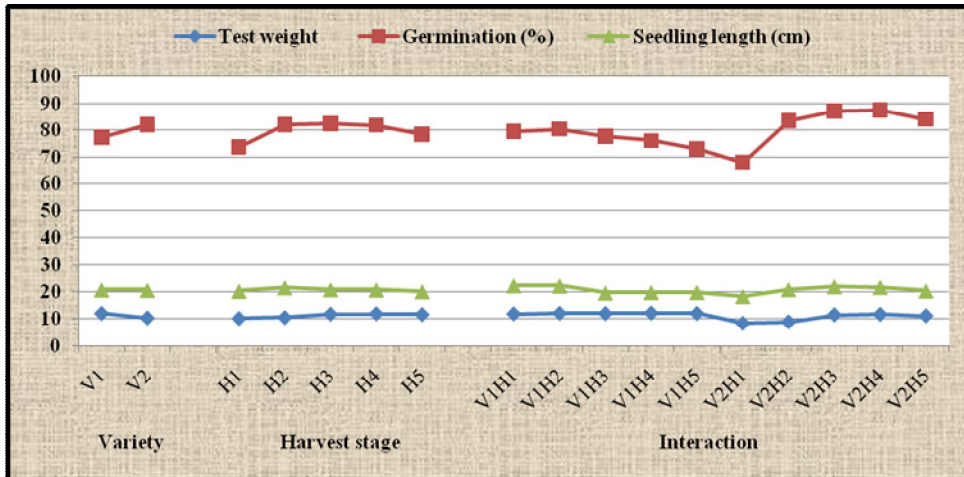


Fig. 3. Influence of varieties, stage of harvest and their interaction on test weight, germination and seedling length in soybean

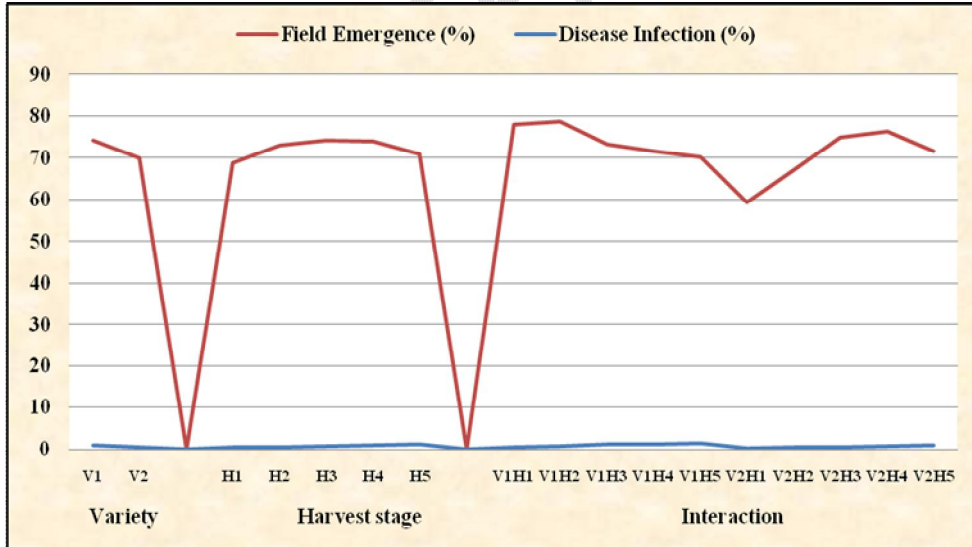


Fig. 4. Influence of varieties, stage of harvest and their interaction on field emergence and disease infection in soybean

**Legend:**

Varieties: V<sub>1</sub> - JS-335 V<sub>2</sub> - DSb-21

Harvesting stages: H<sub>1</sub> - 80 Days after sowing, H<sub>2</sub> - 85 Days after sowing, H<sub>3</sub> - 90 Days after sowing,  
H<sub>4</sub> - 95 Days after sowing and H<sub>5</sub> - 100 Days after sowing

UNDER PEER REVIEW

