

**Original Research Article**  
**Effects of Two-Dried Castor Leaf Formulations (*Ricinus communis* L.) on *Pratylenchus coffeae* and *Meloidogyne javanica* Population Dynamics and Their Pathological Activities on Water Yam (*Dioscorea alata* L.)**

---

**ABSTRACT**

The pathological activities of plant parasitic nematodes affect the marketable value of yam tubers. This study intends to evaluate the nematicidal effects of dried castor leaf powder and extract on yam nematodes under field conditions. Dried castor leaf powder, dried castor leaf extract, and carbofuran were applied at the top of mounds in a randomized complete block design with three replicates. Symptom prevalence, symptom severity index, nematode numbers, and yam yield were determined depending on the castor leaf formulations. The gall (28.1%) and dry rot (48.9%) prevalences on yam tubers from untreated soils were higher than those obtained on tubers from product-incorporated soils (1.11–12.1%). The dry rot prevalence (2.78%) was only lower on yam tubers from soil incorporated with dried castor leaf powder compared to that (10.1%) obtained with dried castor leaf extract. The nematode numbers were found to be lower in the product-incorporated soils and treated yam plants (3–105 individuals) than in the untreated soils and untreated yam plants (37–423 individuals). The numbers of nematodes found in the soil, root, and tuber samples were statistically similar regardless of the dried castor leaf formulation. The highest yields (10.1 to 10.48 t/ha) were obtained from yam plants grown on soils that were incorporated with castor dried leaf powder or carbofuran. Castor leaf powder formulation is an excellent tool to control yam nematodes.

*Keywords: Castor plant, Leaf formulations, Nematodes, Population dynamics, Water Yam*

## 1. INTRODUCTION

There are more than 600 species of yam, ten of which are grown for their tubers [1]. Yam takes pride of place in the socio-economic lives of people through the celebration of the new yam [2]. In Côte d'Ivoire, several yam species, including *Dioscorea cayenensis-rotundata* and *Dioscorea alata*, are cultivated [3]. However, *Dioscorea alata* occupies 55–60% of the yam yielded [4]. The majority of domestic yam yield comes from the central and northern areas above the 8<sup>th</sup> parallel of northern latitude [5]. However, the yield in the forest zone is not negligible [4]. The domestic yam yield was estimated at 7.65 million tons of tubers [6].

Despite the foregoing, yam yield faces enormous constraints, including low availability of fertile land, expensive planting material, production costs, pests, and diseases [7]. Among these constraints, plant-parasitic nematodes hold an important place. Plant-parasitic

nematodes are microscopic, worm-like organisms with a stylet. The stylet is the unique organ used by nematodes to puncture the cell walls of host plants and suck the contents [8]. Plant-parasitic nematodes are biotrophic organisms that attack the root system and tubers of yam plants, causing damage and degrading the nutritional and commercial quality of the tubers [9].

Plant-parasitic nematodes are responsible for economic losses on yam worldwide, estimated at 17.7% [10]. They are responsible, among other things, for dry rot, cracks, and galls on yam, depending on the nematode species and the agroecological zones [11]. In Côte d'Ivoire, *Pratylenchus coffeae* and *Scutellonema bradys* have been associated with dry rot on tubers of *Dioscorea alata* and the *Dioscorea cayenensis-rotundata* complex, respectively [12;13]. *Meloidogynearenaria* and *Meloidogynejavanica* have been associated with galls on *Dioscoreaalata* tubers [12].

Synthetic nematicides remain one of the most effective means for controlling plant-parasitic nematodes [14]. However, these nematicides are very harmful to both the environment and human health [15]. The search for an alternative to conventional chemical control is currently encouraged. Thus, the use of plant extracts with antimicrobial properties is on the rise [16]. Osei et al. [17] used, in Ghana, dried neem (*Azadirachtaindica*), dried mucuna (*Mucunapruriens*) seed powder, and dried cocoa pod (*Theobromacacao*) powder against yam nematodes.

Thus, as part of the project "*Mise au point des méthodes de lutte contre les maladies, les ravageurs, et les adventices en plantation de manioc et d'igname*", Kouakou et al. [18] revealed the *in vitro* nematicidal potential of the aqueous extract of castor leaves on pathogenic yam nematodes. They showed that dried castor leaves in the form of powder and aqueous extract had, in the absence of a host (yam), reduced the numbers of these nematodes in the soil. In light of these results, this study was carried out. This study aims at assessing the nematicidal effectiveness of the powder and extract of dried castor leaves on water yam nematodes.

## **2. MATERIAL AND METHODS**

### **2.1 Study Site and Climatic Conditions**

The field trials were conducted in the Autonomous District of Yamoussoukro in Côte d'Ivoire. This district is located in the forest-savannah transitional zone. It is one of the main water yam (*Dioscoreaalata*) production zones in the country. The climate is an equatorial transitional type [19]. It is characterized by two rainy seasons (March to June and September to October) and two dry seasons, from July to August and from November to February [20]. The total rainfall varied from 1200 to 1600 mm per year [19]. The average annual temperature was 26 °C [21].

### **2.2 Trial Set-up**

#### **2.2.1 Experimental Design**

A 23 m × 23 m plot was set up to evaluate the effectiveness of dried castor leaf powder and extract formulations. The plot was a 3-year fallow. The vegetation of the plot was mainly composed of *Chromolaenaodorata*, *Manihotesculenta*, and *Panicummaximum* plants. The plot soil was infested with yam nematodes. Before planting, a 100-ml soil sample contained 72–85 *Pratylenchuscoffaeae* individuals and 67–79 *Meloidogynejavanica* individuals.

The trial comprised one factor, viz., nematicidal products, with three levels (ca. dried castor leaf powder, dried castor leaf extract, and carbofuran), and an untreated control. The plot was divided into three blocks of four elementary plots, each measuring 5 m by 4 m. Mounds about 50 cm high were made at the rate of 20 mounds per elementary plot. A randomized complete block design was set up with three replicates. The trial was set up in April, marking the start of the rainy season in this area. The trial was conducted twice (in 2015 and 2016).

### **2.2.2 Preparation of Dried Castor Leaf Products**

Castor leaves were collected in the suburbs of the Autonomous District of Abidjan. Leaf samples were air-dried in a room for two weeks. The dried leaves were powdered in a household mixer. Two formulations of dried castor leaves were prepared. These included the liquid formulation in the form of an aqueous extract and the powder formulation.

One kilogram of dried castor leaf powder was macerated in 10 liters of water for 72 hours to produce the 100 g/l castor leaf extract. The castor leaf extract was filtered with a clean cloth. Ten containers of 10-liter extract were obtained to satisfy the needs of the trial.

Batches of 100-g castor leaf powder were made after processing the dried leaves. These batches of powder were intended to be applied on top of mounds. A total of 150 batches of 100-gram castor leaf powder were used for this trial.

### **2.2.3 Supplying Yam Seeds**

The water yam (*Dioscoreaalata*, cv. *Bètè bètè*) tubers were used in this trial. This cultivar was chosen because of its great extension in Côte d'Ivoire and the long shelf life of its tubers. Ten yam tubers with no apparent symptoms were collected from producers. Several pieces of peel were taken from several places on all the yam tubers in order to detect nematodes. Yam tubers without nematodes were used for seed supply. The yam tubers were cut into seeds weighing about 200 g.

### **2.2.4 Application of Products and Planting of Yam Seeds**

Carbofuran (10 g/mound), castor leaf powder (100 g/mound), and castor leaf extract (500 ml/mound) were applied and incorporated into the soil at the top of the mounds, depending on the treatments. Yam seeds were inserted into the mounds in the area where products were incorporated. Yam seeds were planted at the rate of one seed per mound. The unincorporated mounds were the control treatment.

### **2.2.5 Conduct of the Trial**

The staking of the yam plants was carried out in the second month after seed planting. The trial was manually weeded five times, two months apart, starting with the first one. No fertilizer was applied during the trial. Yam tubers were harvested in the 9<sup>th</sup> month after seed planting.

## **2.3 Sampling**

Soil sampling was carried out before and at 3, 6, and 9 months after the seed planting. Before yam seed planting and product application, soil was sampled from 10 mounds per elementary plot. In the 3<sup>rd</sup>, 6<sup>th</sup>, and 9<sup>th</sup> months after seed planting, soil, root, and tuber samples were collected according to the destructive model. Five plants were selected from

each elementary plot and carefully uprooted at each sampling date. The root system of each plant and the adhering soil were removed and bagged. All the samples were sent to the laboratory for nematode extraction.

## **2.4 Evaluation of the Nematicidal Effects of Dried Castor Leaf Formulations**

### **2.4.1 Evaluation of the Effects of Treatments on Symptom Development**

Yam tubers were harvested in the 9<sup>th</sup> month after planting. Observations were made to identify the characteristic symptoms of plant pathogenic nematode infections (dry rot, cracks, and galls). The prevalence and severity index of symptoms were determined according to the formulas of Ogara & Bina [9] and Zewain [22], respectively.

### **2.4.2 Evaluation of the Effects of Treatments on Nematode Numbers**

All samples were grouped per treatment. Nematodes from soil samples were extracted using Whitehead's tray method. Those from yam root and tuber samples were extracted using the maceration method [23]. Only *Pratylenchus coffeae* and *Meloidogyne javanica* individuals were counted from a 100-ml soil sample or a 5-g root or yam peeling sample. The numbers of individuals of each species of nematode in the samples were determined depending on the castor leaf formulations (formula 1).

$$ANI = \frac{1}{n} \sum ni \quad (1)$$

**ANI:** average number of individuals in 100 ml of soil samples or 5 g of yam root or tuber peel samples; **ni:** number of individuals in 100 ml of nematode suspension; **n:** number of repetitions

### **2.4.3 Evaluation of the Effects of Treatments on Nematode Population Dynamics**

The numbers of *P. coffeae* and *M. javanica* individuals in 100 ml of soil, in 5-g roots, and in 5-g yam peelings were determined before and at 3, 6, and 9 months after the seed planting.

### **2.4.4 Evaluation of the Effects of Treatments on Yam Yield**

At harvest, the yield of the yam plants was determined according to the formula of Rodriguez [24]. The yield was determined with 10 yam plants selected per elementary plot.

## **2.5 Data Analysis**

The data were analyzed with Statistica 7.1 software. Nematode numbers, then symptom prevalence and symptom severity index, were normalized by the functions  $\text{Log}(x+1)$  and  $\arcsin\sqrt{p/100}$ , respectively. Data were analyzed depending on the treatments. To identify the most effective treatment, means were separated using Dunnett's test at the 5% level.

## **3. RESULTS**

### **3.1 Effects of Dried Castor Leaf Formulations on Symptom Development**

Galls, cracks, and dry rot were observed on freshly harvested yam tubers. Treatments influenced the prevalence of galls and dry rot (Table 1). Galls and dry rot were less

common tubers from soils incorporated with products compared to those from untreated soils. The prevalence of galls was less than 5% on tubers from treated soils. However, it was 28.1% on tubers from untreated soils. The prevalence of dry rot on tubers varied from 2.78 to 12.1% depending on the products, compared to 48.9% in untreated soils. However, the prevalence of crack varied from 2.16 to 2.78% depending on the products.

Treatments significantly affected the severity index of symptoms (Table 1). Symptoms were more severe on tubers from untreated soils compared to those on treated soils. Indeed, the symptom severity index varied from 24.2 to 33.7% on control tubers. In contrast, it oscillated between 0.28 and 6.94% depending on the products incorporated into soils. Castor leaf extract and powder limited gall and crack development similarly. However, castor leaf powder limited dry rot development more than leaf extract.

**Table 1. Prevalence and severity index of symptoms depending on the dried castor leaf formulations**

Castor leaf formulations	Prevalence of Symptoms (%)			Severity Index of Symptoms (%)		
	Galls	Cracks	Dry rot	Galls	Cracks	Dry rot
Control	28.1 ± 11.6a	2.78 ± 1.39a	48.9 ± 11.6a	33.7 ± 10.1a	24.2 ± 7.23a	30.8 ± 11.2a
Carbofuran	1.11 ± 1.11b	2.16 ± 1.45a	12.1 ± 5.22b	0.28 ± 0.28b	0.59 ± 0.39b	5.37 ± 2.92b
Leaf powder	1.11 ± 1.11b	2.44 ± 1.63a	2.78 ± 2.78c	1.11 ± 1.11b	0.28 ± 0.28b	5.56 ± 5.56b
Leaf extract	4.92 ± 2.16b	2.78 ± 1.47a	10.1 ± 6.01b	3.89 ± 1.77b	1.11 ± 0.61b	6.94 ± 3.56b
<i>P</i>	.02	.98	.000	.01	.01	.01

Average ± Standard deviation; Values with the same letter in each column are statistically identical at the 5% level; *P*: probability value; Leaf powder: dried castor leaf powder formulation (100 g/mound); Leaf extract: dried castor leaf extract formulation (500 ml/mound); Carbofuran: carbofuran (10 g/mound); Control: untreated mounds

### 3.2 Effects of Dried Castor Leaf Formulations on Nematode Numbers

Dried castor leaf powder and extract reduced nematode numbers in the soil, roots, and tubers compared to the control (Table 2). The number of *M. javanica* and *P. coffeae* individuals varied significantly depending on the applied products. Nematode numbers in the soil (14–54 individuals), roots (3–105 individuals), and tubers (14–27 individuals) of treated soils were lower than those of control soils (37–423 individuals). Dried castor leaf powder and extract reduced the number of nematodes in the same way as carbofuran.

**Table 2. Nematode numbers depending on the dried castor leaf formulations**

Castor leaf formulations	Nematode Numbers					
	<i>Meloidogyne javanica</i>			<i>Pratylenchus coffeae</i>		
	Soils	Roots	Tubers	Soils	Roots	Tubers
Control	84 ± 14a	52 ± 22a	37 ± 6a	194 ± 42a	423 ± 183a	75 ± 30a
Carbofuran	14 ± 2c	15 ± 4b	15 ± 3b	23 ± 3c	92 ± 42b	21 ± 05b
Leaf powder	18 ± 3b	03 ± 1c	18 ± 4b	31 ± 15c	105 ± 23b	27 ± 06b
Leaf extract	21 ± 5b	28 ± 4b	14 ± 4b	54 ± 6b	95 ± 40b	20 ± 04b
<i>P</i>	.000	.000	.000	.000	.000	.000

Average ± Standard deviation; Values with the same letter in each column are statistically identical at the 5% level; *P*: probability value; Leaf powder: dried castor leaf powder formulation (100 g/mound); Leaf extract: dried castor leaf extract formulation (500 ml/mound); Carbofuran: carbofuran (10 g/mound); Control: untreated mounds

### 3.3 Effect of Dried Castor Leaf Formulations on Yam Yield

Yam yield varied from 7.67 to 10.48 t/ha depending on the dried castor leaf formulations (Table 3). The treatments influenced the yam yield. The highest yields (10.01–10.48 t/ha) were obtained from plants on soils incorporated with carbofuran and castor leaf powder.

**Table 3. Yam yield depending on the dried castor leaf formulations**

Castor leaf formulations	Yield (t/ha)
Control	7.67 ± 0.44b
Carbofuran	10.01 ± 0.42a
Leaf powder	10.48 ± 0.43a
Leaf extract	8.89 ± 0.40b
<i>P</i>	.000

Average ± Standard deviation; Values with the same letter are statistically identical at the 5% level; *P*: probability value; Leaf powder: dried castor leaf powder formulation (100 g/mound); Leaf extract: dried castor leaf extract formulation (500 ml/mound); Carbofuran: carbofuran (10 g/mound); Control: untreated mounds

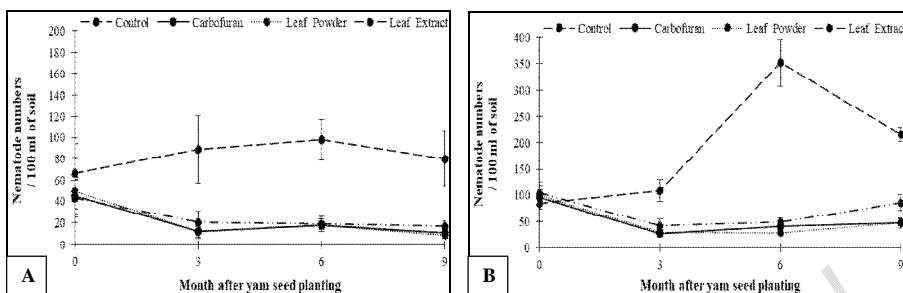
### 3.4 Effects of Dried Castor Leaf Formulations on Nematode Dynamics

#### 3.4.1 Nematode Population Dynamics in Soil

The number of nematodes varied depending on the yam development stages and dried castor leaf formulations. The number of nematodes increased in untreated soils, while it decreased in soils incorporated with the product. Thus, the number of *M. javanica* individuals in the untreated soils was 67 before the yam seed planting (Fig. 1A). It increased to reach 98 and 80 individuals in the 6<sup>th</sup> and 9<sup>th</sup> months, respectively. However, the number of individuals of *M. javanica* was significantly lower in the treated soils compared to the untreated soils. The number of individuals was not more than 21 in the 3<sup>rd</sup> month and less than 20 and 10 individuals in the 6<sup>th</sup> and 9<sup>th</sup> months, respectively, regardless of the applied product.

In untreated soils, the number of *P. coffeae* individuals was 85 before seed planting. It increased to reach a peak of 352 individuals in the 6<sup>th</sup> month before decreasing to 216 individuals in the 9<sup>th</sup> month (Fig.1B). However, it was very low in the treated soils. The number of *P. coffeae* individuals was maintained at less than 50 individuals in the 3<sup>rd</sup> month, regardless of the applied products. It was stabilized at 50 individuals from the 3<sup>rd</sup> to the 9<sup>th</sup> month in soils treated with carbofuran.

The number of *P. coffeae* individuals increased significantly in soils incorporated with leaf powder and extract. It increased from 30 to 48 individuals between the 3<sup>rd</sup> and 9<sup>th</sup> months in the soil incorporated with leaf powder. However, it increased from 43 to 86 individuals during the yam growing season in soils treated with leaf extract.



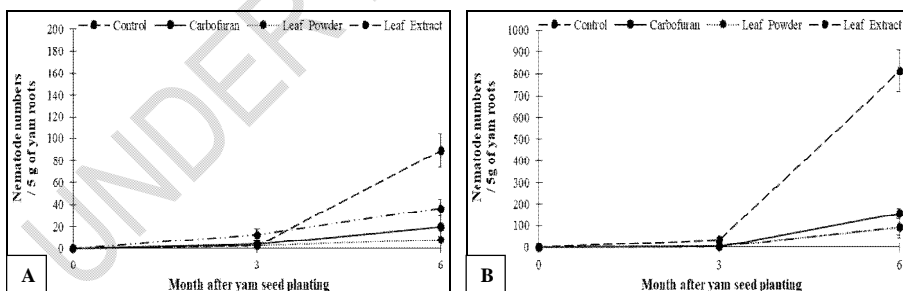
**Fig. 1. *Meloidogyne javanica* (A) and *Pratylenchus coffeae* (B) population dynamics in soil depending on the dried castor leaf formulations**  
 Leaf powder: dried castor leaf powder formulation (100 g/mound); Leaf extract: dried castor leaf extract formulation (500 ml/mound); Carbofuran: carbofuran (10 g/mound); Control: untreated mounds

### 3.4.2 Nematode Population Dynamics in Yam Roots

The application of products did not prevent the increase in nematode numbers in the roots of yam plants. The nematode number increased slightly in the roots of plants on the treated soils compared to the control plants.

Thus, the number of *M. javanica* individuals increased from 3 to 89 individuals in the roots of the plants on untreated soils in the 3<sup>rd</sup> and 6<sup>th</sup> months, respectively (Fig. 2A). In the roots of the yam plants, the number of *M. javanica* individuals, although low compared to the control plants, also increased. It rose from not more than 13 individuals in the 3<sup>rd</sup> month to less than 40 individuals in the 6<sup>th</sup> month for all the applied products.

Similar results were obtained for *P. coffeae*. Its number increased considerably, reaching a peak of 812 individuals in the 6<sup>th</sup> month in the roots of untreated soils (Fig. 2B). However, there were fewer than 10 and 200 individuals in the 3<sup>rd</sup> and 6<sup>th</sup> months, respectively, regardless of the applied product.



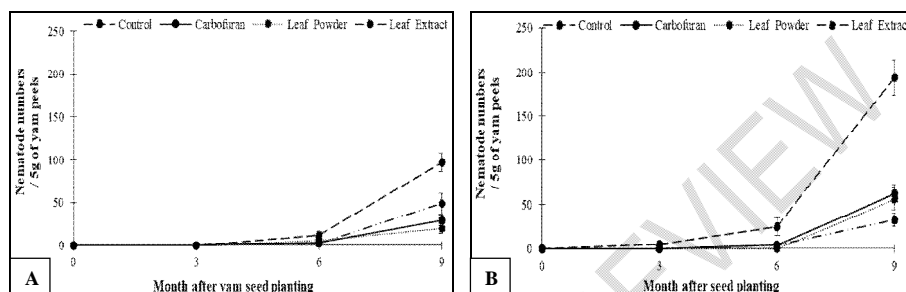
**Fig. 2. *Meloidogyne javanica* (A) and *Pratylenchus coffeae* (B) population dynamics in yam roots depending on the dried castor leaf formulations**  
 Leaf powder: dried castor leaf powder formulation (100 g/mound); Leaf extract: dried castor leaf extract formulation (500 ml/mound); Carbofuran: carbofuran (10 g/mound); Control: untreated mounds

### 3.4.3 Nematode Population Dynamics in Yam Tubers

In yam tubers, nematode numbers increased despite the products applied to the soil. The number of *M. javanica* individuals increased considerably in the tubers from the control treatment, with 0, 12, and 97 individuals in the 3<sup>rd</sup>, 6<sup>th</sup>, and 9<sup>th</sup> months, respectively (Fig. 3A).

In yam tubers from treated soils, nematode numbers increased slightly compared to the control treatment, with less than 10 and 50 individuals in the 6<sup>th</sup> and 9<sup>th</sup> months, respectively.

In the tubers from the control treatment, the number of *P. coffeae* individuals increased significantly during the yam growing season, with 5, 25, and 194 individuals in the 3<sup>rd</sup>, 6<sup>th</sup>, and 9<sup>th</sup> months, respectively (Fig. 3B). In contrast, it was relatively low in the tubers from treated soils. The number of *P. coffeae* individuals in yam tubers from treated soils was less than 5 and 70 individuals in the 6<sup>th</sup> and 9<sup>th</sup> months, respectively.



**Fig. 3. *Meloidogyne javanica* (A) and *Pratylenchus coffeae* (B) population dynamics in yam tubers depending on the dried castor leaf formulations**

Leaf powder: dried castor leaf powder formulation (100 g/mound); Leaf extract: dried castor leaf extract formulation (500 ml/mound); Carbofuran: carbofuran (10 g/mound); Control: untreated mounds

#### 4. DISCUSSION

Yam is the leading food crop in Côte d'Ivoire [25]. Its cultivation is subject to attacks by plant-parasitic nematodes [11], which affect the productivity and commercial quality of the tubers [26]. The strategies developed for controlling the attacks of these nematodes, although effective, sometimes remain costly for the producer or difficult to implement [27]. Thus, the use of organic amendments by means of plant products is increasingly encouraged. This study, which has revealed that the application of dried castor leaves in the form of powder and aqueous extract reduces nematode numbers in yam soils, roots, and tubers, fits in this context.

Thus, the reduction in nematode numbers after application of dried castor leaf extract might be due to the nematicide secondary metabolites found in the extract. Indeed, plant extracts contain, among others, phenolic compounds, terpenes, and terpenoids [28]. Several of these compounds have nematicidal properties, although their modes of action are unknown. Thus, they might directly or indirectly alter the respiratory functions of the nematodes, sometimes leading to death, hence the reduction in their number. Meanwhile, the reduction in nematode numbers after application of the dried castor leaf powder might be due to the decomposition of organic matter, which results in the release of ammonium ions, formaldehyde, phenols, and volatile fatty acids [29;30]. These compounds, toxic to nematodes, might cause their deaths and reduce their number in soils.

The number of *P. coffeae* and *M. javanica* individuals in yam roots and tubers from treated soils were significantly lower compared to those from untreated soils. This would be due to the strong reduction in the number of these species of nematodes in soils following the application of the different nematicide products. Thus, the yam roots would have absorbed

more water and nutrients compared to the roots of control plants. This might account for the high yield noted in plants from soils treated with carbofuran and dried castor leaf powder.

Furthermore, dried castor leaf powder and extract reduced nematode numbers in yam soils, roots, and tubers like carbofuran. This means that dried castor leaf powder and extract could be used as a replacement for carbofuran. Indeed, chemical nematicides are increasingly withdrawn from the market because of their persistence as residues in the food web, their toxicity to humans [31], and their high cost for low-income households [32]. Organic amendments have several advantages, including the improvement of the physical, chemical, and biological properties of soils. They have a beneficial effect on plant growth and are low-cost [33]. In addition, the farmer could have several choices regarding yam nematode control strategies.

## 5. CONCLUSION

The castor leaf powder and extract reduce nematode numbers in yam soils, roots, and tubers. They keep the development of symptoms at a significantly low level and allow a gain in yam yield. Dried castor leaf powder and extract are promising means for controlling yam nematodes. There is therefore an interest in using these technologies in an integrated management program for yam diseases. However, this study revealed an increase in the number of nematodes in tubers after the third month of cultivation and after a single application of the products. Thus, the effect of the frequency of product application on nematode population dynamics is significant.

## REFERENCES

1. O'Sullivan JN. Yam nutrition: nutrient disorders and soil fertility management, ACIAR Monograph N°144, Australian Centre for International Agricultural Research, Canberra, 2010.
2. Osunde ZD, Orhevba BA. Effects of storage conditions and storage period on nutritional and other qualities of stored yam (*Dioscorea* spp) tubers. *African Journal of Food Agriculture and Nutrition Development*. 2009;9:678-690.
3. Doumbia S, Tshiunza M, Tollens E, Stessens J. Rapid spread of the florig yam variety (*Dioscorea alata*) in Ivory Coast: introduced for the wrong reasons and still a success. *Agriculture*. 2004;33:49-54.
4. Doumbia S, Touré M, Mahyao A. Yam marketing in Côte d'Ivoire: Current status and evaluation prospects. *Agriculture notebooks*. 2006;15:273-277. English.
5. Doumbia S, Koko L, Aman SA. The introduction and dissemination of the C18 yam variety in the central region of Côte d'Ivoire. *Journal of Applied Biosciences*. 2014;80:7121-7130. English.
6. FAOSTAT. Food and Agricultural Organization Statistics Database. Available: <http://faostat.fao.org>. Accessed October 11, 2022.
7. Oguntade AE, Thompson OA, Ige T. Economics of seed yam production using miniset technique in Oyo State, Nigeria. *Field Actions Science Reports*. 2011;4:1-6.
8. Ravichandra NG. Phytonematodes: threat to horticulture. In *Horticultural Nematology*, 1st ed. New Delhi: Springer; 2014.

9. 9. Ogara IM, Bina RND. Prevalence and persistence of galls and the galling nematodes *Meloidogynespp* on yams in Nasarawa state, Nigeria. *acta SATECH*. 2010;3:10-13.
10. 10. Quénéhervé P. Yam nematodes, Proceedings of the CIRAD-INRA-Orstom-CORAF International Seminar. Montpellier; 1997. French.
11. 11. Bridge J, Coyne DL, Kwoseh CK. Parasitic nematodes of tropical root and tuber crops (excluding potatoes). In Luc M, Sikora RA, Bridge J, editors. *Plant parasitic nematodes in subtropical and tropical agriculture*, 2nd ed. Wallingford: CAB International; 2005.
12. 12. Kouakou YYFR, Kra KD, Atta Diallo H. Fluctuation in yam nematodes depending on the phenological stages of the main yam species (*Dioscorea alata* L.) cultivated in Côte d'Ivoire. *International Journal of Plant & Soil Science*. 2020;32(11):30-44.
13. 13. Kouakou YYFR, Kra KD, Toualy MNY, Atta Diallo H. Morphological characteristics of *Scutellonema bradys* populations responsible for yam dry rot in Côte d'Ivoire. *Journal of Advances in Biology & Biotechnology*. 2021;24(2):43-59.
14. 14. Noling JW. Nematode management in tomato, peppers and eggplant, Fact Sheet ENY-032. Available: <http://edis.ifas.ufl.edu>. Accessed 24 November 2015.
15. 15. Bissadou KD, Tchabi A, Tounou AK, Ayessom A, Gumedzoe M. Impact of organic manure applied alone and in combination with an indigenous strain of arbuscular mycorrhizal fungus *Glomus mosseae* on *Meloidogynespp*, the main parasitic nematode of tomato in Togo. *Journal of Applied Biosciences*. 2012;55:3973-3986. English.
16. 16. Tsay TT, Wu ST, Lin YY. Evaluation of Asteraceae plants for control of *Meloidogyne incognita*. *Journal of Nematology*. 2004;36:36-41.
17. 17. Osei K, Otoo E, Danso Y, Adomako J, Agyeman A, Asante JS. Organic soil amendments in nematode management in yam production. *Nematropica*. 2013;43:78-82.
18. 18. Kouakou YYFR, Kra KD, Assiri KP, Atta Diallo H. Nematicidal effectiveness of products stemming from dried leaves of castor-oil plant (*Ricinus communis*) on *Meloidogyne* and *Pratylenchus*, yam pathogenic nematodes in Côte d'Ivoire. *International Journal of Agronomy and Agricultural Research*. 2017;11(5):57-68.
19. 19. N'Guessan KE. Study of the evolution of the vegetation of the "V Baoulé" (contact forest / savannah in Côte d'Ivoire) by remote sensing. *Drought remote sensing*, Ed. AUPELF-UREF; 1990. English.
20. 20. Bla KB, Trébissou JND, Bidié AP, Assi YJ, Zirihi-Guédé N, Djaman AJ. Ethnopharmacological study of antimalarial plants used among the Baoulé-N'Gban of Toumodi in central Côte d'Ivoire. *Journal of Applied Biosciences*. 2015;85:7775-7783. English.
21. 21. Alui KA, Yao-Kouame A, Ballo KC, Kouadio KP, N'guessan KA, Nangah KY. Behavior of two morphotypes of *Lippia multiflora* (Verbenaceae) on ferral soils in the

- Yamoussoukro region, Ivory Coast. *Journal of Applied Biosciences*. 2011;38:2592-2601. English.
22. 22. Zewain QK. Evaluation of some chemical nematicides and organic formulations in management of root-knot nematode *Meloidogyne* on eggplant. *Journal of Tikrit University for Agricultural Sciences*. 2014;8-14.
  23. 23. Coyne DL, Nicol JM, Claudius-Cole B. *Plant nematodes: A practical guide to field and laboratory techniques*. Cotonou, International Institute of Tropical Agriculture (IITA); 2010. English.
  24. 24. Rodriguez M. Yield calculation, Available: <http://www.ecocongo.cd>. Accessed 23 March 2016.
  25. 25. Ettien J-B, Tschannen A. 2003. Evaluation of new yam varieties in Côte d'Ivoire: Review of three years of experience with genotypes improved by IITA, Proceedings of the Colloquium, Garoua, 2003. French.
  26. 26. Osei K, Danso Y, Otoo E, Adomako J, Asante JS, Abugri B. Evaluation of yam varieties for reaction to plant parasitic nematodes infestation in three agro-ecologies of Ghana. *Academic Research Journal of Agricultural Science and Research*. 2015;3:201-206.
  27. 27. Plowright R, Kwoseh C. Identification of resistance to major nematode pests of yams (*Dioscorea* spp.) in West Africa R6694 (ZA0021). Crop Protection Program, Final technical report, 2000.
  28. 28. Shaukat SS, Siddiqui IA, Zarina B. Effects of some common weeds from Pakistan on plant-parasitic nematodes in vitro and population densities and survival of *Meloidogyne incognita* in okra and brinjal. *Nematologia Mediterranea*. 2004;32:111-115.
  29. 29. Walker GE. Effects of *Meloidogyne javanica* and organic amendments, inorganic fertilizers and nematicides on carrot growth and nematode abundance. *Nematologia Mediterranea*. 2004;32:181-188.
  30. 30. Wang KH, McSorley R, Gallagher RN. Effect of *Crotalaria juncea* amendment on squash infected with *Meloidogyne incognita*. *Journal of Nematology*. 2004;36:290-296.
  31. 31. Oka Y. Mechanisms of nematode suppression by organic soil amendments-A review. *Applied Soil Ecology*. 2010;44:101-115.
  32. 32. Adomako J, Kwoseh CK. Effect of castor bean (*Ricinus communis* L.) aqueous extracts on the performance of root-knot nematodes (*Meloidogyne* spp.) on tomato (*Solanum lycopersicum* L.). *Journal of Science and Technology*. 2013;33:1-11. Renčo M. Organic amendments of soil as useful tools of plant parasitic nematodes control. *Helminthologia*. 2013;50:3-14.

33

Comment [U1]: Insert reference 33