

## Original Research Article

# EFFECT OF CHITOSAN ON STORAGE BEHAVIOUR OF SAPOTA

## Manilkara achras(Mill) fosbergcv. 'Kalipatti'

### ABSTRACT:

The present study was undertaken to study ~~the~~ effect of chitosan treatments on ~~the~~ storage behaviour of sapota *Manilkara achras* (Mill) fosberg cv. Kalipatti ~~is~~ stored at ambient temperature. The climacteric rise in sapota fruits shortens the postharvest life and degrades the quality of the fruits. A polysaccharide like ~~a~~ chitosan has been used as an edible coating to extend the storage life of sapota fruits, which is an innovative approach for ~~the~~ fruit preservation and ~~towards~~ sustainable development. Chitosan-based coatings have tremendous potential in several fruits to extend the shelf-life. An investigation was carried out to know the effectiveness of post-harvest treatments with edible coatings (0.5%, 1%, 1.5%, and 2% chitosan) ~~which~~ compared with ~~the~~ control. 1% chitosan coating resulted ~~in~~ maximum fruits (more than 75%) having ~~a~~ shelf life of 7 days under ambient conditions ~~which~~ was at par with 1.5% chitosan coating. Chitosan coating reduced the physiological losses in weight as compared to the uncoated fruits. The maximum retention of physical parameters such as fruit firmness, specific gravity, colour L\*, a\* and b\* values as well as slow ripening and less spoilage behaviour was observed in ~~chitosan-chitosan~~-coated sapota fruits.

**Keywords:** Sapota, Chitosan, Physical parameters, Shelf life.

### Introduction:

Sapota (*Manilkara achras*) is a tropical fruit native to Mexico and Central America and belongs to the family Sapotaceae. It is a climacteric fruit which requires ethylene to ripen due to which it gets ripens within 3-5 days after harvest (Lakshminarayana and Subramanyam, 1966)<sup>[13]</sup>. Sapota is referred ~~to~~ by many names, including chico, sapodilla, lamut, and chicle, among others. Fruits from it are almost available ~~around~~ the year. It is robust, extremely productive, and typically free of harmful pests, illnesses, and physiological issues. As a result, it has become a significant fruit crop that is widely grown in India.

In India, sapota ranks fifth both in production and consumption ~~in~~ next to mango, banana, citrus and grapes (Shrivastava et al., 2017)<sup>[18]</sup>. Sapota is grown mainly in coastal areas such as Maharashtra, Gujarat, Karnataka and Tamil Nadu. It is consumed mostly indigenously. Sapota contains various important nutrients which ~~has~~ ~~have~~ certain health benefits (Anand et al., 2007)<sup>[3]</sup>. The fruits have an appreciable amount of protein, fat, fibre, calcium, phosphorus, iron, carotene and vitamin C. It is also rich in bio-iron required for the formation of haemoglobin (Jaishankar And Kukanoor, 2016)<sup>[8]</sup>.

Fruits like sapota have a very short shelf life when stored in ambient conditions because they are highly perishable. Furthermore, it is delicate to cold storage (Sudha et al., 2007)<sup>[19]</sup>. Fruit post-harvest losses are high in tropical countries like India, ranging between 25 and 30%. The respiration rate and ethylene production significantly increase during ripening, which happens quickly. All of ~~which~~ ~~these~~ classify it as a fruit with a very short shelf life and ~~a~~ high perishability, making its commercialization more challenging (Jaishankar And Kukanoor, 2016)<sup>[8]</sup>.

With their strong climacteric ripening behaviour and high perishability, sapota fruit must be handled carefully after harvest ~~in order~~ to transport ~~for~~ ~~to~~ distant markets in the best possible condition. The

postharvest quality and shelf life of sapota fruits are affected by pre-harvest factors like plant nutrition and ~~post-post~~ harvest factors like storage conditions, and packaging (Madani et al., 2018)<sup>[14]</sup>.

Chitosan plays a vital role in the post-harvest management of horticultural crops by minimizing post-harvest losses and enhancing the quality of produce. Chitosan is currently employed in post-harvest fruit preservation. The main advantages of edible active coatings are to preserve the quality, increase the shelf life, and guard against the microbiological decomposition of fresh fruits. The chemical compound chitosan has a wide range of possible uses in the chemical, biological, food, pharmaceutical, and medical industries. Because of its film-forming abilities, antibacterial effects, lack of toxicity, biodegradability, and biochemical features, chitosan ~~has been shown to be~~ is one of the finest nutritionally and physiologically safe preservative coatings for various sorts of foods. Permeable films on the fruit surface, modify the fruit's internal atmosphere, regulate gas exchange, reduce transpiration losses, delay the ripening, and maintain the quality of harvested fruit (kaya et al., 2016)<sup>[9]</sup>

The ~~chitosan-chitosan~~ based edible coating with a known allergen on the food products should be clearly understood and labelled. This is because ~~of the fact that~~ chitosan coating with many kinds of antimicrobial agents ~~are is~~ made from ingredients that might cause the allergic reaction on the surface of fruits and vegetables (Xing et al., 2016)<sup>[20]</sup>.

## MATERIALS AND METHODS:

The present investigation entitled ~~study~~ Study on the effect of chitosan on storage behaviour of sapota [*Manilkara achras* (Mill) Forsberg] cv. 'Kalipatti' was undertaken at the Laboratory of the Department of Post Harvest Management of Fruit, Vegetable and Flower Crops, Post Graduate Institute of Post Harvest Technology and Management (PGI-PHTM), Killa-Roha, Dist- Raigad (Maharashtra State) during the year 2021-22. The experiment was laid out in a Completely Randomized Design (CRD) with four replications (25 fruits ~~+~~/replication). There were five treatments viz., T<sub>1</sub>: Control, T<sub>2</sub>: 0.5% Chitosan, T<sub>3</sub>: 1% Chitosan, T<sub>4</sub>: 1.5% Chitosan and T<sub>5</sub>: 2% Chitosan under ambient conditions.

### Edible coating preparation and fruit treatment:

The chitosan solution having a concentration of 7% was purchased from the market. Chitosan solution of different concentrations i.e., 0.5, 1.0, 1.5, and 2.0 per cent w/v was made. Solutions were homogeneously mixed with the use of a hot magnetic stirrer 1200rpm for 5 minutes each. The freshly harvested fruits were washed in water, dried, and dipped in a coating solution for five min followed by air drying. After surface drying, the fruits of each treatment were kept in cardboard boxes ~~of~~ previously placed ~~on-in~~ the laboratory of PGI-PHTM of the FVF Department at ambient storage conditions. During storage, the fruits were observed daily (after 24 hrs) for changes in physical and chemical parameters.

## Physical parameters

### Colour

The colour reader (make Konica Minolta, Japan CR-10) was used to determine the skin colour of sapota fruits and expressed as L\*, a\* and b\* values.

### Physiological Weight in Loss (%)

The sapota fruits were weighed initially as well as at each storage interval. The difference between the initial and final weights of fruit was regarded as a complete loss of weight. Results were presented using the standard method ~~of~~ and expressed as a percentage loss of the starting weight (AOAC 1994)<sup>[4]</sup>.

$$PLW (\%) = \frac{\text{Initial weight (g)} - \text{Final weight (g)}}{\text{Initial weight (g)}} \times 100$$

### ~~Specific~~ The specific gravity of fruits

Individual fruit was weighed on ~~monopan-monoplane~~sensitive electronic balance. ~~Volume-~~The volume of fruit was determined by the water displacement method using a measuring cylinder and the average volume of 10 fruits was recorded in ~~milliliterres-~~millilitres (ml). The specific gravity of the fruit was computed by dividing the values of the fresh weight of the fruit by that of volume and the average of 10 fruits was calculated by formula.

~~Specific-~~The specific gravity of fruit = Weight of fruit (g)/ Volume of fruit (ml)

**Fruit firmness (kg/cm<sup>2</sup>)**

~~Total-~~A total of ten fruits per treatment were observed for fruit firmness and determined by using a fruit pressure tester and recorded at kg/cm<sup>2</sup>

### **Ripening and spoilage pattern**

For studying the ripening and spoilage pattern fifty fruits per treatments were observed for stages like unripe, ~~half-half-~~ripe, ripe, shrivelled and diseased ~~at-~~every alternate day.

### **Sensory evaluation**

The fruits treated with various concentrations of chitosan were evaluated for their organoleptic qualities like colour, flavour, texture and overall acceptability on a hedonic scale (Amerine *et al.* 1965)<sup>[2]</sup> as given below.

A panel of six judges was selected based on their consistency and reliability of judgment. The panellists were asked to score the differences between the samples by allotting the numbers from 1 to 9, where 1 represented Dislike extremely, 2, Dislike very much, 3, Dislike moderately, 4, Dislike slightly, 5, Neither like nor dislike, 6, Like slightly, 7, Like moderately, 8, Like very much and 9, Like extremely.

## **Result and Discussion**

### **Colour**

#### **L\* value for the colour**

The ~~in-~~in-control decreased from 62.03 to 25.37 while it was better maintained in ~~chitosan-~~chitosan-coated fruits with less amount of decrease. The mean of the treatments shows that the L\* value for colour was maintained better in T<sub>3</sub> and T<sub>4</sub> treatments.

The maximum L\* value for colour was found in T<sub>3</sub> (35.58) which was at par with T<sub>4</sub> (34.33) followed by T<sub>2</sub> (33.43) and T<sub>5</sub> (31.55) while the minimum colour L\* value was found in T<sub>1</sub> (25.37) on 7<sup>th</sup> day of storage.

Colour is one of the major visual attributes of fruits. The change in colour of sapota fruits from light brown to dark brown continued over the storage period due to which there is a decrease in colour values. Control fruits showed faster colour change than coated ones. ~~Lower-~~A lower rate of decrease in colour values found in coated fruits indicated that edible coating has relatively delayed the browning and colour development of the peel which leads to slower changes in colour development. The slow colour development can be attributed to the modified internal atmosphere created within the fruit (Saha *et al.*, 2015)<sup>[17]</sup>.

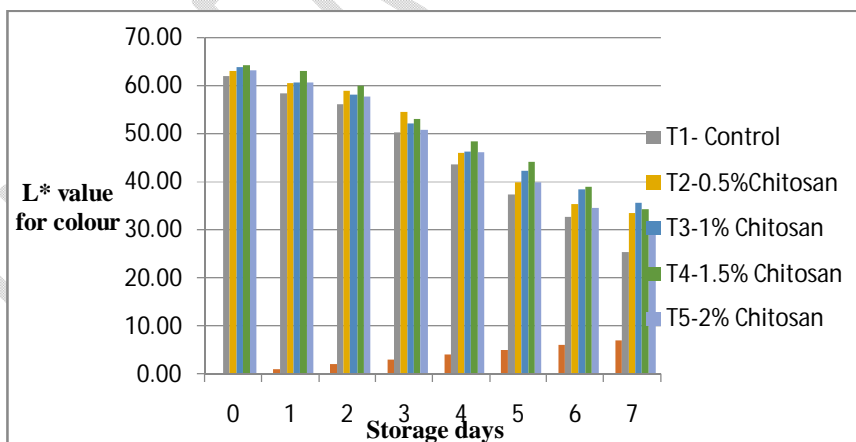
#### **a\* value for the colour**

During the initial days of storage i.e., 0 to 2<sup>nd</sup> day, the ~~a-~~a\* value for colour was found to be non-significant, while the a\* value for colour was increased from 3<sup>rd</sup> day to 7<sup>th</sup> day of storage the minimum a\* value for colour was observed in T<sub>3</sub> (11.32) which was at par with T<sub>4</sub> (11.40) while, maximum a\* values for colour was recorded in T<sub>1</sub> (11.58).

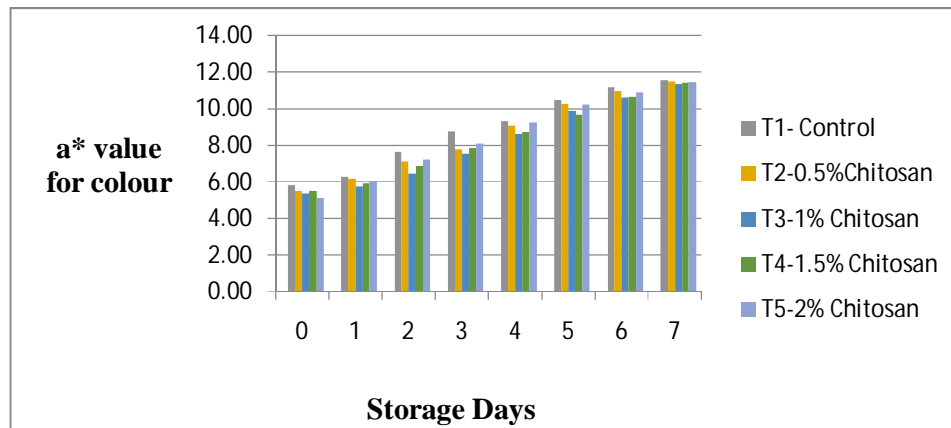
**Result**–The result of similar findings was observed in an experiment on the Study of physico-chemical properties of sapota (Achras Sapota L.) Sapota a\* values of sapota fruits was found in-between 7.10 to 10.42 and the average a\* value of sapota were was 7.14±0.02 (Jadhav et al., 2018). **Colour**–The colour of the outer peel of sapota was turning to reddish brown. However, this colour change towards red was more in control than that of treated ones and this edible coating could delayed the ripening process of Sapota fruit thereby becoming more reddish brown (Padmaja et al., 2015)<sup>[15]</sup>.

**Table No.1** Effect of **chitosan-chitosan**-based edible coating on L\* value and a\* value for the colour of sapota fruits cv. Kallipatti during storage.

Treatments	L* value for the colour								a* value for the colour							
	Days of Storage								Days of Storage							
	0	1	2	3	4	5	6	7	0	1	2	3	4	5	6	7
T <sub>1</sub>	62.4	58.2	56.2	50.2	43.6	37.3	32.7	25.4	5.82	6.27	7.63	8.74	9.31	10.5	11.2	11.6
T <sub>2</sub>	63.1	60.5	59.7	54.7	46.9	39.3	35.4	33.4	5.51	6.18	7.19	7.79	9.08	10.4	10.9	11.5
T <sub>3</sub>	63.9	60.6	58.1	52.1	46.3	42.4	38.4	35.6	5.34	5.75	6.46	7.52	8.63	9.85	10.6	11.3
T <sub>4</sub>	64.3	63.1	59.9	53.1	48.5	44.2	38.9	34.3	5.50	5.98	6.88	7.86	8.71	9.65	10.7	11.4
T <sub>5</sub>	63.3	60.6	57.7	50.9	46.1	39.9	34.5	31.6	5.13	6.04	7.23	8.08	9.23	10.2	10.9	11.4
Mean	63.3	60.6	58.2	52.2	40.7	36	36	32.1	5.46	6.03	7.06	8	10.1	10.9	10.9	11.4
S.E ±	2.41	3.02	2.39	2.94	2.91	1.12	0.91	0.43	0.25	0.3	0.26	0.14	0.13	0.09	0.07	0.03
CD @ 5%	NS	NS	NS	NS	NS	3.66	2.96	1.41	NS	NS	NS	0.47	0.41	0.39	0.24	0.14



**Fig 1:** Effect of **chitosan-chitosan**-based edible coating on L\* value for colour of sapota fruits cv. Kallipatti during storage



**Fig 2: Effect of chitosan-chitosan-based edible coating on a\* values for the colour of sapota fruits cv. Kallipatti during storage**

### **b\* value for the colour**

The b\* values for colour showed a decreasing trend of values for both the control and treated sapota. The b\* value for colour was found to be non-significant at the initial days of storage. On the 7<sup>th</sup> day of storage, significantly maximum b\* values for colour was-were found in T<sub>3</sub> (17.35), while the minimum b\* value for colour was found in T<sub>1</sub> (14.39). The result of similar findings was observed that the b\* value of colour in sapota fruits ranges between 37.26 to 41.91 and the average value of b\* is 40.50±0.03 (Jadhav et al., 2018). b\* value shows a decreasing trend of values for both control and treated sapota. The degree of decrease was more in control fruits (Padmaja et al., 2015)<sup>[15]</sup>.

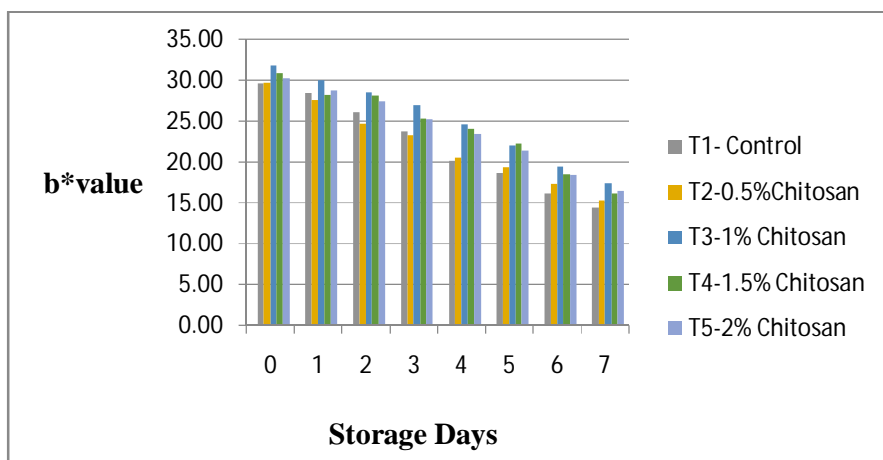
### **Specific gravity**

The specific gravity was found to be non-significant during the initial days of storage. Maximum specific gravity was found in T<sub>3</sub> (1.09), (1.110), (1.088) and T<sub>4</sub> (1.100), (1.090) respectively, while minimum specific gravity were-was observed in T<sub>1</sub> (1.066) and T<sub>5</sub> (1.061).

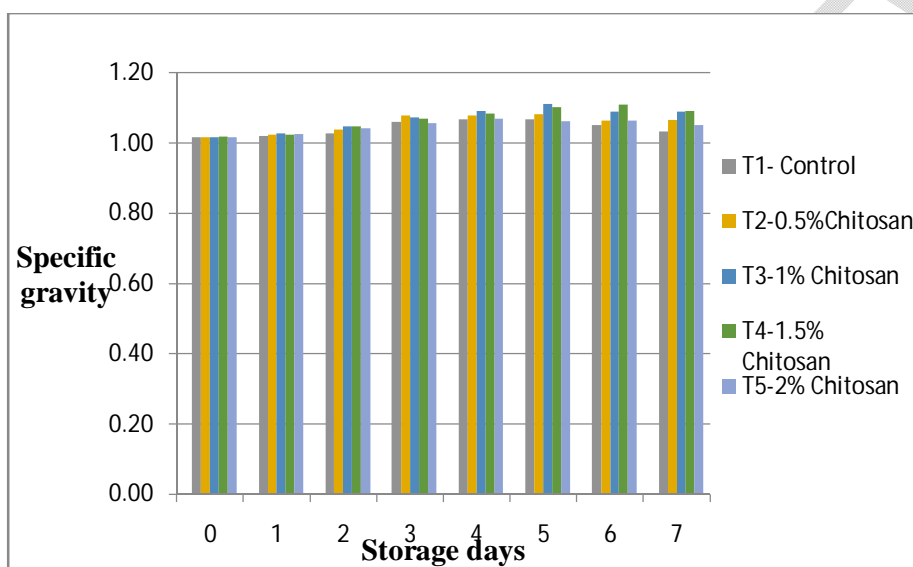
The findings of Khanvilkar et al. (2018) in sapota cv. 'Kalipatti' support the current studies. Jain et al. (2019) and Baidya et al. (2019) observed significant variation in fruit weight and volume, which resulted in variation in the specific gravity of sapota fruits (2020). The specific gravity of mature sapota fruit has been indicated between 1.025 and 1.10 depending on the cultivar, for 'Kalipatti' it has been reported as being 1.10 Awasarmal et al. (2011)<sup>[5]</sup>.

**Table No. 2 Effect of chitosan based edible coating on b\* values and Specific gravity for colour of sapota fruits cv. Kallipatti during storage.**

Treatments	b* value for colour								Specific gravity							
	Days of storage								Days of storage							
	0	1	2	3	4	5	6	7	0	1	2	3	4	5	6	7
<b>T<sub>1</sub></b>	29.6	28.4	26.1	23.8	20.2	18.6	16.1	14.4	1.02	1.02	1.03	1.06	1.07	1.07	1.05	1.03
<b>T<sub>2</sub></b>	29.7	27.6	24.7	23.3	20.5	19.3	17.3	15.3	1.02	1.02	1.04	1.08	1.08	1.08	1.06	1.07
<b>T<sub>3</sub></b>	31.8	30	28.6	26.9	24.5	22	19.4	17.4	1.02	1.03	1.05	1.07	1.09	1.11	1.09	1.09
<b>T<sub>4</sub></b>	30.8	28.2	28.1	25.3	24	22.2	18.5	16.2	1.02	1.02	1.05	1.07	1.08	1.1	1.11	1.09
<b>T<sub>5</sub></b>	30.3	28.8	27.4	25.2	23.4	21.4	18.4	16.4	1.02	1.03	1.04	1.06	1.07	1.06	1.06	1.05
<b>Mean</b>	<b>30.43</b>	<b>28.57</b>	<b>26.97</b>	<b>24.9</b>	<b>20.72</b>	<b>17.94</b>	<b>17.94</b>	<b>15.92</b>	<b>1.016</b>	<b>1.024</b>	<b>1.039</b>	<b>1.067</b>	<b>1.077</b>	<b>1.084</b>	<b>1.075</b>	<b>1.065</b>
<b>S.E ±</b>	0.55	0.5	0.97	0.81	0.46	0.38	0.25	0.24	0	0	0	0.01	0.01	0.01	0.01	0
<b>CD @ 5%</b>	NS	NS	NS	NS	1.49	1.23	0.82	0.78	NS	NS	NS	NS	0.01	0.02	0.03	0.01



**Fig 3: Effect of ~~chitosan~~-chitosan-based edible coating on b\* values for colour of sapota fruits cv. Kallipatti during storage.**



**Fig 4: Effect of ~~chitosan~~-chitosan-based edible coating on specific gravity ( $\text{kg m}^{-3}$ ) of sapota fruits cv. Kalipatti during storage.**

#### Physiological loss in weight (%)

The data revealed that the different concentrations of chitosan treatments exerted ~~their~~ significant effects on PLW from 4<sup>th</sup> day of storage. Fruits under control not survived on day 5, whereas fruits in T<sub>3</sub> and T<sub>4</sub> treatments not survived on day 7. On the 5<sup>th</sup> day, maximum PLW was recorded in T<sub>1</sub> (18.28%) while the minimum was recorded in T<sub>3</sub> and T<sub>4</sub> treatments (10.33%) and (11.77%) respectively, while on the 7<sup>th</sup> day maximum PLW was recorded in T<sub>1</sub> (28.64%) while the minimum was recorded in T<sub>3</sub> (15.67).

Chitosan coating forms a thin and transparent layer on the sapota skin surface that contributes to slowing down the dehydration process, responsible for ~~the~~ fruit weight loss. Our results are in agreement with previous studies that demonstrated that chitosan coating retarded fruit weight loss in different fruit crops, such as strawberry, sweet cherry, loquat, and plum (Petriccione et al., 2019)<sup>[16]</sup>.

#### Fruit firmness ( $\text{kg/cm}^2$ )

Chitosan exerted an effect on fruit firmness ~~at-duringthe~~ initial storage period and was found to be non-significant. The fruit firmness was found to be non-significant during the initial days of storage to 2<sup>nd</sup> day, while the fruit firmness was continuously decreased from 3<sup>rd</sup> day to 7<sup>th</sup> days of storage.

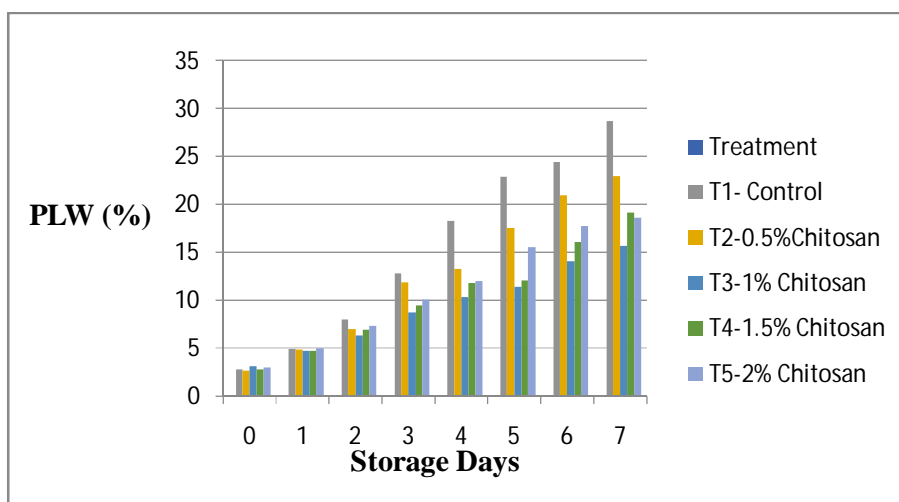
The firmness increased irrespective of treatments in the storage duration. Fruits under control were not survived on day 5 whereas fruits in T2 and T3 treatment survived on day 7. On the 5<sup>th</sup> day of storage minimum firmness was recorded in T<sub>3</sub> (10.33 kg/cm<sup>2</sup>), whereas the maximum fruit firmness was recorded in T<sub>1</sub> (18.28 kg/cm<sup>2</sup>). At the end of storage lowest firmness (15.67 kg/cm<sup>2</sup>) was observed in the T<sub>3</sub> treatment. 1% chitosan coating showed ~~a-the~~ highest firmness ~~at-onthe~~ 7<sup>th</sup> day of storage.

The retention of firmness with chitosan coating is in agreement with the results of Ali ~~et-etal.~~ (2011) that the higher firmness of the coated fruits may be ~~due-to-the-fact-that~~ because as the respiration rate is reduced also reduced ~~is-the~~ degradation of water-insoluble calcium pectate (Ca-pectate) or calcium bridge that renders strength to the fruit skin according to the (Keneko et al., 2002)<sup>[10]</sup>.

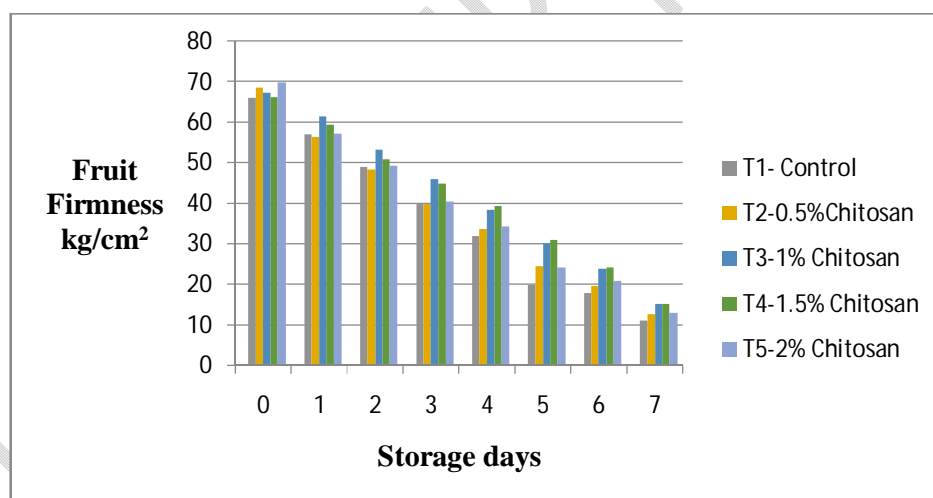
UNDER PEER REVIEW

**Table No.3 Effect of chitosan based edible coating on physiological loss in weight (%) and Fruit firmness (kg/cm<sup>2</sup>) of sapota fruits cv. Kalipatti during storage.**

Treatments	Physiological loss in weight (%)									Fruit firmness (kg/cm <sup>2</sup> )							
	Days of storage									Days of storage							
	0	1	2	3	4	5	6	7	8	0	1	2	3	4	5	6	7
<b>T<sub>1</sub></b>	0	2.78	4.89	7.96	12.8	18.3	22.9	24.4	28.6	65.9	57	48.9	39.8	31.9	19.9	17.9	11
<b>T<sub>2</sub></b>	0	2.61	4.86	6.98	11.9	13.3	17.5	21	22.9	68.4	56.4	48.2	39.8	33.6	24.5	19.5	12.6
<b>T<sub>3</sub></b>	0	3.13	4.7	6.31	8.69	10.3	11.4	14.1	15.7	67.3	61.5	53.1	45.8	38.4	30.2	23.7	15.2
<b>T<sub>4</sub></b>	0	2.75	4.73	6.91	9.45	11.8	12	16.1	19.1	66	59.4	50.8	44.9	39.3	30.9	24	15.1
<b>T<sub>5</sub></b>	0	3.01	4.99	7.34	10	12	15.6	17.7	18.6	69.7	57.2	49.2	40.3	34.3	24.3	20.8	12.9
<b>Mean</b>	<b>0</b>	<b>2.86</b>	<b>4.83</b>	<b>7.1</b>	<b>10.56</b>	<b>13.12</b>	<b>15.88</b>	<b>18.64</b>	<b>20.98</b>	<b>67.45</b>	<b>58.29</b>	<b>50.04</b>	<b>42.12</b>	<b>35.48</b>	<b>25.93</b>	<b>21.19</b>	<b>13.34</b>
<b>S.E ±</b>	0	0.29	0.31	0.39	0.36	0.25	0.25	0.22	0.21	1.8	1.38	1.24	0.69	0.61	0.52	0.5	0.33
<b>CD @ 5%</b>	0	NS	NS	NS	1.17	0.81	0.8	0.71	0.67	NS	NS	NS	2.25	1.98	1.68	1.64	1.06



**Fig 5: Effect of chitosan based edible coating on Physiological loss in weight (%) of sapota fruits cv. Kalipatti during storage.**



**Fig 6: Effect of chitosan based edible coating on Fruit firmness(kg/cm<sup>2</sup>) of sapota fruits cv. Kalipatti during storage.**

### Ripening and spoilage pattern

Maximum unripe fruits were observed in T<sub>3</sub> (15.38%) and T<sub>4</sub> (12.31%) on the 5<sup>th</sup> day, while maximum half-half-ripe fruits were observed in T<sub>4</sub> (33.85%), whereas minimum half-half-ripe fruits wasere noted in T<sub>2</sub> (12.15%) and half-half-ripe fruits was-were not observed in T<sub>1</sub> at the same day.

At-On 7<sup>th</sup> day of storage, maximum ripe fruits were noted in T<sub>3</sub> (76.92%) and T<sub>4</sub> (73.85%), while the minimum was noted in T<sub>1</sub> (44.15%). Maximum shrivelling and spoilage were observed in T<sub>1</sub> (28.8 %), followed by T<sub>5</sub> (23.08%). Maximum diseased fruits are observed in T<sub>2</sub> (30.77%) and T<sub>1</sub> (27.05 %) respectively, while minimum were noted in T<sub>3</sub> (12.31%) and T<sub>4</sub> (15.38%) respectively.

Shrivelling of sapota decreased with an increase in the level of chitosan concentration for post-harvest coating of sapota. As the chitosan coating acts as a gas barrier, it slows down the loss of the respiration processes and moisture loss and allows retention of the firmness of fruits during storage. The results are confirmly-confirmed as also reported (Yaman and Bayoundurh, 2002)<sup>[22]</sup> in grape. It might be due to the loss of moisture affecting the firmness of the berries during storage demonstrated by (Yadav et al., 2022)<sup>[21]</sup>.

**Table No.4 Effect of chitosan based edible coating on ripening and spoilage pattern (%) of sapota fruits cv. Kallipatti during storage.**

Treatments	Days of Storages								
	Stages	0	1	2	3	4	5	6	7
T <sub>1</sub>	UR	100	93.85	60.15	41.25	10.86			
	HR		6.15	30.14	42.5	22.56			
	R			9.71	16.25	46.36	70.55	46.15	44.15
	S					10.52	15.34	27.7	28.8
	D					9.7	14.11	26.15	27.05
T <sub>2</sub>	UR	100	92.31	85.31	56.55	31			
	HR		7.69	14.69	33.33	35.31	12.15		
	R				10.12	30.61	65.41	61.54	49.23
	S					3.08	15.14	15.38	20
	D						7.3	23.08	30.77
T <sub>3</sub>	UR	100	100	80	68.46	38.46	15.38		
	HR			20	31.54	33.85	30.77	18.46	
	R					27.69	53.85	63.08	76.92
	S							9.23	10.77
	D							9.23	12.31
T <sub>4</sub>	UR	100	95.38	73.85	52.31	27.69	12.31		
	HR		4.62	26.15	43.08	53.85	33.85	7.69	
	R				4.61	18.46	49.23	69.23	73.85
	S						4.61	10.77	10.77
	D							12.31	15.38
T <sub>5</sub>	UR	100	92.31	86.15	66.1	18.46			
	HR		7.69	13.85	33.9	46.15	30.77	6.15	
	R					35.39	46.15	61.54	53.85
	S						9.23	15.38	23.08
	D						13.85	16.93	23.07
	<b>Total</b>	<b>100</b>	<b>100</b>	<b>100</b>	<b>100</b>	<b>100</b>	<b>100</b>	<b>100</b>	<b>100</b>

## Sensory evaluation

There were significant differences in all parameters of colour, flavour, texture, and overall acceptability. The flavour of the fruits with 1% and 1.5% coating was rated excellent (7.7 and 7.4), while minimum scoring was rated in control fruits (6.6).

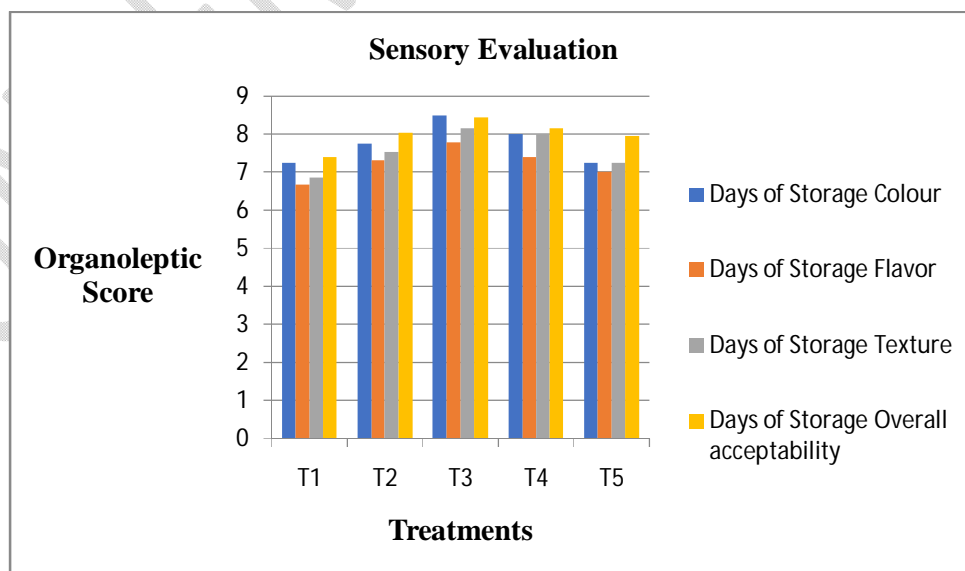
The texture of the fruits with 1% and 1.5% coating was rated excellent (8.1 and 8) respectively, while minimum scoring was rated in control fruits (6.8).

Overall acceptability of the fruits with 1% and 1.5% coating was rated excellent (8.4 and 8.1) respectively, while minimum scoring was rated in control fruits (7.4).

Sensory attributes of the papaya fruits treated with 1.5% chitosan concentration demonstrated the overall superiority, after 5 weeks of cold storage (Ali et al., 2011)<sup>[11]</sup>. (Kittur et al., 2001)<sup>[12]</sup> noticed that 1.0% chitosan coated mangoes has had better sensory traits than the control and the waxol-waxol-treated mangoes, after 21 days of storage.

**Table No.5 Effect of chitosan-based edible coating on sensory quality parameters of sapota fruits cv. Kallipatti during storage.**

Sensory quality parameters				
Treatment	Colour	Flavour	Texture	Overall acceptability
T <sub>1</sub> - Control	7.25	6.68	6.85	7.40
T <sub>2</sub> -0.5%Chitosan	7.75	7.30	7.53	8.03
T <sub>3</sub> -1% Chitosan	8.50	7.78	8.15	8.43
T <sub>4</sub> -1.5% Chitosan	8.00	7.40	8.00	8.15
T <sub>5</sub> -2% Chitosan	7.25	7.00	7.25	7.95
Mean	7.75	7.23	7.56	7.99
S.E ±	0.08	0.07	0.06	0.04
CD @ 5%	0.26	0.24	0.20	0.67



**Fig 7: Effect of chitosan based edible coating on sensory evaluation of sapota fruits cv. Kallipatti during storage.**

## Conclusion

It was determined that chitosan has the potential to be used as a coating technique for better sapota fruit storage. It can be concluded from the present investigation that the fruits treated with chitosan coating @ 1% followed by 1.5% helps in maintaining the quality and shelf life of sapota fruits up to the 7th day of storage. The fruits retained desirable colour, texture and postharvest quality till the end of their storage life.

## REFERENCES

1. Ali, A., Muhammad, M.T.M., Sijam, K. and Siddiqui, Y. 2011. Effect of chitosan coatings on the physicochemical characteristics of Eksotika II papaya (*Carica papaya* L.) fruit during cold storage. *Food Chemistry* 124(2): 620-626.
2. Amerine, M. A., Pangborn, R. M., & Rocssler, E. B. 1965. Principles of sensory evaluation of food. London: Academic Press.
3. Anand, P., Kulkarni, R.S., Policegoudra, and Aradhya, S., "Chemical composition and antioxidant activity of sapota (*Achras sapota* linn.) fruit", *Journal of Food Biochemistry*, 31, 2007, 399-414.
4. AOAC (Association of Official Analytical Chemists), Official Methods of Analysis. 16th Ed. Virginia, USA, 1994
5. Awasarmal, A.B., Soni, S.B. and Divekar, S.P., 2011. Effect of different packaging materials on shelf life of sapota fruit. *International Journal of Processing and Post Harvest Technology*, 2(2):125-128.
6. Baidya, B.K., Mahato, A., Pattnaik, R.K. and Sethy, P., 2020. A Review of physiological and biochemical changes related to ripening along with post-harvest handling and treatments of Sapota. *Journal of Pharmacognosy and Phytochemistry*, 9(4), 2030-2035.
7. Jain, S. K., Malshe, K. V and Pawar, C. D 2019. Effect of GA3 and NAA on fruit quality and storage characteristics of fruit in sapota cv. Kalipatti. *International Journal of Chemical Studies*, 8(1): 1667-1671.
8. Jaishankar h. P. and laxmankukanoor, "Effect of Post Harvest Treatments on Physiological Changes of Sapota cv. Kalipatti at Ambient Storage." *Advances in Life Sciences* 5(7), Print : ISSN 2278-3849, 2942-2949, 2016
9. Kaya, M., Cesoniene, L., Daubaras, R., Leskauskaite, D. and Zabulione, D. 2016. Chitosan Coating of Red Kiwifruit (*Actinidia melanandra*) for Extending of the Shelf Life. *Int. J. Biol. Macromol.*, 85: 355-360.
10. Keneko, T., Claybon, R., Barringer, S.A., 2002. Consumer acceptability of color in processed tomato products by African, American, Latino and prototypical consumers. *Journal of Food Quality* 25, 487-498.
11. Khanvilkar, M. H., Kaushik, R. A., Pawar, C. D., Pethe, U. B., Talha, P. M., Sarolia, D. K., Upadhyay, B. and Mahawer, L. N. 2018. Response of post harvest treatments of various chemical and plant

growth regulators on physical parameters of sapota fruits cv. Kalipatti. *International Journal of Chemical Studies*, 6(2): 3429-3431.

12. Kittur, F.S., Saroja, N. and Tharanathan, R., 2001. Polysaccharide-based composite coating formulations for shelf-life extension of fresh banana and mango. *European food research and technology*, 213(4),306-311.
13. Lakshminarayana, S., Subramanyam, H., “Physical, chemical and physiological changes in sapota fruit [Achras sapota Linn. (Sapotaceae)] during development and ripening”, *Journal of Food Science and Technology*, 3, 1966, 151–154.
14. Madani, B., Mirshekari, A., Yahia, E. and Golding, J.B., 2018. Sapota (*Manilkara achras* Forb.) Factors Influencing Fresh and Processed Fruit Quality. *Horticultural Reviews*, 45,.105-142.
15. Padmaja, N., S.J.D. Bosco, and J.S. Rao. 2015. Physicochemical analysis of sapota (*Manilkara zapota*) coated by edible aloe vera gel. *Int. J. Appl. Sci. Biotechnol.* 3:20–25.
16. Petriccione, M Adiletta, G., Zampella, L., Coletta, C. and., 2019. Chitosan coating to preserve the qualitative traits and improve antioxidant system in fresh figs (*Ficus carica* L.). *Agriculture*, 9(4), .84.
17. Saha, A., Gupta, R.K. and Tyagi, Y. 2014 ‘Effects of edible coatings on the shelf life and quality of potato (*Solanum tuberosum* L.) tubers during storage’, *Journal of Chemical and Pharmaceutical Research*, 6, pp. 802–809.
18. Srivastava, A.K., Kashyap, P., Meena, V.S., Verma, N. and Singh, S.P., 2017. Sapota [(*Manilkara achras* (Mill.) Fosberg (Syn: *Achras zapota* L.)]. *Underutilized Fruit Crops: Importance and Cultivation*, 1159, p.1194.
19. Sudha, R., Amutha, R., Muthulaksmi, S., Baby, R. W., Indira, K. and Mareeswari, P., 2007, Influence of pre and post harvest chemical treatments on physical characteristics of Sapota (*Achras sapota* L.) var. PKM 1. *Res. J. of Agri. and Biol. Sci*, 3 (5): 450-452.
20. Xing, Y., Xu, Q., Li, X., Chen, C., Ma, L., Li, S., Che, Z. and Lin, H., 2016. Chitosan-based coating with antimicrobial agents: preparation, property, mechanism, and application effectiveness on fruits and vegetables. *International Journal of Polymer Science*, 2016.
21. Yadav, V.B. and Sargar, K.H.P.Y.A., 2022. Effect of pre and post-harvest application of chitosan on chemical parameters quality of grape Cv. *Manik Chaman* during storage at 0 C temperature.
22. Yaman O, Bayındurlu L. Effects of an edible coating and cold storage on shelf-life and quality of cherries. *LWT Food science and Technology*. 2002;35(2):146-150.