

**STUDY THE SOCIO-
ECONOMIC STATUS OF FISHERMEN BESIDE THE CHAMPA CANAL AT CHATRIGRAM
PANCHAYAT UNDER EGRA-1 BLOCK OF PURBA MEDINIPUR DISTRICT,
WEST BENGAL, INDIA**

Comment [E1]: Remove

Abstract

The present study was carried out to assess the socio-economic condition of fishermen beside the Champa Canal at Chatrigrampanchayat under Egra-1 block of Purba Medinipur district during the period from August 2021 to December 2021. The data were collected from 65 fishermen through survey sheet. The study was executed on the basis of personal interview. The study shows that most of the fishermen (95%) were Hindus, where 5% Muslims. The educational level of fishermen was very poor, 2% illiterate, 75% primary pass, 15% Secondary pass and only 8% Higher Secondary pass. The housing condition of fishermen is maximum kucha (65%), pucca (25%) and semi-pucca (10%). It was observed that there were 85% nuclear and 15% joint families. The annual income of fishermen varies from 45,000-1,00,000. The main occupation of fishermen is the cultivation of paddy and groundnut. Fishing are the secondary occupation. Due to the current shallowness of the Champa Canal and the inability of fishermen to catch fish in a modern way, fish are not available in large quantities.

Comment [E2]: Where are the tools of analysis?

Comment [E3]:

Comment [E4]: Were Muslims

Comment [E5]: By what standard?

Comment [E6]: remove

Comment [E7]: is

Comment [E8]: harvest

Comment [E9]: No recommendation(s) provided

Keywords: Fishermen, Socioeconomic status, Champa Canal, Livelihood

Introduction

From the stand point of income and employment fishery is an important sector in most of the developed and developing countries. Fisheries sector has an important role in the economy of West Bengal. In the community a family's socioeconomic status is based on family structure, annual income, educational level, housing condition and occupation. The role of socioeconomic study is in delineating economic and social problems and identifying the

Comment [E10]: Fishery

losses encountered due to technical, social and economic constraints. The socioeconomic appraisal of culture based fishermen in West Bengal explaining the various aspects of their life (Dutta and Kundu, 2007). Girippa (1994) evaluates the impact of fisheries sector on the development process of the country and the contribution of marine and inland fisheries sector in Karnataka, Kerala and West Bengal for rural and economic development of the country. For nearly 7 million people of India, fishery related activities are important sources of livelihoods (source- Handbook on Fisheries Statistics, 1996). In a marginal community the socioeconomic factors influence educational standards (Jessy Thomas, 1989). Globally the livelihoods of over half a billion of people are supported by fishery (FAO, 2010).

Comment [E11]: evaluated

Comment [E12]: This statistics is too obsolete. Update.

Comment [E13]: 13 years ago!!!

The Champa canal is situated in the district of Purba Medinipur. The length of the canal is about 30.3 km and from Siphon (near Paniparul) up to Bay of Bengal (near Digha Mohana) approximately 16.5 km and width varies from 110-140 meter depending upon the seasonal changes and tidal fluctuation of water of the Bay of Bengal. The length and wideness of the canal is very helpful in multidimensional activities of the local fishermen community.

Materials and methods Study area

The study was conducted at Chatri gram Panchayat under Egra-1 block of Purba Medinipur district which is near to Champa canal.

The Canal originated from Kudi and finally meets into Bay of Bengal at Sankarpur (near Digha Mohana) and in its way it shows characteristic water quality which supports numerous aquatic species including fishes. The study period was from August 2021 to December 2021.

Comment [E14]: Why august to December?

Data collection

The study was based on field survey. A survey sheet was prepared for collecting data. The primary data were collected from 65 fishermen.

Comment [E15]: Why 65?

Results and Discussion :

1. Marital status

Most of the fishermen (93%) were married, 5% fishermen were unmarried and there are only 2% widow.

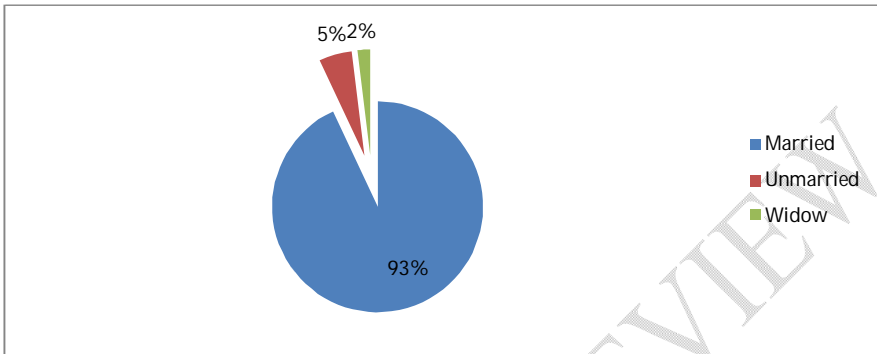


Figure 1: Marital status of fishermen

2. Religion

In the social and cultural environment the religion plays an important role of people in a given area (Khatun et al., 2013). The maximum numbers of fishermen were Hindu (95%) and Muslims were only 5% in the present study. There are no other religion fishermen involved in fishing.

Category	Percentage
Hindu	95%
Muslims	5%

Table 1: Religion of fishermen

Comment [E16]: What are the implications of the result?

Comment [E17]: The figures are divisible by 5

3. Age structure

In the present study there are 20% fishermen were 18-30 years old, 49% were 31-45 and 31% were 46-65 years old. But there are no fishermen below 18 years old and more than 65 years old.

Comment [E18]: No implications

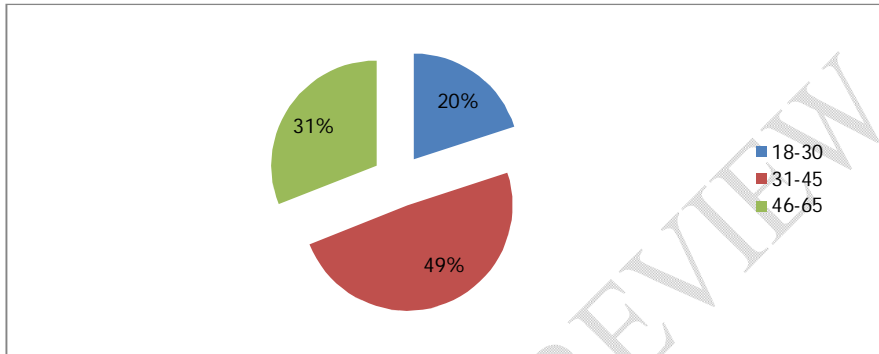


Figure 2: Age structure of fishermen

4. Family structure

There are two types of families in our survey including 15% joint and 85% nuclear family.

Comment [E19]: Show the frequency, because the percentages are divisible by 5. The results were not discussed.

Category	Percentage
Joint	15%
Nuclear	85%

Table 2: Family structure of fishermen

5. Assets

All the fishermen have mobile phone. 90% fishermen have bicycle, 5% have motor cycle, 45% have sprayer and 35% have pump set.

Comment [E20]: Same as above.

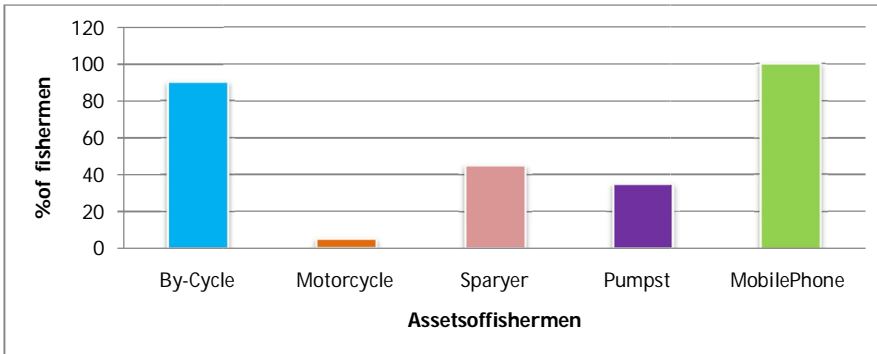


Figure3: Assetsoffishermen

6. Annualincome

Fishermenmainly maketheirlivelihoodbycultivating paddyandground nut.In addition to farming, they make their livelihood by fishing.The annualincome of 65% fishermen were 45,000- 65,000 and 30% fishermen were70,000-1,00000.only5% fishermenhaveearnedmorethan1,00000annually.

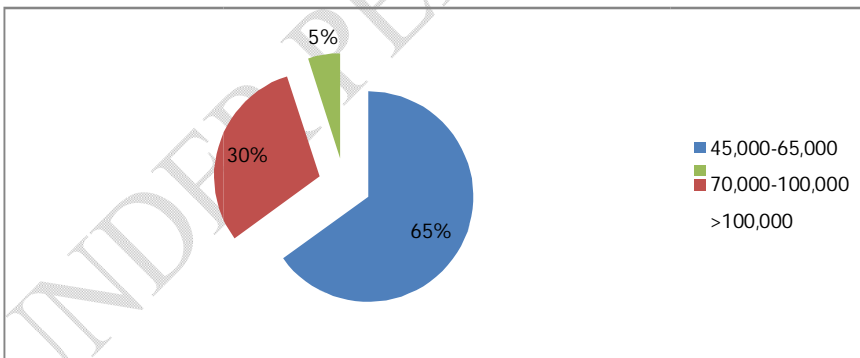


Figure4: Annualincomeoffishermen

7. Educational status

The educational qualification of fishermen are not satisfactory. Almost 2% fishermen were illiterate, 75% primary pass, 15% Secondary pass and 8% Higher Secondary pass.

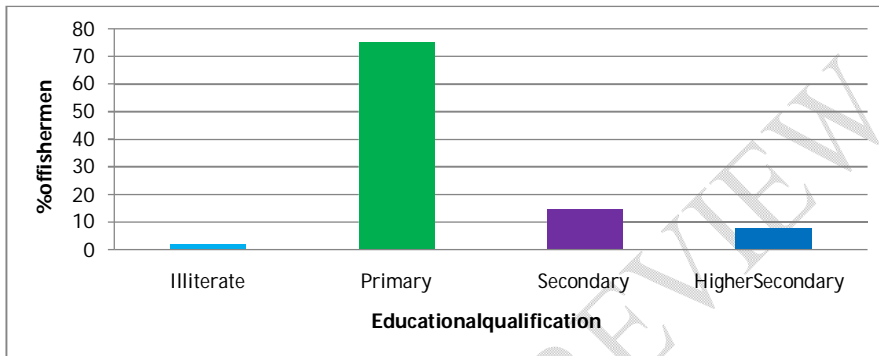


Figure 5: Educational status of fishermen

8. Housing condition

The fishermen have three types of houses - kucha, pucca and semi-Pucca. Almost 65%, 25% and 10% fishermen are living in kucha, pucca and semi-Pucca houses respectively.

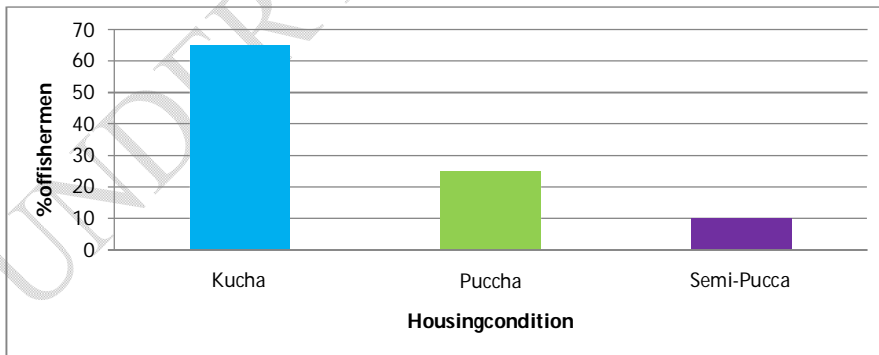


Figure 6: Housing condition of fishermen

Comment [E21]: Results not discussed. The percentages all divisible by 5. Is it due to convenience.

Conclusion

The socioeconomic condition of fishermen were very poor. Most of the fishermen were live in under poverty. Their educational status were not satisfactory. The housing condition of them were not good. Both the state and central Government need to take appropriate measures to alleviate the plight of fishermen. However, Government assistance alone is not enough to improve the economic condition of fishermen. Various non-governmental organizations should also come forward for help. The Government has to make them get loans from banks at very low interest rates. Above all, the socioeconomic condition of the fishermen will improve if the Government takes the initiative to increase the depth of water by digging the Champacanal and to enable fishermen to fish in a modern and scientific way.

Comment [E22]: was

Comment [E23]: By what standard?

Comment [E24]: was

Comment [E25]: Such as what?

Comment [E26]: How?

Comment [E27]: Are the recommendations from your results?

References:

Achari, T. and Menon, D. D. (1963), A Report of the Assessment of Indo-Norwegian project on the Socio-Economic Conditions of Fishermen of the Indo-Norwegian Project Area. Agricultural Division, State-Planning Board, Kerala.

Ahamed N. A study on socio-economic aspects of coastal fishermen in Bangladesh. *J Zool* 1999; 24: 20-26.

Bappa SB, Hossain MMM, Dey BK, Akter S, Hasan-Uj-Jaman M. Socio-economic status of fishermen of the Marjat Baorat Kaligonjin Jhenidah district, Bangladesh. *J Fish* 2014; 2: 100-105.

Bhaumik, U. and S.K. Saha (1994) Perspectives on socio-economic status of the fishermen engaged in fishing in the estuaries of Sunderbans. *Environ. Ecol.*, Volume: 12(1) 181-185.

Bhuyan S, Islam S. Present status of socio-economic condition of the fishing community of the Meghna River adjacent to Narsingdi District, Bangladesh. *J Fish Liverstock Prod* 2016; 4: 1000192.

Dutta, S.K., Kundu, R. (2007) Socio-Economic Appraisal of Culture Based Fisheries: Case study in West Bengal. *J. Soc.*, 15(3):255-262.

FAO (2010) The state of world fisheries and aquaculture 2010. FAO Fisheries and Aquaculture Department, Food and Agriculture Organisation of the United Nations, Rome.

Giriappa, S. (1994), Role of Fisheries in Rural Development, Daya Publishing House, Delhi. Publishing House, Delhi.

Handbook on Fisheries Statistics (1996): Government of India., New Delhi, Ministry of Agriculture, Fisheries Division, 220.

Hossain FI, Miah MI, Hosen MHA, Pervin R, Haque MR. Study on the socio-economic condition of fishermen of the Punorvaba river under sadar Upazila, Dinajpur. *J Fish* 2015; 3:239-244.

Khatun, S., Adhikary, R.K., Rahaman, M., Nurul Azim Sikder, M., and Belal Hossain, M. 2013. Socioeconomic status of pond fish farmers of Charbata, Noakhali, Bangladesh. *International Journal of Life Sciences Biotechnology and Pharma Research*, 2(1):356-365. Singh, R. 2003. Economics of Aquaculture. Delhi: Daya Publishing House.

Minar MH, Arifur AFMR, Anisuzzaman M. Livelihood status of the fisherman of the Kirtonkhola River nearby to the Barisal town. *J Agrofor Environ* 2012; 6:115-118. Uddin KMd, Hasan RMD, Paul SK, Sultana T. *Fish Aqua J*, Vol. 11 Iss. 3 No: 279.

Thomas, J. (1989), Socio-Economic Factors Influencing Educational Standards in a Marginalized Community; A case study on Marine Fisherfolk of Kerala, M. Phil Dissertation, Jawaharlal University, New Delhi.