

## Evaluation of best performing microbial culture in relation to growth, yield and quality of Sponge Gourd (*Luffa cylindrica* L.)

### Abstract

The present investigation the effect of different microbial culture on growth, yield and quality of Sponge Gourd (*Luffa cylindrica* L.) was undertaken at Vegetable Research Farm, Department of Horticulture, Naini Agricultural Institute, Sam Higginbottom University of Agriculture, Technology & Sciences, Prayagraj (UP) during 2022. The experiment was laid out in a Randomized Block Design with 10 treatments viz., T<sub>0</sub> (Control), T<sub>1</sub> (PSB - Photosynthetic Bacteria *Rhodospirillum rubrum*) - 20 ml/sq.m), T<sub>2</sub> (PSB - Photosynthetic Bacteria *Rhodospirillum rubrum*) - 30 ml/sq.m), T<sub>3</sub> (PSB - Photosynthetic Bacteria *Rhodospirillum rubrum*) - 40 ml/sq.m), T<sub>4</sub> (Vermiwash-20 ml/sq.m), T<sub>5</sub> (Vermiwash-300 ml/sq.m), T<sub>6</sub> (Vermiwash-40 ml/sq.m), T<sub>7</sub> (Azotobacter-8ml/sq.m), T<sub>8</sub> (Azotobacter - 10 ml/sq.m) and T<sub>9</sub> (Azotobacter- 15ml/sq.m) with three replications. Results revealed that treatment T<sub>9</sub> (Azotobacter- 15ml/sq.m) recorded significantly highest vine length, highest number of primary branches per plant is treatment T<sub>4</sub> (Vermiwash-20 ml/sq.m) and number of node per plant is treatment T<sub>4</sub> (Vermiwash-20 ml/sq.m). Earliness parameter such as days of first flowering is minimum days is T<sub>9</sub> (Azotobacter- 15ml/sq.m) and node number at first male flower appears was recorded in treatment T<sub>9</sub> (Azotobacter- 15ml/sq.m). Node number at first female flower appears was recorded in treatment T<sub>9</sub> (Azotobacter- 15ml/sq.m). Days to first fruit setting after anthesis recorded in treatment Azotobacter-10ml/sq.m (T<sub>8</sub>). Yield parameter like number of fruit per plant were recorded under T<sub>6</sub> (Vermiwash-40 ml/sq. m). Average weight for 10 fruits (g) was recorded highest in treatment T<sub>9</sub> (Azotobacter-15 ml/sq.m). Fruit length was recorded highest in treatment (Vermiwash – 40 ml/sq.m T<sub>6</sub>). Fruit girth was recorded highest in treatment T<sub>9</sub> (Azotobacter-15 ml/sq.m). Fruit yield per plot (kg) was recorded highest in treatment T<sub>6</sub> (Vermiwash – 40 ml/sq.m). and fruit yield /ha (q) was highest in was found in Vermiwash – 40 ml/sq.m (T<sub>6</sub>).

**Keywords:** Photosynthetic Bacteria, Vermiwash, Azotobacter, Sponge Gourd, Monoecious and cucurbits.

### Introduction

In India, number of major and minor cucurbits is cultivated, which share about 5.6% of the total vegetable production (Rai *et al.*, 2008). Through, authentic statistical records of area, production and productivity of Sponge gourd are not

available, but in the year 2012 India ranked the second place in the production of Sponge gourd (FAO, 2010). The Sponge Gourd (*Luffa cylindrica* Linn;  $2n = 26$ ) is one of the important tropical and subtropical cucurbitaceous crop grown extensively throughout India. It has a smooth surface and is one of the popular vegetable. It is a good source of vitamin A and C and has laxative properties. Fully ripen Sponge Gourds have high amount of fibers which are used as a cleansing agents (bathing and utensils) and making shoe soles, tablemats. The sponge of the mature fruit helps the skin in increasing the blood circulation and as a relief for rheumatic and arthritis sufferers. Also the fruits are used to cure jaundice, diabetes, to purify blood and to cure skin diseases.

*Luffa* commonly called sponge gourd, loofah, vegetable sponge, bath sponge or dishcloth gourd, is a member of the family Cucurbitaceae. Tropical countries of Asia and Africa are believed to be the primary centers of origin. Of the four species of *Luffa*, that occur in Asia (Filipowicz, 2014). Species of *Luffa* are diploid and are cross-pollinated. The genus is closely related to and has similar cultural requirements as cucumber. The young fruit, when small, (around 6 inches) is delicious and is used in soup or stew as a vegetable, which is good for diabetes (Balet *et al.*, 2004). Oil extracted from seeds has industrial use. Older fruits have been reported to develop purgative chemicals (Davis, 1994).

*Luffa* is a fast-growing, long-season, warm-climate vine that can climb to a height of about 5m. It tolerates a wide range of climatic and soil conditions, although excessive rainfall during flowering and fruiting period can cause damage and reduce yield (Bal *et al.*, 2004). It is a warm-season plant that prefers average monthly temperatures in the range of 18 to 24°C, with daytime highs of 30 to 35°C. The plants are sensitive to frost. Sponge gourd prefers pH of around 6 to 6.8 and requires high level of K and P. It also grows well in green house and will grow on many soil types but well drained sandy loams are preferred (Okusanya, 1978).

Hence, it is to explore the potential of sponge gourd to develop as natural fiber and contribute to the industry as well as to the export market. Sponge gourd is

monoecious, flowers open in the early morning and remain open for a day. The flowers are big and bright yellow, highly attractive and are a rich source of pollen for the foraging insects, chiefly bees (Chaudhari, 2000).

To study the effect of *azotobactor*, PSB and vermiwash on the growth, yield and quality of sponge gourd .

**Azotobacters** are free living nitrogen fixing bacteria which belongs to azotobacteriaceae family and mostly found in alkaline and neutral soils. It does not require any host and fixes the atmospheric nitrogen especially in non-leguminous plants without any symbiotic relationship (Sengupta, 2002).

**Photosynthetic bacteria** can be used in a variety of agriculture applications. Currently, some of the most popular usages include rice fields, Allie vegetables, greenhouse cultivation, floriculture, fruit trees, and stock raising. Effective microorganisms are also being used to eliminate industrial waste because it can reduce the level of poisonous substances such as ammonia, hydrogen sulfides, and a variety of organic acids. PSB-Photosynthetic Bacteria (*Rhodospirillum rubrum*). Several photosynthetic bacteria have been isolated at 700 ppm of CO<sub>2</sub> concentration whereas these photosynthetic bacteria were absent in ambient condition. Naturally adapted microorganisms may prove to be more suitable for climate change studies (Kumwalet *et al.*, 2010).

**Vermiwash** is a liquid coelomic fluid earthworm body collected without harming is vermiwash. The application of vermiwash is in plant growth enhancement and peat management. Vermiwash contains several enzyme, plant growth hormones and vitamins along with micro and macro nutrients that stimulate the growth and yield of crops and even develop resistance in crop receiving this spray. Such preparation would certainly have the soluble plant nutrients a part from some organic acids and mucus of earthworms and microbes. (Sivasubramanian and Ganeshkumar, 2004, Rai and Bansiwala, 2008).

## Materials and Methods

The experiment was conducted in the Vegetable Research Farm, Department of Horticulture, Naini Agricultural Institute, Sam Higginbottom University of Agriculture, Technology & Sciences, Prayagraj (UP) during 2022-23. The experiment was conducted on Sponge Gourd (*Luffa cylindrica* L.) with ten treatment including control and three replication in Randomized block design. The total number of plants included in the experiment were 120 and were spaced at 1.5m x 3m.

Statistical analysis was done by using method of analysis of variance (ANOVA) for randomized block design (RBD) by Fischer and Yates (1963). Whenever 'F' test was found significant for comparing the means of two treatments, critical difference (C. D. at 5%) was worked.

## Result and Discussion

### Growth parameters:-

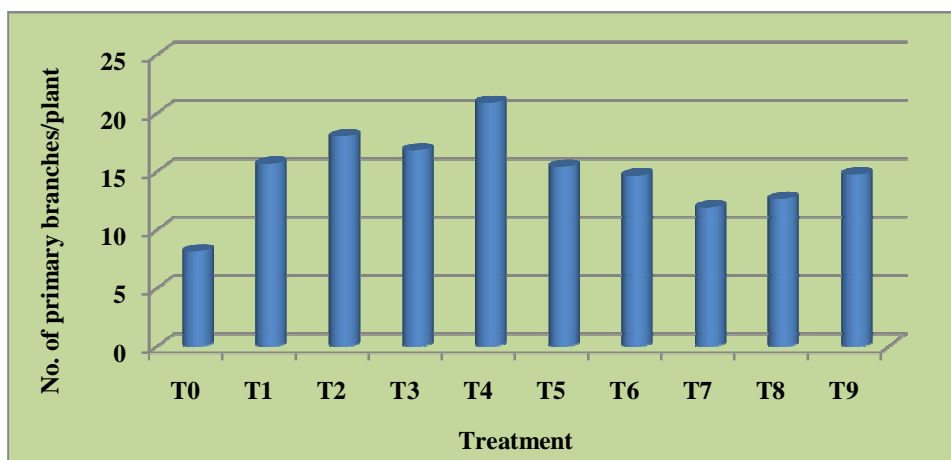
the number of primary branches per plant ranged from 8.16 to 20.91. The maximum number of primary branches per plant was recorded under treatment T<sub>4</sub> - Vermiwash-20ml/sq.m (20.91) followed by T<sub>3</sub> - PSB (Photosynthetic Bacteria *Rhodosudomonas palustris*) - 40 ml/sq.m (16.83) respectively. The treatment T<sub>1</sub> and T<sub>5</sub>, were statistically at par, but they differed significantly as compared to treatment T<sub>0</sub> (control) which recorded minimum number of primary branches per plant (8.16). Similar results were found by **Vimala and Natarajan (2000)** biofertilizer viz., *Rhizobium* @ 6 kg /ha and phosphobacteria 35ml/ sq. meter showed the highest values for primary branches, of per plant.

The No. of node per plant Vermiwash - 20 ml/sq.m (T<sub>4</sub>) recorded the maximum number of node per plant (46.00) and was on par with those receiving PSB-40 ml/sq.m and PSB(Photosynthetic Bacteria *Rhodosudomonas palustris*)-20ml/sq.m (T<sub>3</sub> and T<sub>1</sub>) was significantly superior to the rest of the treatments. The minimum number of node per plant (39.08) were recorded control (T<sub>0</sub>) was significantly inferior to the remaining treatments. Similar results were found by **Das et al., (2015)** reported that the application of *Azotobacter* 5 kg/ha + PSB 5 kg/ha and recorded maximum No. of node per plant (41.00) in gourd.

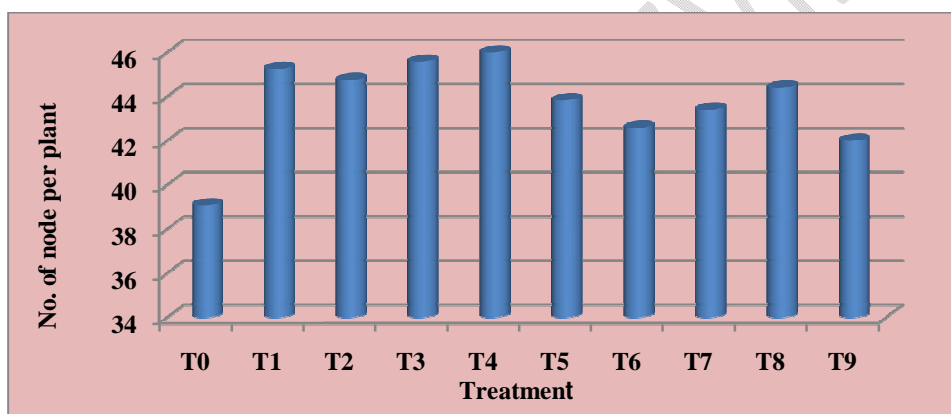
The vine length ranged from 490.00 cm to 619.75 cm. The maximum vine length was recorded under treatment T<sub>9</sub>- Azotobacter-15 ml/ sq.m (619.75 cm) followed by T<sub>5</sub> - Vermiwash-30 ml/ sq.m (600.00 cm), T<sub>6</sub>- Vermiwash - 40 ml/sq.m(590.25 cm), respectively. The treatment T<sub>5</sub> and T<sub>6</sub>, were statistically at par, but they differed significantly as compared to treatment T<sub>0</sub> (control) which recorded minimum vine length (490.00) cm. Similar results were found by **Abdel-sattar and Mohamed(2017)**,

**Table 1. Evaluation of best performing microbial culture in relation to growth of Sponge Gourd .**

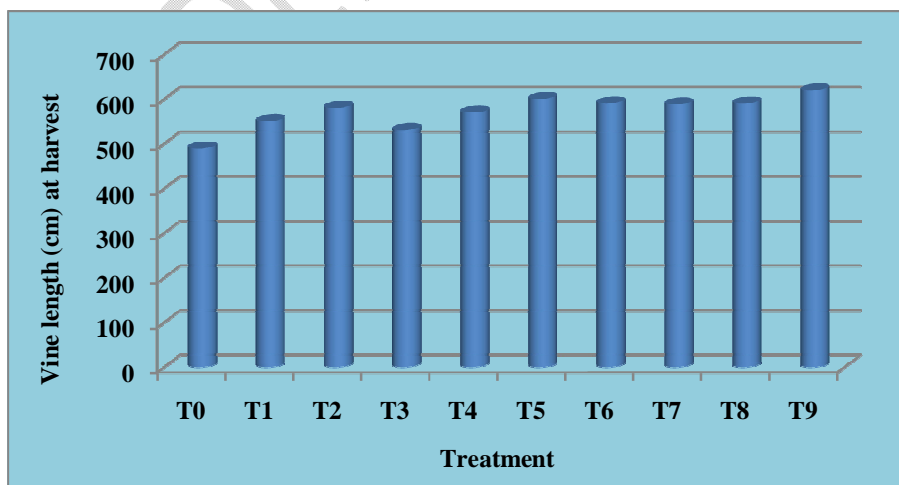
<b>Treatments</b>	<b>No. of primary branches/plant</b>	<b>No. of node per plant</b>	<b>Vine length (cm) at harvest</b>
Control(T <sub>0</sub> )	8.16	39.08	490.00
PSB- 20ml/sq.m (T <sub>1</sub> )	15.66	45.25	550.75
PSB- 30ml/sq.m (T <sub>2</sub> )	18	44.75	580.25
PSB- 40ml/sq.m (T <sub>3</sub> )	16.83	45.58	530.75
Vermiwash- 20 ml/sq.m (T <sub>4</sub> )	20.91	46.00	570.25
Vermiwash-30 ml/sq.m (T <sub>5</sub> )	15.41	43.83	600.00
Vermiwash-40 ml/sq.m (T <sub>6</sub> )	14.66	42.58	590.25
Azotobacter-8ml/sq.m (T <sub>7</sub> )	11.91	43.41	588.00
Azotobacter-10 ml/sq.m (T <sub>8</sub> )	12.66	44.41	590.00
Azotobacter-15 ml/sq.m (T <sub>9</sub> )	14.75	42.00	619.75
<b>F-test</b>	<b>S</b>	<b>S</b>	<b>S</b>
<b>SE(d)</b>	<b>2.46</b>	<b>1.41</b>	<b>2.30</b>
<b>C.V.</b>	<b>20.25</b>	<b>3.95</b>	<b>0.49</b>
<b>CD at 5% level</b>	<b>5.21</b>	<b>2.98</b>	<b>4.88</b>



**Fig.1: Effects of microbial culture on No. of primary branches/plant**



**Fig.2: Effects of microbial culture on No. of node /plant**



**Fig.3: Effects of microbial culture on Vine length (cm) at harvest**

### Flowering parameter:-

Days to first flowering was maximum in control ( $T_0$ ) followed by the treatment (Photosynthetic Bacteria *Rhodosudomonaspalustris*)- 20ml/ sq.m ( $T_1$ ) which recorded 35.16 days and 33.50 days respectively. Azotobacter-15ml/sq.m ( $T_9$ ) recorded the minimum days to appearance of first flowering 27.25 days followed by Azotobacter-10ml/sq.m ( $T_8$ ) 28.25 days. Similar findings were reported by **Bonnie et al., (2000)** in Azotobacter treated tomato plants with minimum day to flowering and **Karuppiyah et al., (2005)** in ridge gourd.

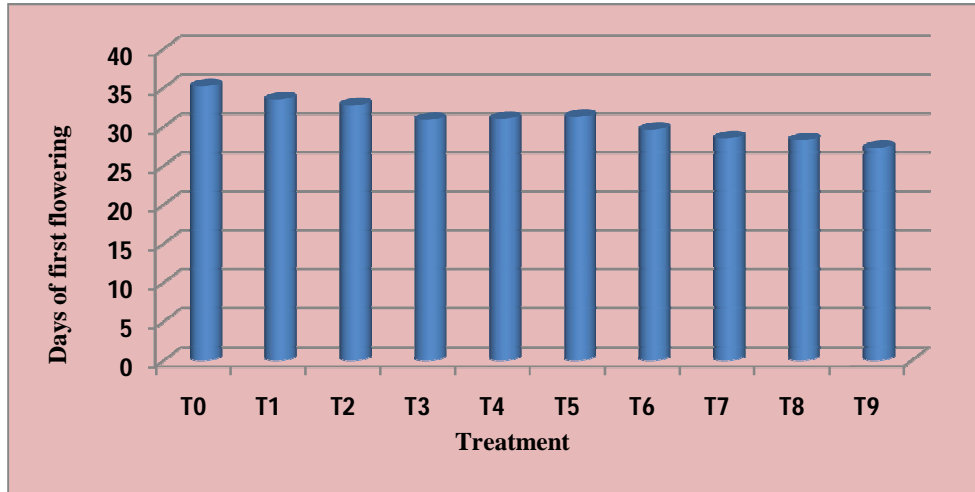
The Node number at which first male flower appears Azotobacter-15ml/sq.m ( $T_9$ ) recorded the minimum number of node number at which first male flower appears (4.25) and was on par with those receiving Vermiwash-40 ml/sq.m and Azotobacter- 8ml/sq.m ( $T_6= 4.5$  and  $T_7= 4.91$ ) was significantly superior to the rest of the treatments. The maximum number of node number at which first male flower appears (10.83) were recorded control ( $T_0$ ) was significantly inferior to the remaining treatments. Similar result found that the **Thriveviet al., (2015)** biofertilizers (Azotobacter + Azospirillum + PSB) minimum node number in bitter gourd. The Node number at which first female flower appears Azotobacter-15ml/sq.m ( $T_9$ ) recorded the minimum number of node number at which first female flower appears (5.00) and was on par with those receiving Vermiwash-40 ml/sq.m, Azotobacter- 8ml/sq.m and Azotobacter- 10ml/sq.m ( $T_6= 5.41$ ,  $T_7 = 5.66$  and  $T_8= 5.66$ ) was significantly superior to the rest of the treatments. The maximum number of node number at which first female flower appears (14.25) were recorded control ( $T_0$ ) was significantly inferior to the remaining treatments. Similar result **Patelet al., (2018)** recorded that an application of vermicompost and Azotobacter, PSB each 5 kg ha<sup>-1</sup> to the bottle gourd crop found to minimum No. of node at first female flower.

The day to first fruit setting Azotobacter-10ml/sq.m ( $T_8$ ) recorded the minimum number of day to first fruit setting (2.91) and was on par with those receiving PSB (Photosynthetic Bacteria *Rhodosudomonaspalustris*) – 20ml/sq.m ( $T_1=3.00$ ), PSB (Photosynthetic Bacteria *Rhodosudomonaspalustris*) –

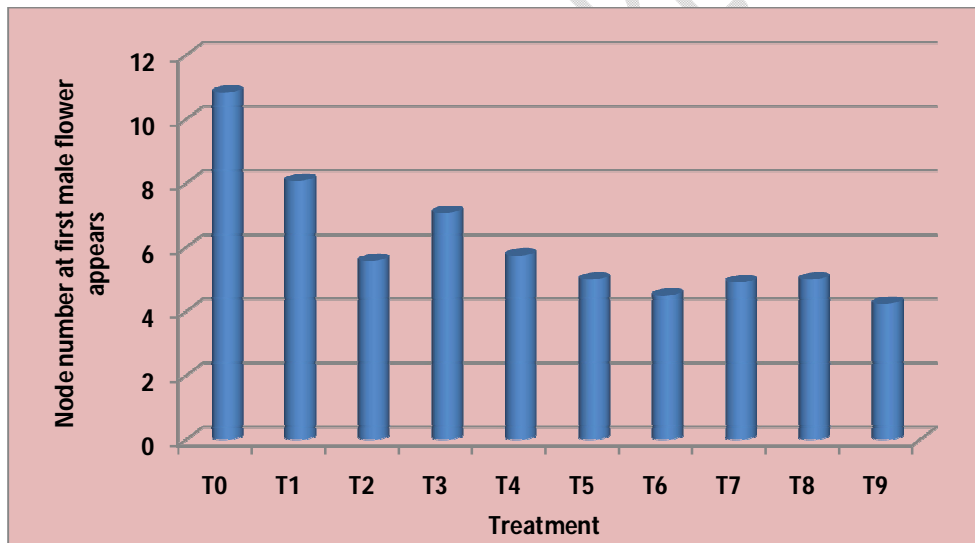
30ml/sq.m( $T_2=3.00$ ), PSB (Photosynthetic Bacteria Rhodosudomonaspalustris) – 40ml/sq.m ( $T_3=3.00$ ), Vermiwash-30 ml/sq.m( $T_4=3.00$ ), Vermiwash-40 ml/sq.m( $T_6=3.00$ ), Azotobacter- 15ml/sq.m ( $T_9=3.00$ ) was significantly superior to the rest of the treatments. The maximum number of days to first fruit setting (4.00) were recorded control ( $T_0$ ) was significantly inferior to the remaining treatments. Similar result found that the **Sreenivas *et al.*, (2000)** recorded significantly days to first fruit setting with the application of Vermicompost in ridge gourd.

**Table 2. Evaluation of best performing microbial culture in relation to flowering of Sponge Gourd.**

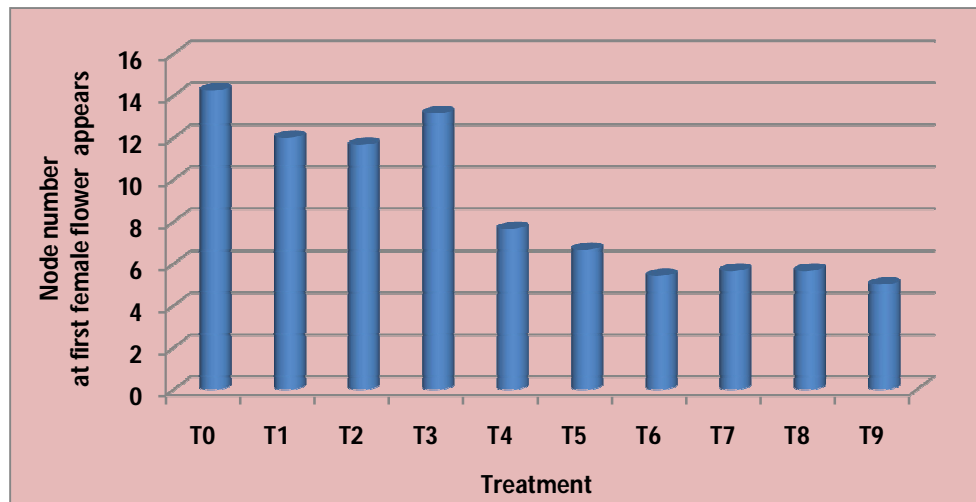
<b>Treatments</b>	<b>Days of first flowering</b>	<b>Node number at first male flower appears</b>	<b>Node number at first female flower appears</b>	<b>Days to first fruit setting after anthesis</b>
Control( $T_0$ )	35.16	10.83	14.25	4.00
PSB- 20ml/sq.m ( $T_1$ )	33.50	8.08	12	3.00
PSB- 30ml/sq.m ( $T_2$ )	32.75	5.58	11.66	3.00
PSB- 40ml/sq.m ( $T_3$ )	30.87	7.08	13.16	3.00
Vermiwash-20 ml/sq.m ( $T_4$ )	31.00	5.75	7.66	3.08
Vermiwash-30 ml/sq.m( $T_5$ )	31.25	5.00	6.66	3.00
Vermiwash-40 ml/sq.m ( $T_6$ )	29.62	4.50	5.41	3.00
Azotobacter-8ml/sq.m ( $T_7$ )	28.50	4.91	5.66	3.16
Azotobacter-10 ml/sq.m ( $T_8$ )	28.25	5.00	5.66	2.91
Azotobacter-15 ml/sq.m ( $T_9$ )	27.25	4.25	5	3.00
<b>F-test</b>	<b>S</b>	<b>S</b>	<b>S</b>	<b>S</b>
<b>SE(d)</b>	<b>0.69</b>	<b>1.26</b>	<b>1.01</b>	<b>0.22</b>
<b>C.V.</b>	<b>2.77</b>	<b>25.41</b>	<b>14.24</b>	<b>8.93</b>
<b>CD at 5% level</b>	<b>1.47</b>	<b>2.68</b>	<b>2.14</b>	<b>0.48</b>



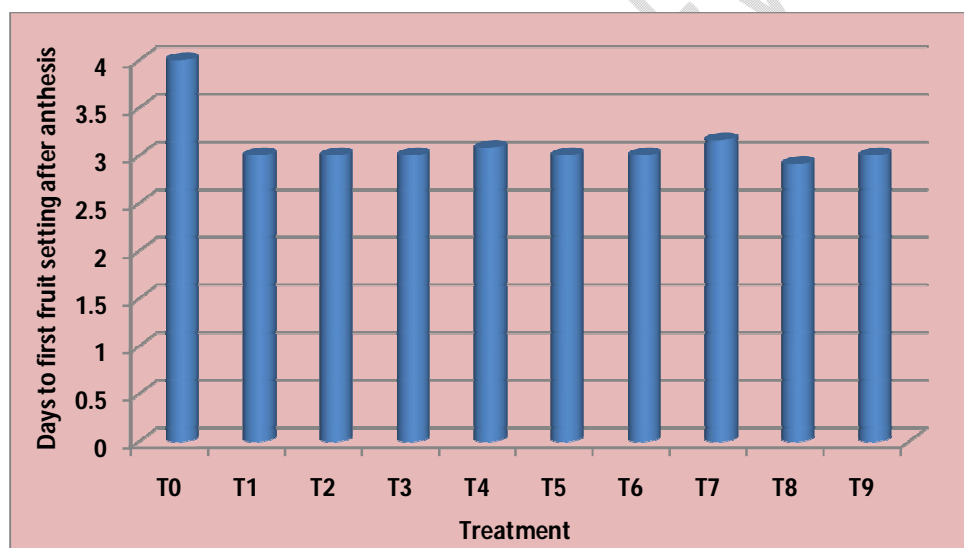
**Fig.4: Effects of microbial culture on Days of first flowering**



**Fig.5: Effects of microbial culture on Node No. at first male flower appears**



**Fig.6: Effects of microbial culture on Node No. at first female flower appears**



**Fig.7: Effects of microbial culture on Days to first setting after anthesis**

**Yield parameter:-**

The maximum number of fruit per plant (45.48) during were recorded under T<sub>6</sub> (Vermiwash-40 ml/sq. m) which was found statistically at par with its concentration *i.e.* Vermiwash-30ml/sq. m (T<sub>5</sub>) and PSB (Photosynthetic Bacteria Rhodosudomonaspalustris) -40ml/sq. m (T<sub>3</sub>). Similar result found that the **Nayak *et al.*, (2016)** reported that the application of biofertilizers (Azotobactor +

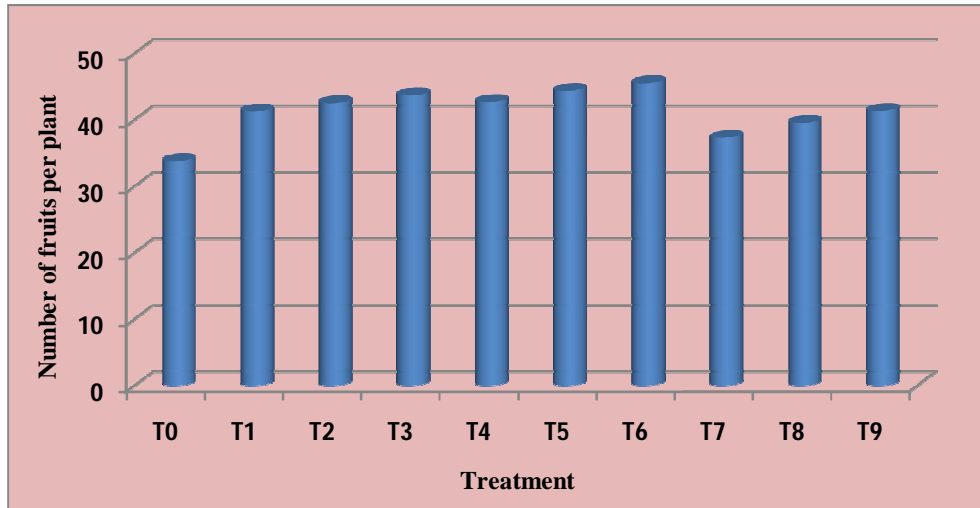
Azospirillum + PSB), lime and organic manure (Vermicompost) in maximum number of fruit per plant (45.48).The maximum average weight for 10 fruits (1653.53 g) during were recorded under T<sub>9</sub> (Azotobacter-15 ml/sq.m) which was found statistically at par with its concentration *i.e.* Vermiwash-40ml/sq.m (T<sub>6</sub>) and PSB (Photosynthetic Bacteria Rhodosudomonaspalustris-40 ml/sq.m (T<sub>3</sub>). Similar result found that the **Lucas-Garcia *et al.*, (2004)** reported that gourd plants supplied with Azotobacter recorded increased of fruits weight 1600.33 g.

**Table 3.Evaluation of best performing microbial culture in relation to yield ofSponge Gourd .**

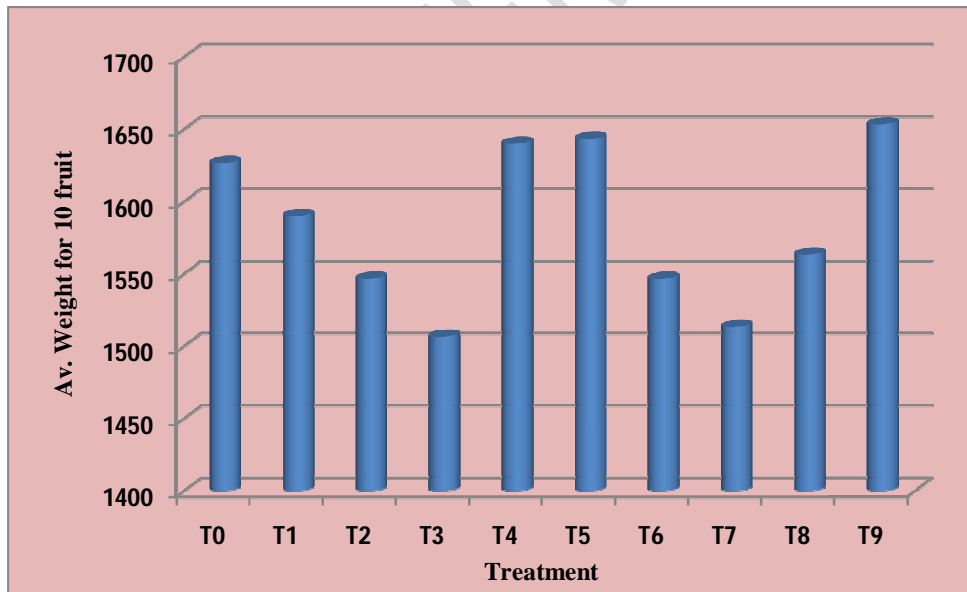
<b>Treatments</b>	<b>Number of fruits per plant</b>	<b>Av. Weight for 10 fruit (g)</b>	<b>Fruit length (cm)</b>
Control( T <sub>0</sub> )	33.75	1626.66	20
PSB- 20ml/sq.m ( T <sub>1</sub> )	41.25	1590.00	22
PSB- 30ml/sq.m ( T <sub>2</sub> )	42.50	1546.66	23
PSB- 40ml/sq.m ( T <sub>3</sub> )	43.66	1506.66	24
Vermiwash-20 ml/sq.m ( T <sub>4</sub> )	42.66	1640.00	25
Vermiwash-30 ml/sq.m (T <sub>5</sub> )	44.33	1643.33	26
Vermiwash-40 ml/sq.m ( T <sub>6</sub> )	45.48	1546.66	27.33
Azotobacter-8ml/sq.m ( T <sub>7</sub> )	37.25	1513.33	25.00
Azotobacter-10 ml/sq.m (T <sub>8</sub> )	39.50	1563.33	26.00
Azotobacter-15 ml/sq.m(T <sub>9</sub> )	41.33	1653.33	26.66
<b>F-test</b>	<b>S</b>	<b>S</b>	<b>S</b>
<b>SE(d)</b>	<b>0.84</b>	<b>22.35</b>	<b>1.93</b>
<b>C.V.</b>	<b>2.50</b>	<b>1.73</b>	<b>9.67</b>
<b>CD at 5% level</b>	<b>1.78</b>	<b>47.33</b>	<b>4.09</b>

The maximum fruit length (27.33 cm) was found in Vermiwash – 40 ml/sq.m (T<sub>6</sub>) followed by Azotobacter- 15ml/sq.m26.66 cm (T<sub>9</sub>) andVermiwash– 30ml/sq.m 26.00 cm (T<sub>5</sub>), Azotobacter- 15ml/sq.m26.00 cmthe minimum fruit length (20 cm) was observed in control plants (T<sub>0</sub>). **Reddy *et al.*, (2012)** reported similar **Nayak *et al.*, (2016)** reported that the application combination with

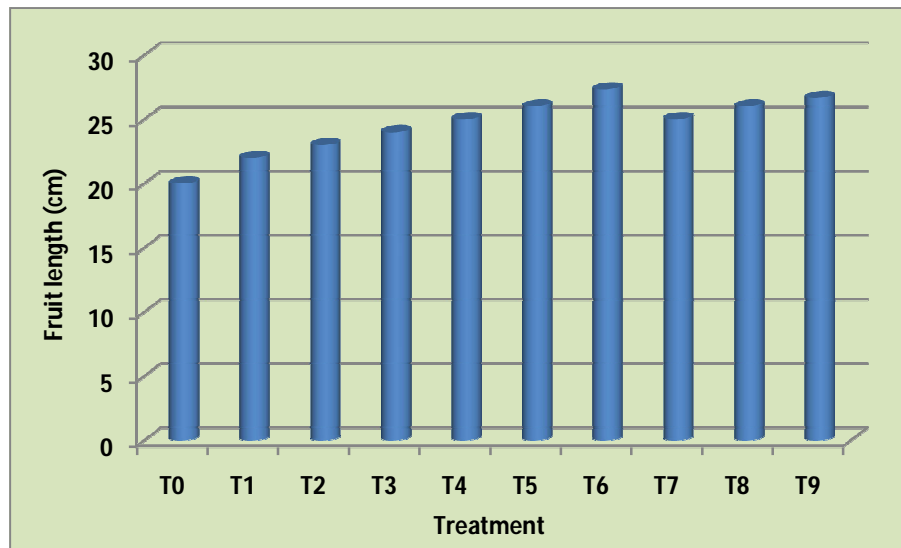
biofertilizers(Azotobacter + Azospirillum + PSB), lime and organic manure (Vermicompost) in sponge gourd to increase the length length of fruit (22.50 cm).



**Fig.8: Effects of microbial culture on No. of fruit/plant**



**Fig.9: Effects of microbial culture on Av. Weight for 10 fruit**



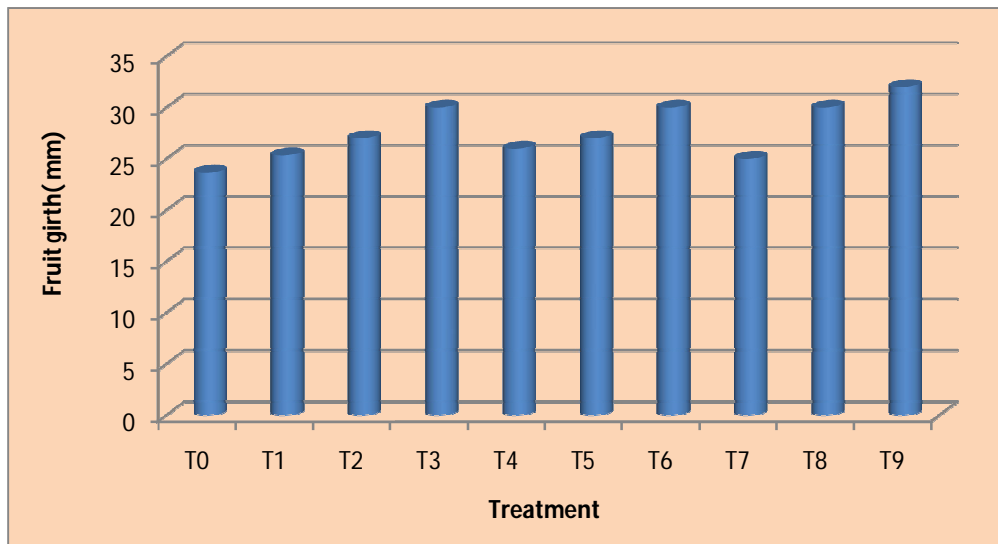
**Fig.10: Effects of microbial culture on Fruit length (cm)**

**Table 4. Evaluation of best performing microbial culture in relation to yield of Sponge Gourd.**

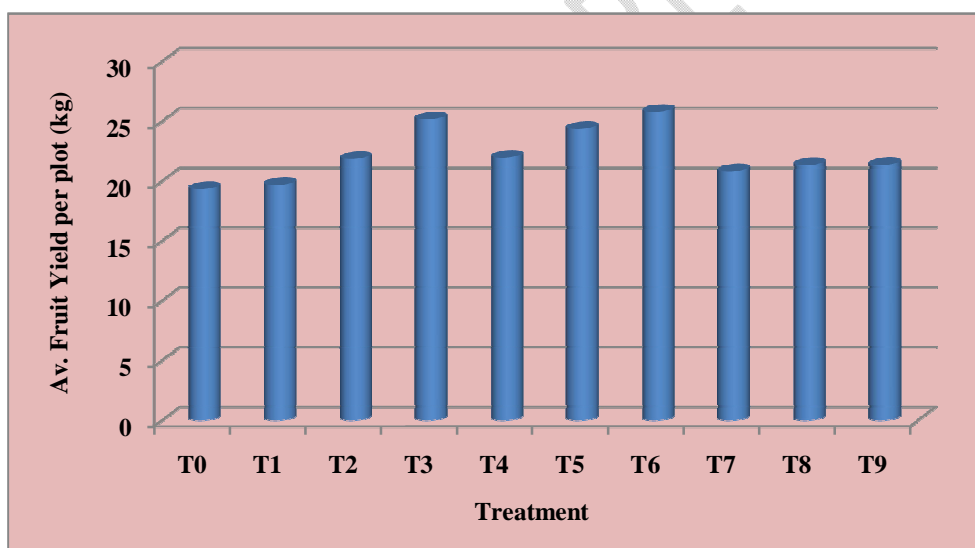
Treatments	Fruit girth (mm)	Av. Fruit Yield per plot (kg)	Fruit yield/ha (q)
Control(T <sub>0</sub> )	23.66	19.33	124.07
PSB- 20ml/sq.m (T <sub>1</sub> )	25.33	19.69	145.75
PSB- 30ml/sq.m (T <sub>2</sub> )	27.00	21.86	145.75
PSB- 40ml/sq.m (T <sub>3</sub> )	30.00	25.18	148.24
Vermiwash-20 ml/sq.m (T <sub>4</sub> )	26.00	21.95	146.19
Vermiwash-30 ml/sq.m (T <sub>5</sub> )	27.00	24.37	155.47
Vermiwash-40 ml/sq.m (T <sub>6</sub> )	30.00	25.80	164.50
Azotobacter-8ml/sq.m (T <sub>7</sub> )	25.00	20.82	127.00
Azotobacter-10 ml/sq.m (T <sub>8</sub> )	30.00	21.33	137.28
Azotobacter-15 ml/sq.m(T <sub>9</sub> )	32.00	21.35	149.07
<b>F-test</b>	<b>S</b>	<b>S</b>	<b>S</b>

<b>SE(d)</b>	<b>2.48</b>	<b>0.95</b>	<b>5.07</b>
<b>C.V.</b>	<b>11.02</b>	<b>5.25</b>	<b>5.05</b>
<b>CD at 5% level</b>	<b>3.05</b>	<b>2.01</b>	<b>10.74</b>

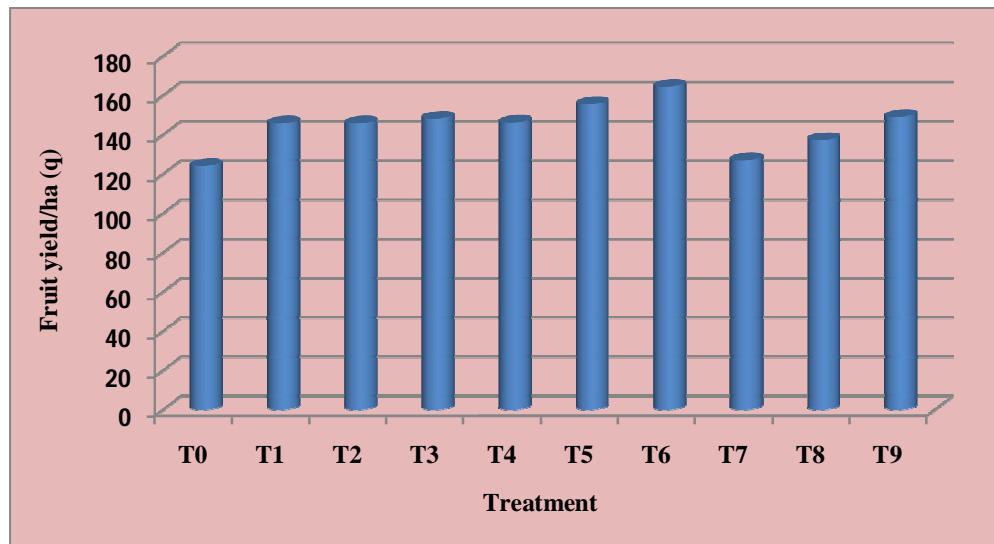
The maximum fruit girth (32.00 mm) during were recorded under T<sub>9</sub> (Azotobacter-15ml/sq.m) which was found statistically at par with its concentration *i.e.* PSB (Photosynthetic Bacteria Rhodosudomonaspalustris-40ml/sq.m (T<sub>3</sub>), Vermiwash-40 ml/sq.m(T<sub>6</sub>) and Azotobacter -10ml/sq.m (T<sub>8</sub>). **Nayak *et al.*, (2016)** reported that the application combination with biofertilizers (Azotobacter + Azospirillum + PSB), lime and organic manure (Vermicompost) in sponge gourd to increase the length length of fruit (31.50 mm).Maximum average fruit yield per plot (25.80 kg) was found in Vermiwash - 40ml/sq.m (T<sub>6</sub>) followed by PSB (Photosynthetic Bacteria Rhodosudomonaspalustris – 40 ml/sq.m 25.18 kg (T<sub>3</sub>) and Vermiwash – 30 ml/sq.m 10.77 kg (T<sub>5</sub>) the minimum average fruit yield per plot (19.33 kg) was observed in control plants (T<sub>0</sub>).**Reddy *et al.*, (2012)** reported similar results in muskmelon, **Yogesh *et al.*, (2009)** in cucumber.Maximum fruit yield/ ha (q)(164.50) was found in Vermiwash – 40 ml/sq.m (T<sub>6</sub>) followed by Vermiwash – 30 ml/sq.m 155.47 q (T<sub>5</sub>) and Azotobacter – 15ml/sq.m 149.07 q (T<sub>9</sub>) the minimum fruit yield/ ha (124.07 q ) was observed in control plants (T<sub>0</sub>). Similar result found that the **Yobo *et al.*, (2004)**, who recorded significantly higher fruit yield in gourd.



**Fig.11: Effects of microbial culture on Fruit girth (mm)**



**Fig.12: Effects of microbial culture on Av. Fruit yield per plot (kg)**



**Fig.13: Effects of microbial culture on Fruit yield/ha (q)**

#### **CONCLUSION:-**

From The results of the present investigation concluded that the different microbial culture of Sponge Gourd (*Luffa cylindrica* L.) could be sources without affecting growth performance and yield. Results revealed that plant growth characteristic treatment T<sub>9</sub> (Azotobacter-15 ml/sq.m) (619.75) recorded significantly highest vine length. Yield parameter like Fruit yield/ha (q.) was recorded highest in treatment T<sub>6</sub> (Vermiwash-40ml/plant) (164.50q/ha). Quality parameter like total soluble solid (tss) (°Brix) was recorded highest in treatment T<sub>3</sub> (photosynthetic bacteria-40ml/plant) (21.50).

#### **References:-**

**Abdelhafez Ahmed, A.M. and Abdelmonsief Rihan, A. (2006).** Effect of VAM inoculation on growth, yield and nutrient content of cantaloupe and

cucumber under different water regimes. Research Journal of Agriculture and Biological Science, 2(6): 503-508.

**Bal, K. J., Hari, B. K. C., Radha, K. T., Madhusudan, G., Bhuvon, R. S. and Madhusudan, P. U. (2004).** Descriptors for Sponge Gourd (*Luffa cylindrica* L.) Roem. NARC, LIBIRD and IPGRI.

**Chaudhari, H. K. (2000).** Elementary principles of plant breeding, Oxford and IBH Publishing, New Delhi, India

**Das, R., Mandal A.R., Priya A., Das S.P. and Kabira, J. (2015).** Evaluation of integrated nutrient management on performance of bottle gourd *Lagenariasiceraria* (Molina) Standl.). Journal of Applied and Natural Science, 7(1):18-25.

**Devis, H. (1994).** Dye adsorption behavior of *Luffacylindrica* fibers, J. Hazard Mater. 153P: 389- 394

**Filipowicz, N., Schaefer, H. and Rehner, S.S. (2014).** Revisiting *Luffacucurbitaceae* 25 years after C. Heiser: Species behavior and application of names tested with planted and nuclear DNA sequences. Systematic. Botanical, 39: 205-215.

**Fischer, R. R. and Yates, F.(1963).** Stastical tables for biological, agricultural and medical research. Sixth edition, Oliver and Boyd, Tweedale Court, Edinberg, pp. 747-777.

**Karuthamani, M., Natarajan, S. and Thamburaj, S. (2005).** Effect of inorganic and bio-fertilizer on growth, flowering and yield of pumpkin (*Cucurbitamoschata* ). South Indian Horticulture. 43(516):134-136.

**Kumawat, A., Pareek, B.L. and Yadav, R.S. (2010).** Response of green gram (*vignaradiata*) to biofertilizers under different fertility levels. Indian Journal of Agriculture Science. 80:65-57.

**Lucas-Garcia, N. and Suma, R. (2004).** Effect of genotype of Sponge Gourd (*Luffa cylindrical*) on growth and yield. International Journal of Chemical Studies 6(5): 3062-3065.

- Nayak, D. A., Pradhan M., Mohanty S., Parida and A. K. and Mahapatra P. (2016).**Effect of integrated nutrient management on productivity and profitability of pointed gourd (*Trichosanthes dioica* Roxb.). Journal of Crop & Weed, 12 (1):25-31.
- Okusanya, O. T., (1978).** The effects of light and temperature on the germination and growth of *Luffa aegyptica* (*L. cylindrica*). Pysiol. Plant, 44(4):404-408.
- Patel, B.J., Wagh, A.P., Umbarkar, P.S. and Bondre, S.V. (2018).**Integrated nutrient management studies in bottle gourd. Journal of Pharmacognosy and Phytochemistry, 7(5): 1383-1385.
- Rai, N. and Bansiwala, K. (2008).**Vermiwash : an excellent source of nutrition for plant growth, Electronic Journal of Environment Sciences, 1:19-21.
- Reddy, P.K. and Rao, P.V. (2012).**Growth and yield of bitter gourd (*Momordica charantia* L.) as influenced by vermicompost and nitrogen management practices. Journal of Research, ANGRAU, 32 (3): 15-20.
- Sivasubramanian, K. and Ganeshkumar, M. 2004.** Influence of vermiwash on the biological productivity of marigold. Madras Agriculture Journal, 91(4-6): 221-225.
- Sreenivas, C.H., Muralidhar, S. and Singarao, M. (2000).** Yield and quality of ridge gourd fruits as influenced by different levels of inorganic fertilizer and vermicompost. Annals of Agricultural Research, 21(2): 262-266.
- Thriveeni, V., Mishra H.N., Pattanayak S.K., Sahoo G.S. and Thomson T. (2015).**Effect of inorganic, organic fertilizers and bio-fertilizers on growth, flowering, yield and quality attributes of bitter gourd (*Momordica charantia* L.). International Journal of Farm Sciences, 5(1): 24-29.
- Vimala, B. and Natarajan, S. (2000).** Effect of nitrogen, phosphorus and biofertilizers on pod characters, yield and quality in pea (*Pisum sativum* L. spp. Hortense). South Indian Horticulture 48(1-6): 60-63.

**Yobo, A. and Tabar, S.M. (2004).** Genotype performanceSponge Gourd (*Luffa cylindrical*) fruit development can improve fruit quality. Horticultural Environmental Biotechnology, 50(3): 1-6.

UNDER PEER REVIEW