

Original Research Article

Effect of inorganic and integrated long-term nutrient management on DTPA-extractable micronutrients in a *Vertisol* under Soybean-Wheat cropping system across the soil depth

Abstract

The status of DTPA extractable micronutrient (Zn, Cu, Fe and Mn) in response of continuous application of different inorganic and organic fertilizer combination in a 48 years old ongoing long-term fertilizer experiment (AICRP-LTFE) were investigated in *Vertisol* at Department of Soil Science, and Agricultural Chemistry, JNKVV, Jabalpur under intensive cultivation of soybean-wheat cropping system in 2021. The treatments selected for the study were: control (T1); 100% NP (T2); 100% NPK (T3); 100% NPK+FYM (T4); 100% N (T5); 50% NPK (T6); 150% NPK (T7). Application of FYM along with balance fertilizer (100% NPK) significantly increased the micronutrients availability in soil. On contrast, Imbalance fertilization caused a lower level of micronutrients in soil even below to the critical limit in case of zinc. A decreasing trend with increase in soil depth irrespective of type of nutrient management and micronutrient type was evident in the study. On the basis of results of the investigation balance fertilization in soil sustained the micronutrient availability in *Vertisol* under soybean-wheat cropping system.

Comment [AB1]: This sentence needs to be rephrased or reframed.

Key words: **Micronutrient, Long-term, *Vertisol*, Soybean-wheat, FYM, Balance fertilization**

Comment [AB2]: Keywords are traditionally written in alphabetical order separated by semicolons.

Introduction

Micronutrients are vital to plants and human health. Micronutrients like, Zn, Cu, Fe, and Mn play an important role in increasing the productivity of crop as well as maintaining its quality (Upriy et al., 2009; Tavakoli et al., 2014). When soil micronutrient concentrations are insufficient, plants cannot get enough of them to meet their demands. On the other hand, they may be toxic if their levels in the soil are too high. More than 50% of soils nowadays are deficient in micronutrients, which directly affects crop production and the nutrient value of farm products. The lack of micronutrients has an adverse impact on human well-being, and more than 2 billion people worldwide are malnourished. The deficiency of micronutrient to plant is the main contributor to this shortage. (Wang *et al.*, 2022). Injudicious or imbalanced use of inorganic fertilizers for crop production over a long period results in low nutrient availability (Yousaf *et al.*, 2017). Availability of micronutrients in soil depends on various factors like, parent material, climatic and topographic conditions, cropping systems, management practices (Bhatt *et al.*, 2020) and soil properties, such as pH, organic matter contents and available forms of macronutrients that are significantly affected by the use of mineral fertilizers and organic manures (Rutkowska *et al.*, 2014). It is also evident that intensive cultivation for a longer period results in decrement in nutrient availability (Dhaliwal *et al.*, 2015)

Long-term application of fertilizers affects the availability in several ways. Several research findings revealed that the continuous application of organic sources (FYM or Manure) with inorganic fertilizers enhance the status of micronutrient in soil. Long-term studies offer the chance to monitor changes in crop yields and nutrient balances, as well as the identification of factors linked to such changes, which can be used to assess the viability of agricultural management systems (Rasmussen *et al.*, 1998). However, the depth wise scenario of DTPA-extractable micronutrient (Zn, Cu, Fe and Mn) in *Vertisol* under soybean-wheat system is still insufficient. Considering these research lacuna, present study has been conducted to quantify the distribution of DTPA-extractable Zn, Cu, Fe and Mn along the soil depth (0-60 cm) under soybean-wheat system in *Vertisol*.

Materials and Methods

An ongoing, All India Co-ordinated Research Project on long-term field experiment (AICRP-LTFE) on the soybean-wheat cropping system was established in 1972 at Jawaharlal Nehru Krishi Vishwa Vidyalaya, Jabalpur, M.P (29°01'N, 77°45'E, 393m above mean sea level), India was chosen for the investigation during 2021. It represents the semi-arid and sub-tropical zone of central India with average annual rainfall of 1274 mm mostly received by southwest monsoon during June to October, experiences hot dry summers and cool winters with mean maximum temperature 32°C and mean minimum temperature 18°C. The soil is known as medium-deep black soil and it is basically clayey *Vertisol* belongs to Kheri series of fine montmorillonitic hyperthermic family of *TypicHaplustert*. Seven treatments each with three replication, comprising combination of sub-optimal (50% of recommended rate) to super-optimal (150% of recommended rate) level of nutrient application with or without FYM (5 t ha⁻¹ only in kharif crop) in randomized block design were chosen for study. Collection of soil sample were accomplished after harvest of *Rabi* season (wheat crop) in April, 2020. Soil sample were collected with the help of screw auger at four distinct depth with interval of 15 cm (0-15, 15-30, 30-45, and 45-60cm) from each replication belonging to the following treatments: Control, 100% NP, 100% NPK, 100% NPK+FYM, 100% N, 50% NPK, and 100% NPK. Soil sample were ground with wooden mortar-pestle, sieved through 2 mm sieve to get it ready for analysis, and stored in separate poly-ethylene bags. Analysis of micronutrients (Zn, Cu, Fe, and Mn) were accomplished by following DTPA method suggested by Lindsay and Norvell (1978) employing Atomic Absorption Spectrophotometer. (AAS). For testing the differences among means of various treatments, critical differences (CD) were calculated at 5% level of significance by carrying out Analysis of Variance (ANOVA) using randomized block design (RBD).

Result and Discussion

DTPA-extractable Zinc (Zn)

Data pertaining to DTPA-extractable zinc (Zn) availability in soil at different depths under various nutrient management is presented in Table 1. Zn availability at all soil depths (0-15, 15-30, 30-45, and 45-60cm), was found significantly ($p=0.05$) highest in 100% NPK+FYM (0.83, 0.71, 0.54, and 0.42 mg kg⁻¹) and lowest in control (0.46, 0.39, 0.32, and 0.26 mg kg⁻¹). Zn

availability reported in 100% NPK+FYM was at par to 100% NPK (69 mg kg^{-1}) and 150% NPK (76 mg kg^{-1}) at depth 0-15 cm, While value of 100% NPK+FYM was found only at par to 150% NPK (48 and 41 mg kg^{-1}) for deep layers (30-45 and 45-60 cm). In all soil depths except 45-60 cm, the value of control treatment was found at par to treatments receiving imbalance fertilization (100% N, 100% NP, and 50% NPK). Furthermore, it was observed that increase in soil depth resulted decrease in Zn availability irrespective of nutrient management applied even for a long period (Figure.1.). A complete nutrient (100% NPK) application along with FYM (in surface and sub-surface depth) and without FYM (at surface layer) confirmed Zn availability in soil more than its critical limit (0.6 mg kg^{-1}). The increase of soil pH along with increase in soil depth may be the reason behind the decreasing trend of Zn availability in soil (Dhaliwal *et al.* 2019)

DTPA-extractable Copper (Cu)

Overall effect of different long-term nutrient management practices on DTPA-extractable copper (Cu) was significant across 0-60 cm soil depth after 48 years of intensive cultivation of soybean-wheat cropping system (Table 1). At all soil depths (0-15, 15-30, 30-45, and 45-60cm), a significantly ($p=0.05$) highest value of DTPA-extractable copper was observed treatment in 100% NPK+FYM ($1.55, 1.48, 1.25,$ and 1.08 mg kg^{-1}) and the lowest values were found in untreated control ($1.08, 1.02, 0.84,$ and 0.78 mg kg^{-1}). DTPA-extractable Cu found in 150% NPK (1.46 mg kg^{-1}) was at par to 100% NPK+FYM at depth 0-15 cm only. However, DTPA-extractable Cu found in control treatment was found at par to 100% N ($1.05, 0.88, 0.84 \text{ mg kg}^{-1}$) treatment at all soil depth except 0-15 cm). In all treatments a decreasing trend was observed in DTPA-extractable Cu as heading towards deep in soil. DTPA-extractable Cu across 0-60 cm soil depth (Figure.2.) ranged $0.78-1.55 \text{ mg kg}^{-1}$, which was more than its critical limit (0.2 mg kg^{-1}) in soil indicated its sufficiency for plant uptake. The increase in DTPA-extractable Cu in treatments receiving balance inorganic fertilizer along with FYM might be due to appreciable level of Copper (Cu) concentration present in organic manure (Bhatt *et al.*, 2019 and Saha *et al.*, 2007), while in other treatments it may be ascribed to the chelation cause by decomposition of organic matter (Sarkar and Singh, 2002). Similar findings were reported by Thakur *et al.*, 2011 and Siresha *et al.*, 2017.

DTPA-extractable Iron (Fe)

Continuous application of inorganic fertilizer in combination with FYM or alone significantly ($p=0.05$) influenced the DTPA-extractable Iron (Table 1). At the end of 48 years of intensive cultivation of soybean-wheat cropping system the highest DTPA-extractable Fe was found under treatment receiving combined application of 100% NPK along with FYM at soil depth 0-15, 15-30, 30-45, and 45-60cm respectively $23.33, 21.32, 17.87,$ and 16.06 mg kg^{-1} . On contrast, the lowest value of DTPA-extractable Fe was observed in the untreated control in all respective soil depth ($17.32, 16.72, 14.57,$ and 13.27 mg kg^{-1}). Treatment 100% NPK+FYM was found at par to 100% NPK (19.93 mg kg^{-1}) at 0-15 cm and 150% NPK ($20.28, 16.96, 15.60 \text{ mg kg}^{-1}$) at soil depth 15-30, 30-45, and 45-60 cm. Whereas, control treatment was found at par to 100% N (17.95 mg kg^{-1}) and 50% NPK (18.55 mg kg^{-1}) at soil depth 15-30 cm. From surface to deep soil

layer (up to 60 cm), DTPA-extractable Fe varied from 13.27-23.33 mg kg⁻¹ implied its sufficiency in soil among all treatments. However, a decreasing trend in DTPA-extractable Fe was also observed with increase in soil depth irrespective of nutrient management applied (Figure.3.). Similar results were also found by Khan *et al.*, (2002) and Jayaraman *et al.* (2020). Increase in DTPA-extractable Fe with application of FYM may be ascribed to inclusion of iron in soil by FYM as it contains Fe from 1135 to 3515 mg/kg. Similar findings were also reported by Verma *et al.*, (2012) and Dhaliwal *et al.* (2015).

DTPA-extractable Manganese (Mn)

Perusal of the data presented in Table 1 showed a significant effect of long-term differential nutrient management practices on DTPA-extractable Mn in soil. The value of DTPA-extractable Mn varied from 14.24 to 7.45 mg kg⁻¹ in all the treatments across 0-60 cm. At all soil depths (0-15, 15-30, 30-45, and 45-60 cm), significantly the highest value of DTPA-extractable Mn found in 100% NPK+FYM (14.24, 13.68, 10.32, and 10.17 mg kg⁻¹) and that was at par to 100% NP, 100% NPK, and 150% NPK at surface and sub-surface. DTPA-extractable Mn in 100% NPK+FYM observed at par to 100% NPK and 150% NPK at 30-45 cm and at par to 150% NPK at 45-60 cm. Significantly the lowest value of DTPA-extractable Mn was reported in untreated control (11.60, 11.20, 7.87, and 7.45 mg kg⁻¹) for all respective soil depths. Overall a decreasing trend among all the treatments were observed across 0-60 cm soil depth (Figure.4.). The increasing trend of DTPA-extractable Mn in treatment having conjoint application of FYM with 100% NPK might be the result of chelation caused by organic matter. However, Application of superphosphate in long-term might be the possible reason behind high DTPA-extractable Mn in treatment like 150% NPK, 100% NPK, 100% NP, and 50% NPK (Li *et al.*, 2010). Similar results were reported by Meshram *et al.*, (2014) in *Vertisol* and Parvenet *et al.* (2020) in alluvial soil.

Conclusion

From the present study it can be concluded that status of micronutrient availability (DTPA-extractable Zn, Fe, Cu, and Mn) in soil at varying depth was altered by different nutrient management practices in long-term. Balance fertilization with inclusion of organic sources (FYM) in *Vertisol* under soybean-wheat cropping system resulted sufficient availability of micronutrient for plant uptake. On contrast, long-term imbalance nutrient application may result a deficiency of micronutrient in soil and can cause a severe reduction in yield.

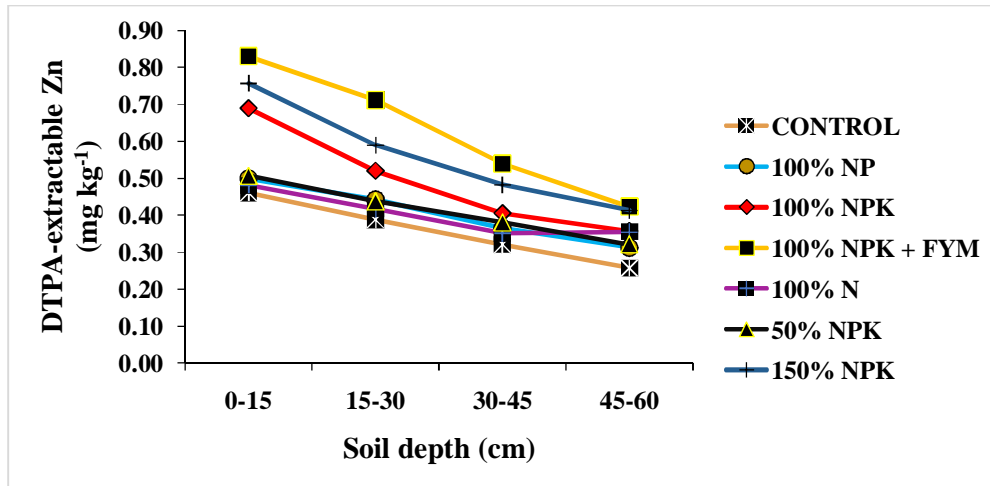


Figure.1. Effect of different long-term nutrient management practices on DTPA-extractable Zn across 0-60 cm soil depth.

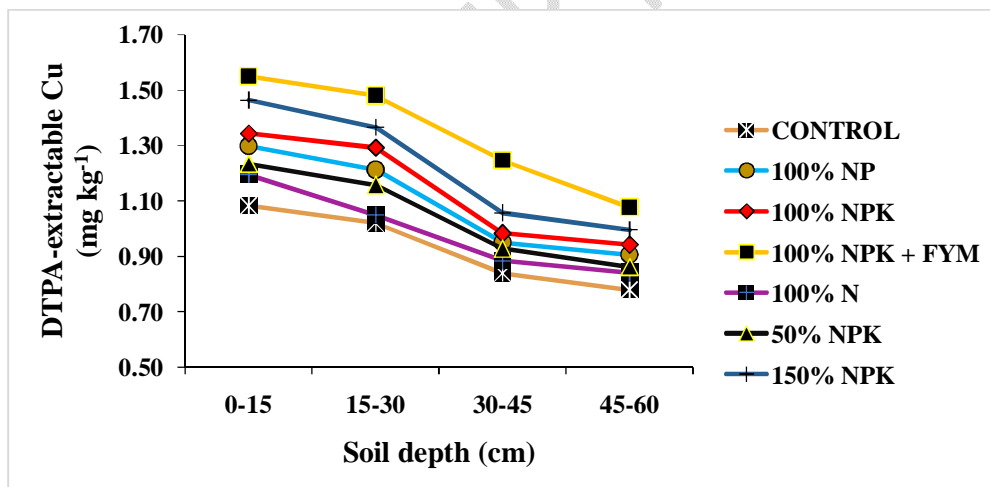


Figure.2. Effect of different long-term nutrient management practices on DTPA-extractable Cu across 0-60 cm soil depth.

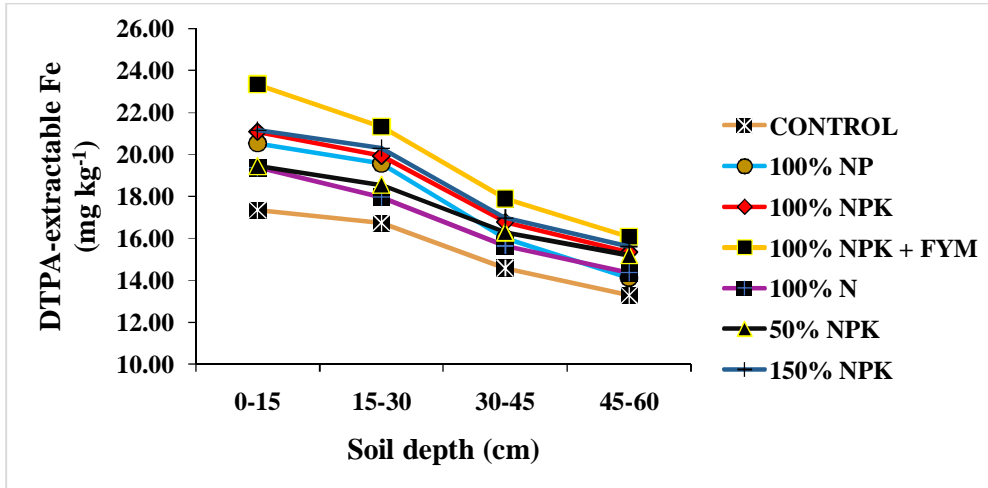


Figure.3. Effect of different long-term nutrient management practices on DTPA-extractable Fe across 0-60 cm soil depth.

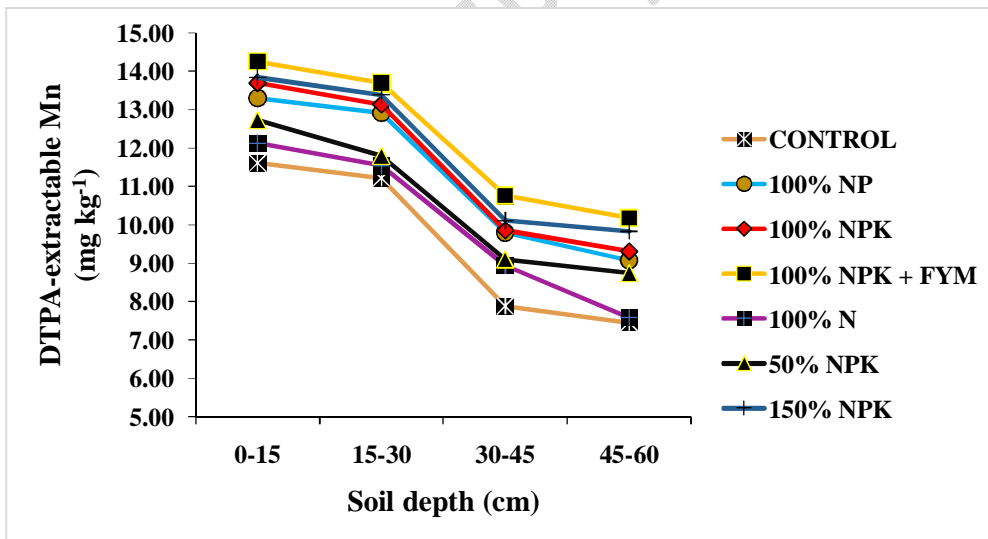


Figure.4. Effect of different long-term nutrient management practices on DTPA-extractable Mn across 0-60 cm soil depth.

Table 1. Depth-wise distribution of DTPA-extractable micronutrients (Zn, Cu, Fe, and Mn) in soil under INM practices after 48 years of intensive cultivation

Soil Depth (cm)	DTPA-extractable Zinc (mg kg ⁻¹)				DTPA-extractable Copper (mg kg ⁻¹)			
	0-15	15-30	30-45	45-60	0-15	15-30	30-45	45-60
Treatment								
CONTROL	0.46	0.39	0.32	0.26	1.08	1.02	0.84	0.78
100% NP	0.50	0.44	0.36	0.31	1.30	1.21	0.95	0.91
100% NPK	0.69	0.52	0.40	0.36	1.34	1.29	0.98	0.94
100% NPK + FYM	0.83	0.71	0.54	0.42	1.55	1.48	1.25	1.08
100% N	0.48	0.42	0.35	0.35	1.19	1.05	0.88	0.84
50% NPK	0.51	0.44	0.38	0.32	1.23	1.16	0.93	0.86
150% NPK	0.76	0.59	0.48	0.41	1.46	1.37	1.06	0.99
±	0.043	0.027	0.023	0.010	0.030	0.032	0.019	0.022
C.D. (<i>p</i> =0.05)	0.132	0.084	0.070	0.032	0.093	0.099	0.057	0.067
Soil Depth (cm)	DTPA-extractable Iron (mg kg ⁻¹)				DTPA-extractable Manganese (mg kg ⁻¹)			
	0-15	15-30	30-45	45-60	0-15	15-30	30-45	45-60
Treatment								
CONTROL	17.32	16.72	14.57	13.27	11.60	11.20	7.87	7.45
100% NP	20.51	19.55	15.99	14.11	13.29	12.90	9.79	9.07
100% NPK	21.08	19.93	16.76	15.33	13.68	13.13	9.85	9.31
100% NPK + FYM	23.33	21.32	17.87	16.06	14.24	13.68	10.75	10.17
100% N	19.36	17.95	15.64	14.35	12.12	11.53	8.94	7.58
50% NPK	19.45	18.55	16.28	15.20	12.72	11.79	9.09	8.74
150% NPK	21.15	20.28	16.96	15.60	13.84	13.38	10.10	9.83
±	0.481	0.657	0.306	0.197	0.408	0.343	0.305	0.247
C.D. (<i>p</i> =0.05)	1.483	2.025	0.942	0.607	1.258	1.058	0.940	0.760

References

- Ben-Yin, L. I., HUANG, S. M., Ming-Bao, W. E. I., Zhang, H. L., Jian-Ming, X. U., & Xin-Ling, R. U. A. N. (2010). Dynamics of soil and grain micronutrients as affected by long-term fertilization in an aquic Inceptisol. *Pedosphere*, 20(6), 725-735.
- Bhatt, M. K., Raverkar, K. P., Chandra, R., Pareek, N., Labanya, R., Kumar, V., Kaushik, S., & Singh, D. K. (2020). Effect of long-term balanced and imbalanced inorganic fertilizer and FYM application on chemical fraction of DTPA-extractable micronutrients and yields under rice-wheat cropping system in mollisols. *Soil Use and Management*, 36(2), 261-273.
- Dhaliwal, M. K., Dhaliwal, S. S., Shukla, A. K., Gupta, R. K., & Sikka, R. (2015). Long term effect of manure and fertilizers on depthwise distribution of DTPA-extractable Zn, Cu, Fe and Mn under rice-wheat system. *THE INDINA ECOLOGICAL SOCIETY*, 42(1), 73-79.
- Dhaliwal, S. S., Naresh, R. K., Mandal, A., Walia, M. K., Gupta, R. K., Singh, R., & Dhaliwal, M. K. (2019). Effect of manures and fertilizers on soil physical properties, build-up of macro and micronutrients and uptake in soil under different cropping systems: a review. *Journal of Plant Nutrition*, 42(20), 2873-2900.
- Jayaraman, S., Sinha, N. K., Mohanty, M., Hati, K. M., Chaudhary, R. S., Shukla, A. K., ...& Dalal, R. C. (2021). Conservation tillage, residue management, and crop rotation effects on soil major and micro-nutrients in semi-arid Vertisols of India. *Journal of Soil Science and Plant Nutrition*, 21, 523-535.
- Khan M S H, Mian M J, Akhtar A, Hossain M F and Sikder M S I 2002. Effects of long term fertilization and cropping on micronutrient cations of soils in Bangladesh. *Pakistan Journal of Biological Sciences* 5: 543-544.
- Meshram, N. A., Ismail, S., & Patil, V. D. (2014). Micronutrient dynamics in long-term fertilizer experiment under soybean-safflower cropping sequence in Vertisol. *Green Farming*, 5(6), 984-988.
- Parven, H., Kumar, S., Shambhavi, S., Kumar, S., Kumar, R., & Kumari, D. (2020). Long Term Effect of Integrated Nutrient Management on Secondary and Micronutrient of Alluvial Soils. *Int. J. Curr. Microbiol. Appl. Sci*, 9, 1990-1999.
- Rasmussen, P. E., Goulding, K. W., Brown, J. R., Grace, P. R., Janzen, H. H., &Korschens, M. (1998). Long-term agroecosystem experiments: assessing agricultural sustainability and global change. *Science*, 282(5390), 893-896.
- Rutkowska, B., Szulc, W., Sosulski, T., &Stepień, W. (2014). Soil micronutrient availability to crops affected by long-term inorganic and organic fertilizer applications. *Plant, Soil and Environment*, 60(5), 198-203.
- Saha, P.K., Ishaque, M., Saleque, M.A., Miah, M.A.M., Panaullah, G. M., & Bhuiyan, N.I. 2007. Long-term integrated nutrient management for rice-based cropping pattern: effect on growth, yield, nutrient uptake, nutrient balance sheet, and soil fertility. *Communications in Soil Science and Plant Analysis*, 38, 579-610.

- Sarkar, A.K., & Singh, R.P. 2002. Importance of long-term fertilizer use for sustainable agriculture in Jharkhand. *Fertilizer News*, 47, 107-111.
- Sireesha, P. G., Padmaja, G., & Rao, P. C. (2017). Soil Fertility and Crop Yields Changes under Long-Term Application of FYM in Rice-Rice System. *Environment & Ecology*, 35(3A), 1845-1848.
- Thakur, R., Kauraw, D. L., & Singh, M. (2011). Profile distribution of micronutrient cations in a Vertisol as influenced by long-term application of manure and fertilizers. *Journal of the Indian Society of Soil Science*, 59(3), 239-244.
- Verma, G., Sharma, R. P., Sharma, S. P., Subehia, S. K., & Shambhavi, S. (2012). Changes in soil fertility status of maize-wheat system due to long-term use of chemical fertilizers and amendments in an alfisol. *Plant, Soil and Environment*, 58(12), 529-533.
- Wang, S., Xu, L., & Hao, M. (2022). Impacts of Long-Term Micronutrient Fertilizer Application on Soil Properties and Micronutrient Availability. *International Journal of Environmental Research and Public Health*, 19(23), 16358.
- Yousaf, M., Li, J., Lu, J., Ren, T., Cong, R., Fahad, S., & Li, X. (2017). Effects of fertilization on crop production and nutrient-supplying capacity under rice-oilseed rape rotation system. *Scientific reports*, 7(1), 1-9.