

Biosecurity in fishfarming: Implementation of the HACCP system at the Djissoumakö Fish Farming Centre - urban commune of Siguiiri

Abstract

This study was carried out from 10 January to 20 February 2022 in the urban and peri-urban area of Siguiiri and aimed to learn about the application of biosecurity measures in some fish farms in Siguiiri. To this end, 6 fish farms were surveyed on the basis of a targeted sampling based on the criteria of accessibility, cooperation of fish farmers and the functional state of these farms, and 20 biosecurity variables were taken into account.

Of all the fish farms surveyed, only one (1) farm applied biosecurity measures, i.e. 15%, and the other five (5) said they had no knowledge of biosecurity, i.e. 85%.

In conclusion, the knowledge and application of biosecurity measures could undoubtedly help prevent diseases in fish farms, even though they are rare, and improve the productivity of fish farmers.

Keywords : Biosecurity, Fish farming and HACCP

INTRODUCTION

The consistent application of biosecurity measures is essential to the success of any type of animal production. Biosecurity reduces the risk of disease introduction and the financial losses resulting from infection. However, in several sectors, the practice of biosecurity or its observance is sporadic and variable, whether in cattle, pig, poultry or aquaculture farms (1).

However, failure to apply biosecurity measures often results in serious losses due to

- reduced growth and production of fish ;
- increased feeding costs due to wastage of uneaten feed caused by poor appetite of the fish;
- increased sensitivity to any quality degradation;
- high fish mortality (2).

However, in the majority of fish farms in Africa, the main species of fish raised are from the tilapia and catfish group whose resistance to certain infections is now being questioned, these diseases can be spread naturally through the water, farmed fish infected by wild fish, vectors of an infectious gene and even humans can be carriers of a gene such as *Mycobacterium marinum*, responsible for tuberculosis in fish and also observed in workers on fish farms (2).

Comment [at1]: Write in descriptive form

Furthermore, fishfarms in the Republic of Guinea lack a real policy of biosecurity measures compared to those in the sub-region. Thus, no study on the real practices of fishfarmers in terms of hygiene seems to be available. This work is the first in a field of research that will lead to the proposal of a guide of good biosecurity practices in the country's fishfarms.

MATERIALS AND METHODS

MATERIALS

Brief presentation of the urban commune of Siguiri

The urban commune of Siguiri is the capital of the prefecture of the same name. It is bounded :

- to the east by the rural commune of Bankon.
- to the west by the rural commune of Kintinian;
- to the north by the rural commune of Doko;
- to the south by the rural commune of Kiniebakoura.

Comment [at2]: Write in descriptive form

Map of the study area

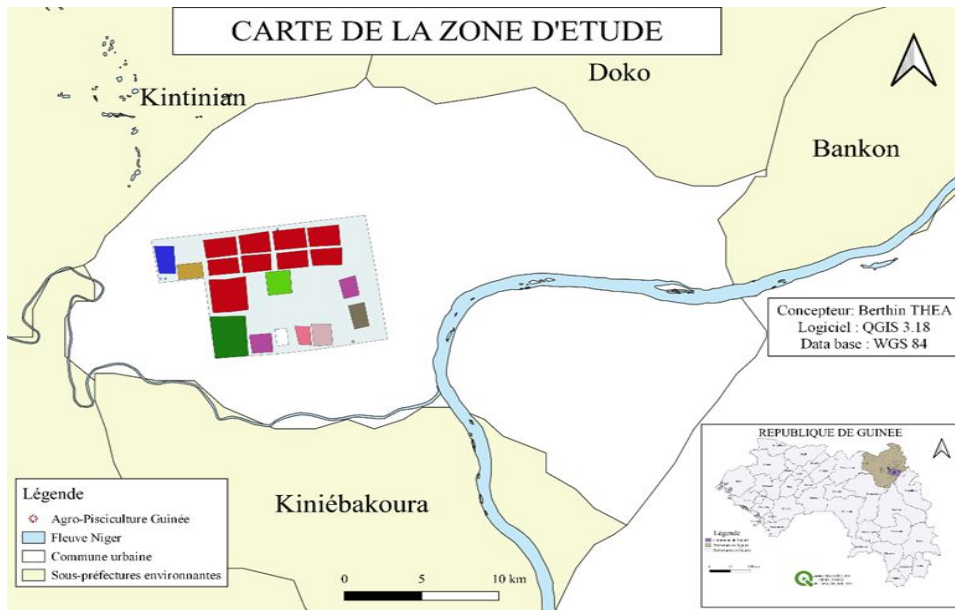


Figure 1: Map of the urban commune of Siguiri

METHODS

1. Identification and assessment of biosecurity measures on fish farms

- Selection and coding of surveyed fish farms

The selection of farms was based on the criteria of accessibility, cooperation of fish farmers and functional status of the farms and all submitted farms were coded using the first two letters of the farm name in upper case followed by the serial number of the surveyed farms.

- Questionnaire design and identification of biosecurity measures

The questionnaire was developed on the basis of the minimum biosecurity measures. These measures covered 20 variables on which our questions were oriented, so the administration of the questions was done in the form of an interview.

After the interview, direct observation of certain variables allowed us to assess the quality of the answers obtained.

- Parameters of the biosafety measures assessed

The variables of interest were the recommendations of (3) regarding biosecurity measures applied in aquaculture.

Table 1 : Biosecurity variables considered

Number	Variable	Codes
1	Types of farming structure	TSE
2	Physico-chemical analysis of water	APE
3	Working clothes for staff	ERV
4	Working clothes for staff	TTP
5	Protection of livestock structures	PSD
6	Knowledge of biosecurity measures	CMB
7	Farm Isolation	IF
8	Fish processing	TP
9	Knowledge of fish diseases	CPP
10	Disinfection of farm equipment before use	DMEAVU
11	Disposal of dead fish	DPM
12	Disinfection of farm equipment after use	DMEAPU
13	Visitor contact with water	CVE
14	Veterinary visit	VV
15	Presence of animals on the farm	PAF
16	Inter-farm exchange of livestock equipment	EMEF
17	Fish treatment products	PTP
18	Quarantine of new fish	MQ
19	Frequency of water renewal	FRE
20	Visit	V

2.
Mapping of surveyed fish farms
 For the mapping of the surveyed fish farms in the study area, we used a GPS (Android).

The operation consisted of collecting GPS coordinates, namely longitude and altitude. Finally, the data was used in QGIS 3.18 software to be processed to produce the map.

Table 2 :Geographicalcoordinates and coding of surveyedfishfarms

N°	Farm	Code	NAltitude	Longitude W
1	Agro Pisciculture Guinea	AP01	11°25.892	009°14.307'
2	Eco FarmDjoliba	EC02	11°43.718	009°01.955'
3	Cissé Farm	FC03	11°25.329	009°15.987'
4	Barry Farm	FB04	11°21.285	009°10.049'
5	Manden Mansa Farm	FM05	11°25.936	009°10.766'
6	ParacetamolFarm	FP06	11°26.396	009°08.348'

3. Elaboration of the HACCP system of the Djissoumakö Fish Farm

The implementation of the HACCP system of the Djissoumaköfishfarming centre according to the ISO 22000 standard concerned the 5M which is one of the methods applied in food hygiene and safety and which makes it possible to check the possible sources of contamination of food.

4. Collection and processing of statistical data

In this study, the method of analysis used is a descriptive one, so three computer programs were used for raw data entry, statistical analysis, map design and presentation of results.

- Sphinx iQ2 Version 7.4.0 was used to develop surveys based on biosecurity variables and to collect data;
- QGIS Version 3.18 was used to design the thematic data (map) ;
- Microsoft Excel Office 2019 was used to create the tables.

Comment [at3]: Write in descriptive form

RESULTS

Table 3:Biosecurity features related to the management of fishfarm staff and visitors

Biosecurity aspects	Modalities	Frequency (%)
Working clothes for staff	No	88
	Yes	12
Working clothes for staff	No	94
	Yes	6
Knowledge of biosecurity measures	No	94
	Yes	6
Visit	1-25/month	100
	0/month	0
Visitor contact with water	No	100
	Yes	0

Table 4 :Biosecurity features related to the management of rearing equipment on fishfarms

Biosecurity aspects	Modalities	Frequency (%)
Types of farming structure	Basins	94
	Tanks	6

Physico-chemical analysis of water	No	88
	Yes	12
Protection of livestock structures	Protected	94
	Unprotected	6
Farm Isolation	Fenced	100
	Not fenced	0
Presence of animals on the farm	No	66,66
	Yes	33,34
Disinfection of farm equipment before use	No	88
	Yes	12
Disinfection of farm equipment after use	No	88
	Yes	12
Inter-farm exchange of livestock equipment	No	100
	Yes	0

Table 5 : Biosecurity features related to fish management

Biosecurity aspects	Modalities	Frequency (%)
Fish processing	No	94
	Yes	6
Knowledge of fish diseases	No	88
	Yes	12
Disposal of dead fish	Consumed	100
	Discarded	0
Veterinary visit	No	100
	Yes	0
Fish treatment products	Oxytetracycline	45
	No-iodized salt	55
Quarantine of new fish	No	88
	Yes	12
Frequency of water renewal	Every two weeks	94
	Every month	6

UNDER PEER REVIEW

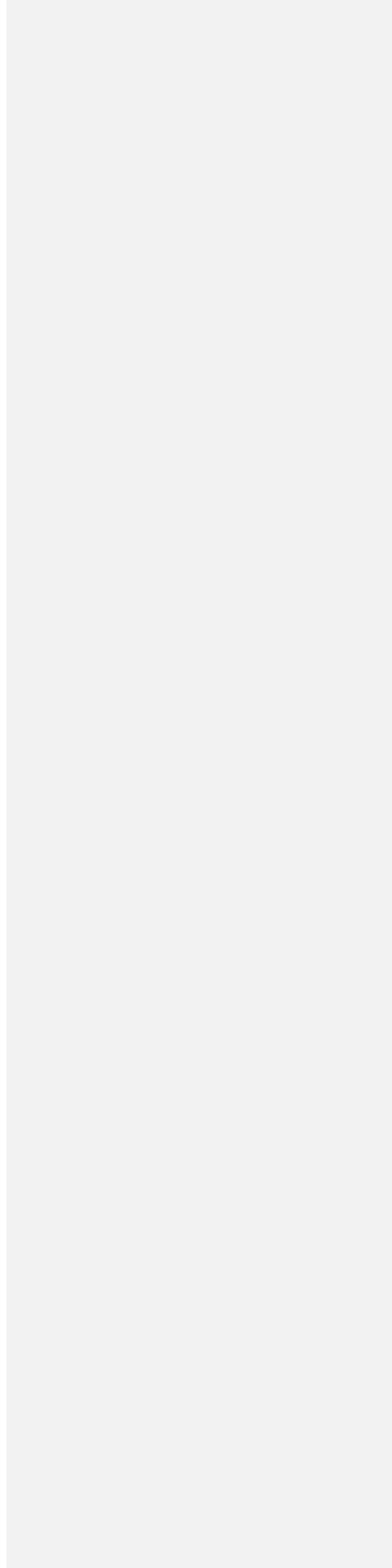


Table 6 : HACCP system of the Djissoumaköfishfarm according to the ISO 2200 reference standard

5M		Highlights	Period of execution	Coordinators	Enforcers
Fish		Supply	Daily	Production Assistant	Fish Farmers
		Water renewal	Weekly	Production Assistant	Fish Farmers
		Monitoring of physico-chemical parameters	Weekly	Production Assistant	Fish Farmers
		Monitoring of biological parameters	Monthly	Production Manager	Production Assistant
		Sanitary monitoring	Monthly	Production Manager	Production Assistant
Environment	Hatcheries	Cleaning	Daily	Production Assistant	Fish Farmers
		Washing and disinfection	before and after reproduction	Production Manager	Fish Farm Workers and Assistant
	Shed	Cleaning	Weekly	Production Assistant	Fish Farmers
		Washing and disinfection	Monthly	Production Manager	Fish Farm Workers and Assistant
	Tanks	Washing	Weekly	Production Assistant	Fish Farm Workers and Assistant
		Washing and disinfection	Before loading and after total fishing	Production Assistant	Fish Farm Workers and Assistant
	Feed storage	Washing and disinfection	Weekly	Production Assistant	Fish Farm Workers and Assistant
	Waste water reception tank	Cultivation of water hyacinths (purification)	None	Technical team	Manager, Assistant and Workers

	Disinfection room	Washing and disinfection	Daily	Fish Farmers	Maintenance workers
	Toilets	Cleaning and disinfection	Daily	Fish Farmers	Maintenance workers
	Green areas	Cleaning	Weekly	Fish Farmers	Maintenance workers
	Wastewater drainage channels	Cleaning	Monthly	Production Assistant	Maintenance workers and fishfarmworkers
Labour	Equipment	Mandatory wearing of uniforms, boots, gloves, aprons, safety waistcoats and jackets	Each activity	Production Assistant	Technical team
	Visit certificate	Medical check-up	Monthly	Administrators	Staff
	Medical follow-up	Knowing the state of health of the staff recruited	On hiring	Administrators	Recruited
Working materials	Breeding equipment	Washing and disinfection of equipment	before and after reproduction	Production Assistant	Production Assistant
	Fishing equipment	Maintenance	after use	Production Assistant	Fish Farmers
	Biological monitoring equipment	Maintenance	after use	Production Assistant	Fish Farm Workers and Assistant
Working method	Work rate	Avoid rough handling of fish	During control and total fisheries	Production Manager	Fish Farm Workers and Assistant

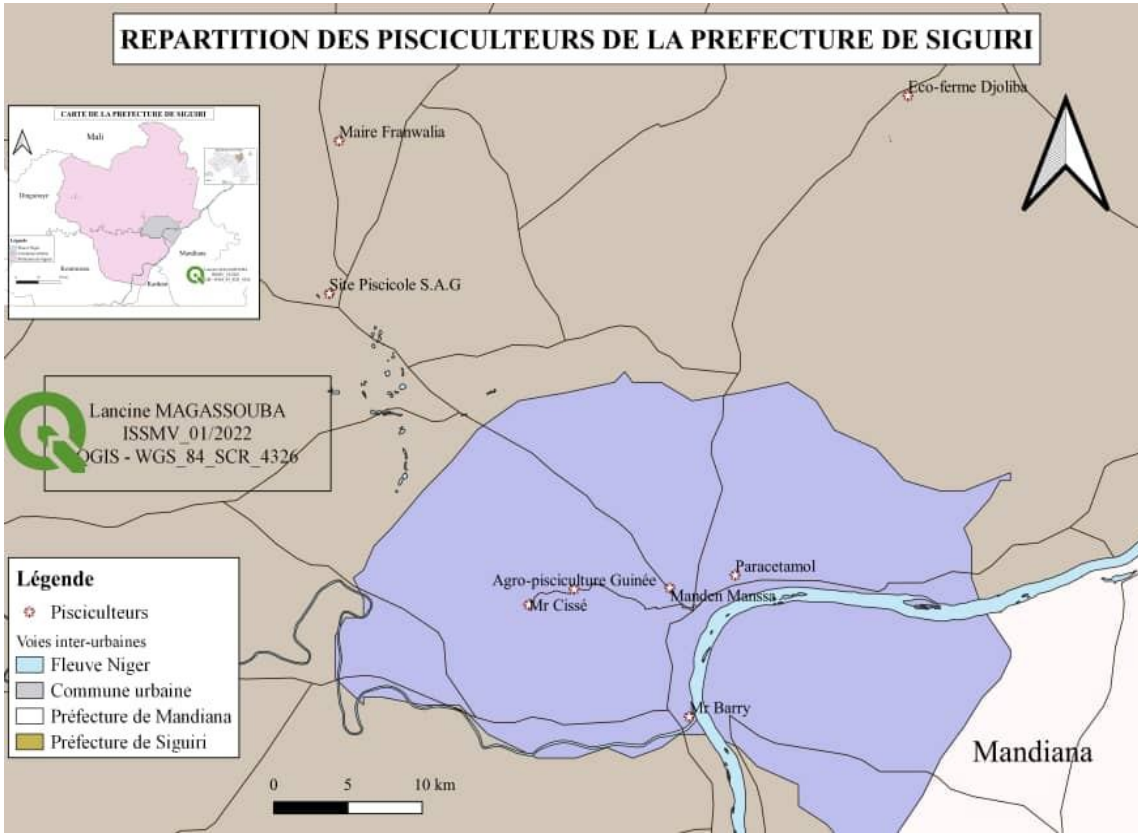


Fig 2: Identification map of surveyed fish farms

Distribution of fish farmers in the study area

DISCUSSION

In terms of knowledge and practice of biosecurity measures applied on the different fish farms surveyed, our results reveal that more than 85% of the fish farms do not apply biosecurity measures and 15% apply preventive measures but in a discontinuous manner. This would have had consequences for the health of fish and staff. Our survey showed that 94% of the farms have fish ponds and 6% have tanks, 66.66% have other animal species on their farms, 88% have not disinfected the farming equipment and 100% of the farms have not allowed veterinary visits and 88% do not take physico-chemical parameters. Furthermore, our results also indicated that 88% of the fish farms did not apply quarantine to new fish and 94% renewed the water once a month.

The analysis of the different values from the biosecurity practices shows that the majority of the fish farmers do not have any knowledge on biosecurity and those who apply preventive measures accumulate fair practices that can expose their fish and staff to risks of infection or infestation. Looking at the values from another angle, we find that the fish farmers in the study area do not have any preventive policies for their farms.

However, our results are similar to those observed by (5) among aulacode farmers in the Sud-Comoé and Agnèby regions of Côte d'Ivoire, who stated that in most aulacode farms basic prophylactic measures are not applied by the farmers and that the neglect of preventive practices is due to the lack of qualified professional training of the farmers. The latter are also, for the most part, illiterate and would have learned the profession of animal husbandry on the job.

Our results revealed that most of the fish farms surveyed have other animal species that have access to the environment due to the absence of controlled access zones on the farms. This constitutes a failure of other biosecurity measures, regardless of their level of implementation. The presence of other animal species can constitute a risk of introducing germs, as highlighted by (4). Indeed, it has been shown that some avian species can be carriers of germs and be sources of contamination for others that are more susceptible to these germs. This mixture of species therefore creates an environment favourable to the emergence of various avian diseases.

The implementation of the HACCP system at the Djissoumakö Fish Farm is a tool for the application of biosecurity measures and it should be noted that in the Siguiri prefecture fish farms are concentrated in urban and peri-urban areas.

CONCLUSION

The analysis of the biosecurity measures variables showed that in almost all the fish farms surveyed, biosecurity measures are not applied, which undoubtedly has consequences in terms of productivity. It appears that the fish farming stakeholders in the peri-urban and urban area of Siguiri do not have extensive information on the application of biosecurity measures in fish farming, however, the application of the HACCP system presented in this article could be considered as a good practice guide for biosecurity measures in fish farms and will allow for a profitable and environmentally friendly production.

COMPETING INTERESTS DISCLAIMER:

Authors have declared that they have no known competing financial interests OR non-financial interests OR personal relationships that could have appeared to influence the work reported in this paper.

REFERENCES

1. RACICOT, Manon and VAILLANCOURT, Jean Pierre. EVALUATION OF BIOSECURITY MEASURES IN POULTRY FARMS IN QUEBEC BY VIDEO SURVEILLANCE AND MAIN ERRORS COMMITTED, University of Montreal, Quebec, Canada. DMV, MSc, PhD, university, Quebec, Canada. 2009.
2. BIOSAFETY PRACTICES APPLIED IN FISH FARMING IN THREE REGIONS OF CÔTE D'IVOIRE. KONE, M, et al. s.l.: Laboratory of Animal Biology and Cytology, University of Abobo-Adjamé, 02 BP 801 Abidjan 02, Ivory Coast and Laboratory of Environment and Aquatic Biology, University of Abobo-Adjamé, 02 BP 801 Abidjan02, 2012 , African Agronomy 24 (1): 59-70
3. Mamadou, KONE. Biosecurity in fish farming and control of the parasite *Argulus* sp. for an improvement in the production of Nile tilapia *Oreochromis niloticus* (Linnaeus, 1758) from Ivory Coast. Unique thesis for obtaining the Doctor's Degree. Nangui Abrougoua University, Option: Biology and Animal Production; Specialty: Aquaculture and Parasitology: s.n., 2015.
4. KABORET, Yacouba. Biosecurity in live poultry markets (3-23) in: National Seminar on Biosecurity of farms and the live poultry market. . 2008.

5. SORO, D. Livestock management strategies for improving the reproductive performance of farmed cane rats in Côte d'Ivoire, integrated study of the sexual physiology of cane rats. Unique thesis, University of Abobo-Adjamé, UFR-Sciences de la Nature. 2007. p. 137-141.]

Comment [at4]: Shouldbe ; Kaboret Y,

Comment [at5]: Shouldbe : Mamadou K.

Comment [at6]: Mention another author

Comment [at7]: Shouldbe : Racicot M, and Vaillancourt JP.

UNDER PEER REVIEW