

## Original Research Article

### **Suitability of Bioethanol Production from Groundnut Shells using *Saccharomyces cerevisiae*.**

**Comment [HP41]:** Correct yeast name. The correct name is *Saccharomyces cerevisiae*

#### **Abstract**

Groundnut shells were milled to 100 microns and bioethanol was produced using acid hydrolysis and batch fermentation process. Acid hydrolysis was achieved using 5% sulphuric acid solution at 90°C for 2 hours. Fermentation was proceeded in an autoclave at 115°C for 30 minutes after which the mixture was pitched with baker's yeast (*Saccharomyces cerevisiae*) and inoculated for three days. A bioethanol yield of 27.5% was obtained from groundnut shells with an energy value of 14MJ/KG. This biofuel produced has a purity of 90.62%v/v which is within the range of acceptable commercial grade and proves groundnut shells as a suitable feedstock for bioethanol production.

**Comment [HP42]:** Use the correct term: Sterilization

**Comment [HP43]:** Correct yeast name. The correct name is *Saccharomyces cerevisiae*

**Comment [HP44]:** Specify that it is the mass percentage (% w/w)

**Comment [HP45]:** Use the correct symbol: kg (in lowercase letters)

**Keywords:** *Bioethanol, Groundnut shells, Hydrolysis, Fermentation.*

#### **1. Introduction**

**Formatted:** Font: (Default) Calibri, Font color: Black, English (United States)

Bioethanol is fermentation alcohol. That is, it refers to ethyl alcohol produced by microbial fermentation processes, as opposed to synthetically produced ethanol from petrochemical sources. It is produced through distillation of the ethanolic wash emanating from fermentation of biomass-derived sugars (Walker, 2010).

Generally, fermentation is the breakdown of complex molecules in an organic compound under the influence of ferment such as yeast, bacteria, enzymes etc. Fermentation is a well-established and widely used technology for the conversion of grains and sugar crops into ethanol (R.Rajasekaran, G.Vijayaraghavan, & Marimuthu, 2014).

**Comment [HP46]:** Put a comma before "etc"

**Comment [HP47]:** An ampersand is not preceded by a comma

Nowadays, wastes are scattered all around. Burning them is one of the ways to eliminate them but it can only add pollution to the environment. Unless our society shifts away from the consumption of crude oil and fossil fuels to the re-cyclical use of agro wastes such as lignocellulosic biomass, it is difficult to secure sustainability of human life. The harmful elements that create health and environmental hazards are being gradually banned by environmental agencies (Al-Amin, 2020). The conversion of biomass into biofuels, chemicals, energy, and new materials is now vital to solving these problems (Watanabe,

2013). The key to making bioethanol competitive as an alternative fuel is the ability to produce it from low-cost waste materials.(Brajpai, 2013).

These lignocellulosic wastes not only offers the potential for being ideal feedstock for liquid biofuels (bioethanol, butanol) but has great potential in gaseous fuel production as well as value-added products (Kumar & Sani, 2018). Thus, biomass can play an important role in the domestic bio-based economy by producing a variation of biofuels and biochemicals that are currently derived from petroleum-based feedstock (Khanal, 2010) and solving the problem of waste disposal.(Watanabe, 2013)

Use of agricultural waste having zero economic value for bioethanol production gives a better way of efficiently utilizing agricultural land. Sugarcane molasses, groundnut shells, rice husks, straw, corncobs, etc. are good substrates for bioethanol production. However, Groundnut shells contain high cellulose (67%) which increase the efficiency of fermentation and provide better yield(Watanabe, 2013).

## 2. Materials and Methods

This experiment was carried out at biotechnology laboratory at the Federal Institute of Industrial Research, Oshodi, Nigeria. The Groundnut shells were sourced from the groundnut processing pilot plant in FIIR-Oshodi, Lagos, Nigeria. The shells were dried and milled to 100 microns to increase surface area.

### Experimental Procedure

The Production of Bioethanol consists of four major stages: Pretreatment, Hydrolysis, Fermentation (of hexoses and pentoses), and Product separation/distillation.

### Hydrolysis

Groundnut shells glucose (or wort) was produced from crude cellulose material using acid conversion method. 200g of Groundnut shells were mixed with 800ml of 5% sulphuric acid solution to form a slurry. The hydrolysis process was conditioned in a water bath at 90°C for 2hrs. The hydrolysed sample was neutralized with 1N KOH solution and the slurry was filtered and washed with distilled water.

### Fermentation

**Comment [HP48]:** Put the dot after the reference

**Comment [HP49]:** Use a lowercase letter

**Comment [HP410]:** The reference given (Watanabe, 2013) does not give this information

**Comment [HP411]:** Put the space after the word

**Comment [HP412]:** Use a lowercase letter

**Comment [HP413]:** Indicate the temperature, the drying time, as well as the final water content of groundnut shells

**Comment [HP414]:** It is essential to give the characteristics of the biomass used (cellulose content) and of the obtained hydrolysate (glucose content)

**Comment [HP415]:** Use a lowercase letter

**Comment [HP416]:** Use the correct symbol (hr)

**Comment [HP417]:** It is not understandable how and why slurry can be washed

**Formatted:** Font: (Default) Calibri, Font color: Black, English (United States)

The fermentation medium consists g/L 1000ml of glucose syrup, 0.5g of magnesium sulphate (MgSO<sub>4</sub>·7H<sub>2</sub>O), 0.5g of Di-potassium Hydrogen Phosphate (K<sub>2</sub>HPO<sub>4</sub>), 2.65g of Ammonium Sulphite (NH<sub>4</sub>)SO<sub>4</sub>; and 1.8g of Ammonium Di-Hydrogen phosphate (NH<sub>4</sub>)<sub>2</sub>H<sub>2</sub>PO<sub>4</sub>. The mixture was properly mixed and sterilized in an autoclave at 115°C for 30mins. The fermentation medium was cooled to room temperature and subsequently pitched with Baker's yeast (Saccharomyces cerevisae) at (50x10<sup>5</sup> cells/1000mL). The flasks containing the inoculated fermenting mashed were incubated at 25°C ± 2°C for 3 days. Samples were withdrawn at 24hr intervals for determination of sugar brix (soluble solids), pH and total titratable acidity.

### Sugar Brix (Total Soluble Solids)

The total soluble solids as sugar brix of the fermenting wort were determined using handheld refractometer (Abbe refractometer). One or two drops of sample was placed onto the refractometer surface lens and the reading was observed on the eyepiece of the hand refractometer.

### pH (Ionic Concentration)

Ten milliliters (10ml) of fermenting mash was taken or measured into 50ml beaker. The pH was determined with the aid of a previously calibrated pH meter (model Hanna P<sup>2H</sup>) with pH 4.0 and pH 7.0 buffers.

### Total Titratable Acidity (TTA)

10ml of sample was measured into a beaker, about 3-5 drops of phenolphthalein indicator was added to the sample. The sample was then titrated with 0.1N sodium Hydroxide(1/10 N NaOH) until the solution starts to turn pinkish to a purple colour endpoint. The amount of the sodium hydroxide solution used during the filtration was noted and recorded. The percentage total titratable acidity in the sample was calculated as follows

$$\% \text{ TTA} = \frac{\text{Titre value} \times 0.1 \text{N} \times \text{normality} \times \text{milliequivalent weight of acid} \times 100}{\text{volume of sample used} \times 1000}$$

### Distillation

Distillation is the separation of the alcohol from the other ingredients in the fermented mixture. In making fuel alcohol it is necessary to get all the alcohol and water separated.

Comment [HP418]: Use lowercase letters

Comment [HP419]: Verify the name and the formula

Comment [HP420]: Use lowercase letters

Comment [HP421]: Give the reference for the proportions used

Comment [HP422]: The SI symbol for minute or minutes is min

Comment [HP423]: Incorrect name

Comment [HP424]: How this concentration was determined?

Comment [HP425]: Indicate the model of ABBE refractometer

Comment [HP426]: Use lowercase letter

Comment [HP427]: Avoid repetition

Comment [HP428]: Use the correct term: titration

Comment [HP429]:

Comment [HP430]: Use the correct term

Comment [HP431]: Separate the words

Formatted: Font: (Default) Calibri, Font color: Black, English (United States)

The separation of the alcohol and water by distillation was made possible by the fact that alcohol boils at about 173<sup>0</sup>F. As the mixture of water and alcohol is boiled, vapours with a greater concentration of alcohol will be formed and liquid with a lesser concentration of alcohol will remain behind. The principle of adding heat is to boil the fermented wort and provide vapour for the distillation process.

**Comment [HP432]:** Give the temperature in °C

### Specific Gravity (S.G) of Alcohol.

The specific gravity of the alcohol distillate or “stillage” was determined using a specific gravity bottle. With a clean grease and water free gravity bottle, empty bottle was weighed and thereafter filled with distilled water and the weight taken. The same bottle was also filled with the alcohol and then the weight taken. The specific gravity of the sample was calculated as follows;

**Comment [HP433]:** Give the accuracy of weight measurement

$$\text{Specific gravity} = \frac{\text{weight of sample}}{\text{weight of equal volume of water}}$$

**Comment [HP434]:** Separate the words

Thus, the value obtained from this calculation is looked up for its equivalent percentage by volume in official methods of Analysis.

**Comment [HP435]:** Give the full reference

### Energy value

The energy value of sample was measured with an IKA C5000 Bomb-calorimeter. This bomb calorimeter is a pressure-tight container of acid-resistant steel, which contains the burning material under a pressure of 30 bar of oxygen. The energy value was obtained by complete combustion of one gram bioethanol in the presence of sufficient oxygen.

## 3. RESULTS AND DISCUSSION

### pH, soluble sugar and %TTA of sample at various fermentation intervals

The tables showing the pH, soluble sugar and total titratable activity of sample at various fermentation intervals are given below.

**Table 1.** pH of sample at various fermentation intervals

**Comment [HP436]:** The number of trials is not sufficient. The results should be expressed as mean ± standard deviation

Fermentation time (hour)	pH (Run 1)	pH (Run2)	Avg pH

0	6.16	6.12	6.140
24	5.96	5.93	5.945
48	5.54	5.51	5.525
72	5.22	5.18	5.200
96	4.96	4.93	4.945
120	4.46	4.50	4.480

**Comment [HP437]:** The indicated fermentation time was three days (72 hr)

**Comment [HP438]:** The indicated fermentation time was three days (72 hr)

**Table 2. Soluble sugar of sample at various fermentation intervals**

Fermentation time (hr)	Soluble Sugar Run1 ( <sup>o</sup> Brix)	Soluble Sugar Run 2 ( <sup>o</sup> Brix)	Avg Soluble Sugar ( <sup>o</sup> Brix)
0h	31.5	30.5	31.00
24	20.4	20.6	20.50
48	15.7	16.1	15.90
72	10.5	10.5	10.50
96	6.2	6.0	6.10
120	3.5	3.0	3.25

**Comment [HP439]:** The number of trials is not sufficient. The results should be expressed as mean  $\pm$  standard deviation

**Comment [HP440]:** Compare with a reference

**Comment [HP441]:** The indicated fermentation time was three days (72 hr)

**Comment [HP442]:** The indicated fermentation time was three days (72 hr)

**Table 3. Titre value of sample at various fermentation intervals**

Fermentation time (hr)	Titre value Run1 (ml)	Titre value- Run 2 (ml)	AvgTitreValue (ml)	% TTA
0h	5.06	5.04	5.050	0.30
24	6.74	6.69	6.715	0.40
48	7.27	7.33	7.300	0.44
72	7.84	7.87	7.855	0.47

**Comment [HP443]:** The number of trials is not sufficient. The results should be expressed as mean  $\pm$  standard deviation

96	8.56	8.64	8.600	0.52
120	9.21	9.19	9.200	0.55

**Comment [HP444]:** The indicated fermentation time was three days (72 hr)

**Comment [HP445]:** The indicated fermentation time was three days (72 hr)

### Concentration of Alcohol

The Specific gravity of sample was obtained using a 50ml specific gravity bottle at 25°C.

**Comment [HP446]:** Use lowercase letter

$$\text{Specific Gravity} = \frac{\text{weight of Sample}}{\text{weight of equal volume of water}}$$

**Comment [HP447]:** Separate the words

Weight of empty specific gravity bottle = 18.933g

Weight of empty specific gravity bottle + sample = 39.899g

Weight of sample = 39.899 – 18.933 = 20.966g

Weight of specific gravity bottle + water = 43.722g

Weight of water = 43.722 – 18.933 = 24.789g

Specific gravity =  $\frac{20.966g}{24.789g} = 0.84578$ . Concentration of Alcohol by weight from the

**Comment [HP448]:** It is not necessary to give the algorithm of calculation

Association of Official Analytical Chemist (A.O.A.C) Alcohol chart = 90.62% v/v

**Comment [HP449]:** Use lowercase letter

**Comment [HP450]:** Give the measurement temperature

### Percent Yield of Bioethanol

The yield of bioethanol was determined using the formula:

$$\text{Percent Yield} = \frac{\text{Weight of obtained bioethanol}(g)}{\text{Weight of groundnut shells used}(g)} \times 100\%$$

**Comment [HP451]:** Separate the words

Weight of peanut shells used = 200g

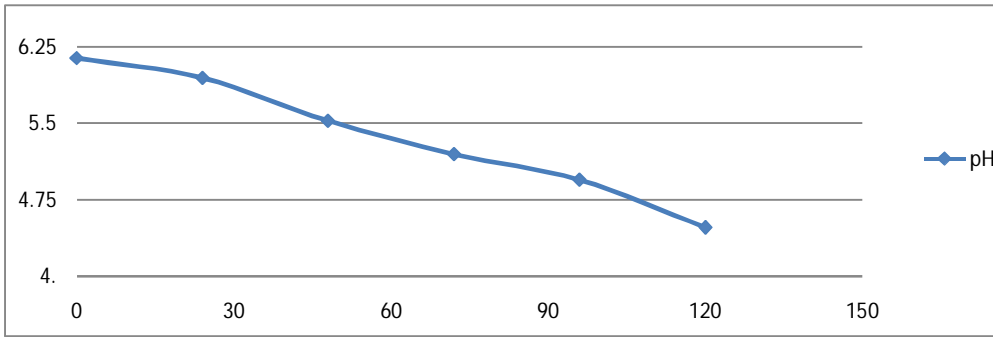
To calculate the weight of obtained bioethanol (Actual yield): 200g of peanut shells per 800ml of sulphuric acid solution; 200g/800ml = 0.25g/ml

0.25g/ml X 2200ml = 55g

**Comment [HP452]:** The weight of obtained bioethanol is known from the specific gravity value. The proposed here calculation is not correct

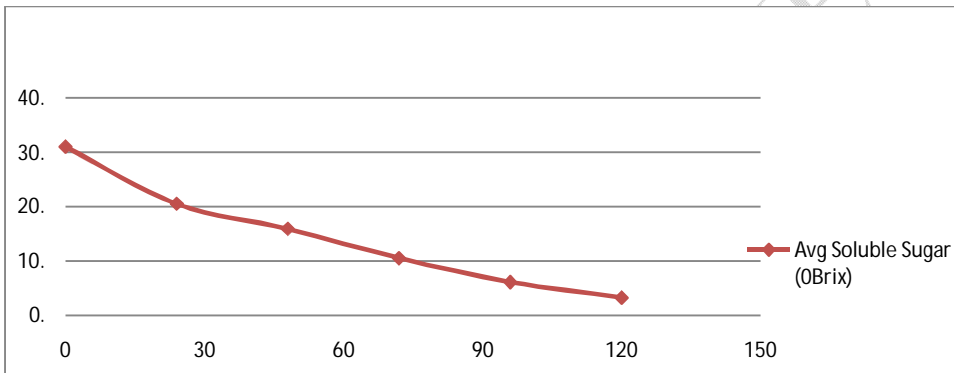
$$\text{Percent yield} = \frac{55}{200} * 100\% = 27.5\%$$

**Comment [HP453]:** This result cannot be considered true



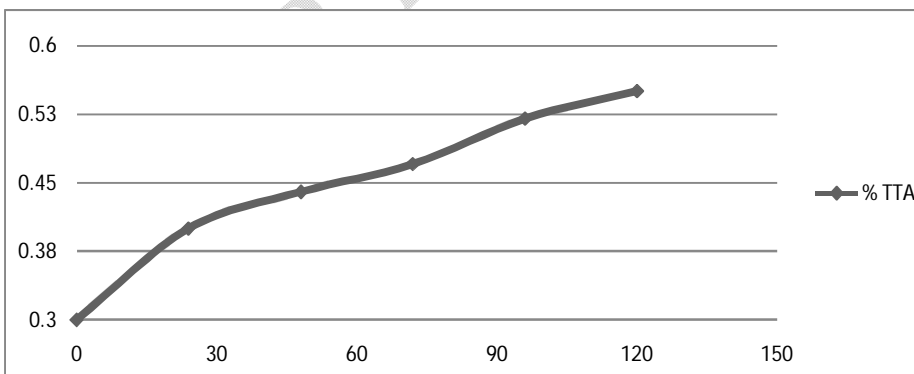
**Fig 1: Graph of pH against fermentation time**

**Comment [HP454]:** Annotate axes  
Give an appropriate title to the graph



**Fig2: Graph of Soluble sugar against fermentation time**

**Comment [HP455]:** Annotate axes  
Give an appropriate title to the graph



**Fig 3:Graph of TTA (%) against fermentation time**

**Comment [HP456]:** Annotate axes  
Give an appropriate title to the graph

Figures 1, 2 & 3 above illustrate that the pH and total soluble sugar offermenting sample reduced significantly while %TTA increased as fermentation time increased. From figure 1, the decreasing rate of pH during fermentation is due to the fact that the nutrients were

consumed by the microorganisms thereby excreting organic acids which are released into the medium, thus causing the decrease in pH. In figure 2, a decrease in sugar brix or reducing sugar of fermenting samples was due to the gradual conversion of sugar to ethanol. Figure 3 shows an increase in total titratable acidity which is due to the carbonic acids produced by the yeast and bacteria during fermentation.

The specific gravity of sample was found to be 0.84578 which is in accordance to standards and 90.62v/v% concentration of alcohol was obtained from the Association of Official Analytical Chemist (A.O.A.C) Alcohol chart using the specific gravity value.

Comment [HP457]: Limit to 4 significant digits

Comment [HP458]: Correct the notation

Comment [HP459]: Use lowercase letter

#### 4. Conclusion

This project was aimed at utilizing groundnut shells in bioethanol production using acid hydrolysis process and batch fermentation with *saccharomyces cerevisiae*. In this process, 90.62 % v/v purity of ethanol was obtained, and yield was found to be 27.5 %. The heating value of the bioethanol is found to be 14 MJ/Kg compared to commercial grade ethanol of 19 MJ/Kg. From the experimental results obtained, it can be concluded that groundnut shells can be used as an appropriate feedstock for bioethanol production as higher yields can be obtained from its utilization.

Comment [HP460]: Use capital letter

Comment [HP461]: Correct the name

#### References

Al-Amin, Md. *A comparative study of mechanical performance characteristics between treated and untreated ham nets*. Mississippi State University, 2020.

Comment [HP462]: Harmonize the writing of references  
Complete the authors, page numbers, etc.  
Indicate the journal or book chapter or thesis, etc.

Formatted: Font: (Default) Calibri, Font color: Black, English (United States)

Comment [HP463]: Complete the reference

Ali, M. N. (2011). Production of bioethanol fuel from renewable agrobased cellulosic wastes and waste news papers. *International Journal of Engineering Science and Technology (IJEST)*, Vol. 3 No 2 , 884-893.

Annika, D. G., Suryawanshi, T., Nair, V., & Patel, P. (2017). Extraction Of Cellulose and Biofuel Production from Groundnut Shells and Its Application to Increase Crop Yield. *World Journal Of Pharmacy and Pharmaceutical Sciences*, Volume 6, Issue 6 , 1820-1831.

Bajpai, P. (2016). *Pretreatment of Lignocellulosic Biomass for Biofuel Production*. India.

Bharthare, P. (2014). Peanut Shell as Renewable Energy Source and Their Utility in Production of Ethanol. *International Journal of Advance Research in Applied Chemistry (IJOARAC) Volume 2, Issue 4*

Bharthare, P. (2014). PEANUT SHELL AS RENEWABLE ENERGY SOURCE AND THEIR UTILITY IN PRODUCTION OF ETHANOL. *International Journal of Advance Research, Volume 2, Issue 4*.

Brajpai, P. (2013). *Advances in Bioethanol*. India.

Castro, J. F. (2007). *Biofuels- An Overview*.

Green Energy and Biofuels. (2014). *2nd Bioenergy Week: Small-Scale Cellulosic Ethanol Fuel from Sawdust & Water Hyacinth*. Maputo, Mozambique.

Haile, M. (2014). *Biofuel Energy: Spent Coffee Grounds Biodiesel, Bioethanol and Solid Fuel*. Anchor Academic Publishing.

Humphrey, I., Obot, N. I., & Chendo, M. C. (2015). Utilization of some non-edible Oil for biodiesel production. *Nigeria Journal of Pure and Applied Physics, 6 (1)*, 40-45.

Ibifubara, H., Obot, N. I., & Chendo, M. A. (2014). Potential of Waste Vegetable Oil for Biodiesel in Nigeria. *British Journal of Applied Science and technology, 4 (25)*, 3716-3725.

Kannah, M., & Arulmozhi, R. (2013). Production of Biodiesel from edible and non-edible oils using *Rhizopus* and *Aspergillus niger*. *Asian Journal of Plant Science and Research*, 60-64.

Khanal, S. K. (2010). *Bioenergy and Biofuel from Biowastes and Biomass*. USA: American Society of Civil Engineers.

Kumar, S., & Sani, R. K. (2018). *Biofuel and Biorefinery technologies*. India: Springer International Publishing.

Lee, K. T., & Ofori-Boateng, C. (2013). *Sustainability of Biofuel Production from Oil Palm Biomass*. Malaysia.

R.Rajasekaran, G.Vijayaraghavan, & Marimuthu, C. (2014). Synthesis of Bio-Ethanol by *Saccharomyces cerevisiae* Using Lignocellulosic Hydrolyzate from Pretreated Waste Paper Fermentation. *International Journal Of ChemTech Research*, 4904-4912.

Rabah, A. B. (2014). Utilization of Rice Husks and Groundnut Shells for Bioethanol Production. *International Journal of Environmental Science and Development, Vol. 5, No. 4*.

Schabert, C. (2014). *Evaluation of suitability of water hyacinth as feedstock for bio-energy production*.

Scragg, A. (2009). *Biofuels Production, Application and development*. Cambridge: Cambridge University Press.

Vertes, A. A. (2010). *Biomass to Biofuels: Strategies for Global Industries*. United Kingdom: John Wiley & Sons, Ltd.

Vohra, M. (2013). Bioethanol production: Feedstock and current technologies. *Journal of Environmental Chemical Engineering*.

Walker, G. (2010). *Bioethanol: Science and Technology of fuel Alcohol*. Graeme M. Walker and ventus publishing.

Watanabe, T. (2013). *Lignocellulose Conversion: Enzymatic And Microbial Tools for Bioethanol Production*. London: Springer.

UNDER PEER REVIEW