

Original Research Article

Bio-Electrochemical Reactor: Inoculated H-type Microbial Fuel Cell for Wastewater Treatment and Energy Recovery

Comment [PS1]: Can be clear with what type of waste was used and what kind of energy was recovered during this study.

ABSTRACT

Microbial fuel cells (MFCs) are bio-electrochemical devices that are capable of transforming chemical energy stored in waste organic matter into direct electrical energy through catalytic activity of microorganisms under anaerobic conditions. This study investigated that the bio-electrical performance of H-type or dual-chamber microbial fuel cell (DCMFC) fueled with brewery wastewater served as an electron donor inoculated with distillery plant waste from working biogas reactor as a source of microorganisms to run the experiment. From the experimental results, 1150mV maximum voltage output, 92.85%, 91.40%, 68.87%, and 70.10% removal efficiencies of COD, BOD, TN and TP respectively were obtained at 35°C, pH 7, and 5 days. These results confirmed that brewery wastewater effectively treated would generate a considerable amount of direct bio-electricity. Results also revealed that the DCMFC provides an alternative insight into an effective treatment of wastewater that can simultaneously generate a direct bio-electricity in a sustainable and eco-friendly manner.

Keywords: Biofilm, Electrogenic bacteria, Energy recovery, Inoculation, Microbial fuel cell, Renewable energy

1. INTRODUCTION

The depletion of global fossil fuel reserve makes it necessary to develop alternative technologies for energy production, not just employing traditional renewable sources (solar, wind, etc.), but also tapping in **nonconventional** ones, such as wastes of different origin and nature. "Renewable bioenergy from wastes, presenting a neutral or even negative carbon footprint, is also viewed as one of the ways to alleviate the current global warming crisis" [1].

"Microbial fuel cells (MFCs) represent one of the most promising technologies of recovering electrical energy from wastewater which are not exploited and dumped in landfills while simultaneously treating the wastewater" [2]. "The MFCs are considered as one of the Bio Electrochemical Reactors (BERs), which essentially based on the ability of "electrogenic" or "electroactive" bacteria to exchange electrons with the anode through developing effective anodic biofilm" [3]. The addition of biological organisms responsible for catalyzing electrochemical reactions, gives these systems a level of complexity that is perhaps above that of already complex electrochemical systems (e.g. batteries, fuel cells and supercapacitors). The main differences of MFCs with the conventional low temperature fuel cells (direct methanol fuel cell or proton exchange membrane fuel cell) are: i) "the electrocatalyst is biotic (electroactive bacteria or proteins) at the anode"[4-6]; ii) "the temperature can range between 15 °C and 45 °C, with close to ambient levels as optimum [7-9]"; iii) "neutral pH working conditions"[10-13]; iv) "utilization of complex biomass (often different types of waste or effluent) as anodic fuel"[14,15]; v) "a promising moderate environmental impact assessed through life cycle analysis"[16,17].

This study investigated that the bio-electrical performance of H-type or dual-chamber microbial fuel cell (DCMFC) fueled with brewery wastewater as an electron donor, inoculated with distillery plant waste from working biogas reactor as a source of microorganisms to run the experiment. The linear effect of process variables such as pH, time, and temperature on the responses has been investigated by keeping other variables constant. Seventeen dual-chamber microbial fuel cells (DCMFCs) were designed as adopted from [18], thirty four polyethylene (PE)cylinders of equal volume (600 ml) and height (20cm) were used. Two PE cylinders were used for one MFC set up in which one was used as a cathode and the other as an anode. A side opening of 2cm diameter at a height of 8cm from the bottom of the bottle and 2mm diameter head opening was made on each cylinder for the insertion of salt bridge and copper wire respectively. The MFCs were operated in a batch mode according to the prescribed experimental conditions for 8 days. The time constraint was fixed based on the decline in power generation (open circuit voltage) [19].

In this study, we evaluated the performance of DCMFC in utilizing/using/ Raya Brewery wastewater (RBWW) for a direct bio-electricity generation while simultaneously treating the wastewater. It has been estimated that approximately 4-10 liter of brewery wastewater is generated per liter of beer being produced. "This wastewater is rich in organic content concentrated up to 3000-5000 mg/l of COD, which is approximately nine times concentrated than the domestic wastewater" [20-22]. "Consequently, the

wastewater from breweries can pose hazard to human beings and the environment if not well treated before discharge" [23-25]. However, "most of the wastewater treatment technologies employed in the breweries are not sustainable to meet the ever-growing waste sanitation needs, basically because they are energy-intensive processes without any return which discourage the investors" [26]. These problems were also observed in RBWW.

Raya Brewery is one of the largest beer producers in country with an annual production capacity of 600,000 hectoliters of beer. The factory generates a large volume of wastewater, which is about 1250m³/day. The existing wastewater treatment plant is an up-flow anaerobic sludge blanket reactor (UASBR) with a treatment capacity of 1500 m³/day and the outlet effluent from this plant is released into the nearby river. "The plant consumes 660 KW of electricity per 1250m³ of wastewater, about 50% of the electricity is consumed to supply air for the aeration basins" [27, 28].

The present article aims to investigate the performance of dual chambered microbial fuel cells using BWW as an electron donor for a direct bio-electricity generation while simultaneously treating the wastewater. The obtained results were compared with the previous studies. The current study clearly demonstrated that the potential of well-prepared MFCs in removing organic matter and other pollutants of interest, as well as producing electricity. Results revealed that DCMFC provides an alternative insight into an effective treatment of wastewater that can simultaneously generate a direct bio-electricity in a sustainable and eco-friendly manner.

2. EXPERIMENTAL DETAILS

2.1. MFC assembly and operation

Seventeen dual-chamber microbial fuel cells (DCMFCs) were designed as adopted from [18] thirtyfour PE cylinders of equal volume (600 ml) and height (20cm) were used. Two cylinders were used for one MFC set up in which one was used as a cathode and the other as an anode. Apart from opening of 2cm diameter at a height of 8cm from the bottom of the cylinder and 2mm diameter head opening was made on each cylinder for the insertion of salt bridge and copper wire respectively. The MFCs were operated in a batch mode according to the prescribed experimental conditions for about 8 days. The time constraint was fixed based on the decline in power generation (open circuit voltage) [19]. "In the anode section of the microbial fuel cell, the microbes (mixed consortia) oxidize the organic substance in the wastewater as a fuel for growth, consequently producing electrons and protons via redox reactions, by this means a bio-potential difference (biological mediated voltage) enabling power generation" [29]. Protons passed through the salt bridge to the cathode section consisting of a solution of potassium ferricyanide (electron acceptor) and the electrons produced in the anode section flow over the carbon rod electrodes which were linked with the copper wire to complete the circuit. After 24h incubation period, the copper wires were connected to a digital multimeter using alligator clips. The voltage output was measured and recorded as an open circuit voltage.

2.2. Preparation of Anolyte and Catholyte

Raya Brewery wastewater which contains organic matter accessible for the microorganisms was used as a substrate in the anodic chamber. Besides, 50ml of inoculum per anode was taken from a working biogas reactor of Desta Alcohols Distillery plant. "Since, the inoculum contains highly varied bacterial consortia consisting of electrochemically active bacterial strains" [30], it was served as a source of a microorganism to run the experiments. Samples were adjusted at different pH (4, 7, and 10) using the prepared standard solution (0.1M HCl, 0.1M NaOH). The anodic chambers of the microbial fuel cells were filled with 410 ml adjusted sample. For the cathode chamber of the microbial fuel cells, 0.1M potassium ferricyanide solution was prepared and the chambers were filled with 460ml of the solution to serve as a Catholyte (electron acceptor).

2.3. Performance analysis of the MFC

The wastewater treatment performances of the MFC were measured by the BOD, COD, TN, and TP according to the standard methods [31], before and after each parameter goes through the MFC. The direct bio-electricity generation performance of the MFC was evaluated by measuring the voltage output using advanced digital multimeter (UNI-T UT61B).

2.4. Analysis and calculation

The MFC potential was recorded four times a day with the multimeter. The current and the harvested power were calculated from the following formula [32, 33].

$$I = \frac{V_{MFC}}{R_{ext}} \dots\dots\dots (1)$$

Where V_{MFC} is the measured voltage, R_{ext} is the external load applied. Current density (mA/m^2) was calculated from the followed equation [34, 35]:

$$CD = \frac{I}{A} \dots\dots\dots (2)$$

Where I is the current per mA and A is the projected area of the anode (m^2). The Power density (PD, mW/m^2) was calculated from the followed equation [36]:

$$PD = V_{MFC} \times CD \dots\dots\dots (3)$$

The Columbic efficiency (CE), describes the efficiency of the MFC in facilitating the electrochemical reactions for charge (electrons) transmission, i.e. the current represented in the recovered fraction electrons versus the complete of oxidation of the substrate. The CE was calculated by the followed equations [36-39]:

$$CE = \frac{C_p}{C_T} \times 100\% \dots\dots\dots (4)$$

$$C_T = \frac{Fn\Delta cV}{M} \dots\dots\dots (5)$$

Where the C_p is the actual current production collected by the anode during one batch cycle integrated as ($C_p = \int i dt$) and the C_T is the theoretically available amount of produced coulombs depending on the COD removed in the MFC from the fully oxidation of substrate organic content into CO_2 and water. It was estimated as in formula no.5, where F = faraday's constant (96485 C/mol), n = number of electrons per

mole of substrate (4 electrons), Δc is the daily COD removed, V is the inner reactor volume per liter, M = molecular weight of O_2 (32 g/mole).

The COD removal efficiency of the microbial fuel cell was calculated using:

$$\text{Removal efficiency (\%)} = \frac{\text{COD}_{\text{influent}} - \text{COD}_{\text{effluent}}}{\text{COD}_{\text{influent}}} \dots\dots\dots (6)$$

Where, $\text{COD}_{\text{influent}}$ is initial COD concentration (mg/l) and $\text{COD}_{\text{effluent}}$ is final COD concentration (mg/l) in the reactor.

3. RESULT AND DISCUSSION

3.1. Performance of the laboratory scale DCMFC

Table 1 shows the experimentally investigated results of the 17 experimental runs. The results depict that performance of the DCMFC in terms of the voltage output and removal efficiencies for COD, BOD, TN, and TP at each experimental run.

Table 1. Three-variable with five responses for the process performance of DCMFC

Run	Factors			Responses				
	Temp (°C)	pH	Time (Day)	Voltage Output (mV)	COD Removal (%)	BOD Removal (%)	TN Removal (%)	TP Removal (%)
1	45	7	8	794	91.81	90.41	62.10	69.00
2	35	10	2	767	37.10	35.90	27.00	31.10
3	35	7	5	1150	92.85	91.40	63.20	70.10
4	25	4	5	401	45.10	43.70	31.50	35.20
5	25	7	8	909	90.80	89.40	60.50	67.20
6	35	7	5	1079	90.92	89.52	60.80	67.30
7	25	10	5	798	53.99	52.59	36.10	40.10
8	25	7	2	823	52.82	51.41	35.10	39.20
9	45	4	5	351	45.21	43.81	31.70	35.28
10	45	7	2	952	54.00	52.60	36.19	40.19
11	35	7	5	1110	92.01	90.70	62.20	69.12
12	35	7	5	1106	91.12	89.70	68.87	67.40
13	35	10	8	900	88.10	86.70	57.80	65.10
14	35	4	2	450	34.79	33.41	26.00	30.12
15	35	4	8	302	59.00	57.70	40.10	42.60
16	35	7	5	1109	91.60	90.10	62.04	68.80
17	45	10	5	814	56.96	55.56	39.10	42.10

As shown in Table 1, the observed voltage outputs were varied noticeably within the range of 302 mV to 1150mV. The lowest voltage output (302 mV) was obtained on the 15th run where the experimental conditions were held at an average temperature, lowest pH and longest residence time (35°C, pH 4 and 8 days). On the other hand, the maximum voltage output of (1150 mV) was obtained on the 3rd run, which is the replicate at the experimental conditions at 35°C, pH 7 and in 5 days. This value is higher than what

was reported as a maximum voltage output of 750 mV by [40]. Another study by [41] also reported a maximum voltage output of 950mV, which is still lower than the maximum value obtained in this study. This difference can be result of the type of substrate used in this study: brewery wastewater was used as a substrate that contained higher organic content than soak liquor from the tannery industry and hostel sewage, which were used in the stated studies respectively. On the other hand, the observed value in this study is lower than maximum voltage output of 1480 mV reported by [42]. This difference might be due to reasons such as the type of substrate used, concentration, ionic strength, electrode materials and the difference in the factors and levels used in the process.

The observed removal efficiencies for COD, BOD, TN, and TP were varied within the range of (34.79% to 92.85%), (33.41% to 91.40%), (26% to 68.87%), and (30.12% to 70.10%) respectively. The lowest removal efficiencies for COD, BOD, TN, and TP were 34.79%, 33.41%, 26.00% and 30.12% respectively where the experimental conditions were held at an average temperature, acidic pH and short residence time at 35°C and pH of 4 for 2 days. On the other hand, the maximum COD, BOD, TN, and TP removal efficiencies were 92.85%, 91.40%, 68.87% and 70.10% respectively, where the experimental conditions were held at an average value of all the factors considered at 35°C and pH of 7 for 5 days as shown in Table 1.

These results are comparable to other results reported by [43] where brewery wastewater treatment using microalgae had given removal efficiency of 83.1%, 91.4%, 76 %, and 66.1% of COD, BOD, TN and TP respectively. These values confirm that the effectiveness of wastewater treatment using MFC apart from direct bioelectricity generation. Besides, the organic matter reduction was good enough showing that there was biodegradation which in return indicating high voltage output [44, 45]. This concept is confirmed in this study as a significant amount of voltage was obtained in parallel with organic load reduction.

3.2. Factors affecting MFCs performances

So far, performances of laboratory MFCs are still much lower than the ideal performance. "There may be several possible reasons like Microbe type, fuel biomass type and concentration, ionic strength, pH, temperature, time, electrode materials, proton exchange membrane or salt bridge and operation conditions of anode and cathode that have important effect on MFCs" [46].

Linear effect of process variables such as pH, time, and temperature on the responses has been investigated by keeping other variables constant. The interaction effect of process variables on the responses has been also investigated by two interactive process variables at a fixed third variable. Interaction implies that the effect produced by changing the one-factor levels dependable on the level of the other factor. For the graphical interpretation, the use of three dimensional (3D) response surface plots affected by two interactive variables at a fixed third suggested variable. Thus, in this study, 3D plots were used to show the interactive effect of the variables on the responses and the optimum levels of each variable. Below is the discussion with possible reasons behind the single and interaction effect of process variables on the responses.

3.2.1. Effect of Time

Figure 1 shows the effect of time on the voltage output keeping the temperature and pH at the center point. As shown in the figure the voltage output is slightly affected by time, as time increases from 2 to 5 days the voltage output slightly increases, whereas operating beyond 5 days resulted in a slight decline in voltage output. The best voltage output has been observed on the 5th day. This could be for the reason that the substrate and microbes were in contact for an optimal amount of time which might have favored the system to have an accelerated organic substance degradation by the microbes, so do a release of proton and electrons in the anodic section. "It was reported that the formation of most conductive biofilm over the electrode appears after 3 to 5 days"[47-49]. These studies demonstrated that the maximum voltage output is due to the formation of conductive biofilm which stimulates the oxidation of the organic matter. It is fairly in agreement with the finding of this study.

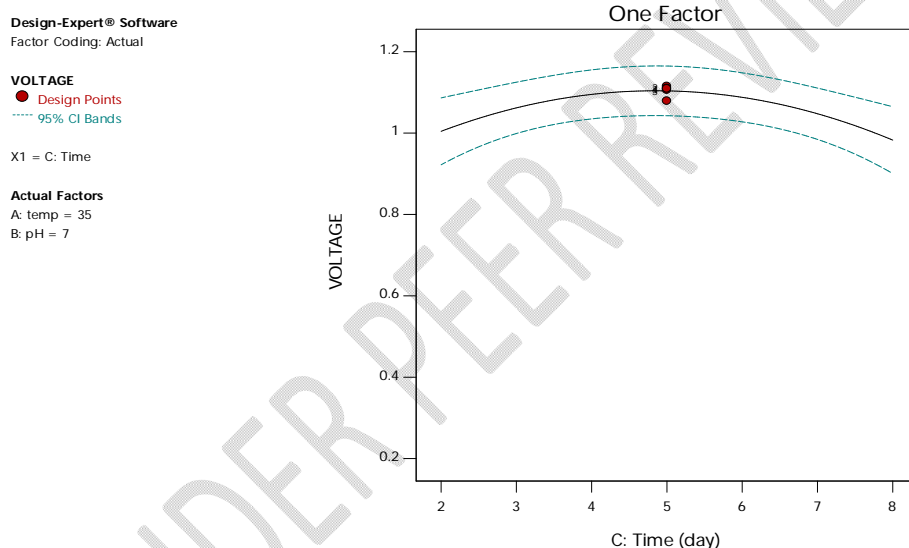


Figure 1. Effect of time on the voltage output

3.2.2. Effect of pH

"The pH value had a strong effect on MFCs microbial activity which was reflected in the overall MFC performance" [50]. Changes in the pH value also affected the metabolism and absorption of nutrients through influencing the solubility of nutrients, thus affecting the growth rate of microorganisms. "This is because the fact that any microorganism should live in optimal pH value for its proper/optimal microbial growth that can also be inhibited when the pH environment is below or above the appropriate pH value" [51]. Thus, in this study, to investigate the effect of pH on voltage output, the MFC setups were operated under different anodic pH, ranging from 4 to 10. At all pH, the MFC setups started voltage output soon after the incubation period.

Figure 2 shows the effect of pH on the voltage output holding time and temperature Constant. As shown in figure 1, voltage output is sensitive to the changes in pH. Hence, it was observed that a sharp increment in voltage output (302 -1150 mV) was recorded when running from acidic to neutral pH and then decreased gradually to about 850mV in the basic pH. The best performance was observed when operating at pH 7 as the peak including the highest voltage output (1150mV). The reason could possibly be the existence of a favorable pH for the microbial metabolic activities which generates proton and electrons. Thus, as the production of electrons increased, so does the voltage output. This is in agreement with the different studies which showed that optimum condition for microbial activity is set at neutral pH. Likewise, "changes in pH tend the microbes to respond accordingly which can pointedly influence the voltage output" [52-55].

The voltage outputs were lower at pH 4 and pH 10, this indicates that the microbial catalytic activity is lower at these pH ranges. Comparatively, the lowest voltage outputs were observed in the acidic pH than in the basic pH. "This is because operating at lower pH inhibiting the metabolic activity resulted from the accumulation of excessive protons and therefore drops the voltage output as reported by" [56, 57]. Therefore, it can be concluded that the performance of MFCs towards the voltage output is extremely dependent on pH, and neutral pH exhibit better performance.

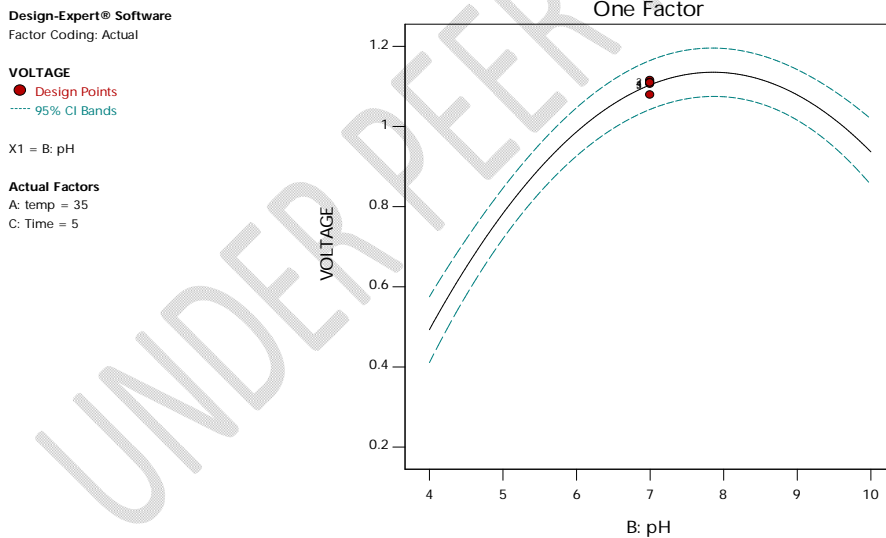


Figure 2. Effect of pH on the voltage output

3.2.3. Effect of Temperature

Figure 3 shows the effect of temperature on the voltage output keeping the time and pH constant. As shown in the figure the voltage output is slightly affected by temperature, as the temperature increases from 25°C to 35°C, the voltage output slightly increases, whereas operating beyond 35°C resulted in a

slight decline in voltage output. The best performance was observed at 35°C where the maximum voltage outputs of 1150mV was recorded. This can be due to the existence of a favorable temperature for the catalytic activity of the microbes. "A report by [58] showed that operating microbial fuel cells at a temperature between 30°C and 45°C is optimum to obtain higher voltage outputs", which agrees with the finding in this study. Therefore, it can be concluded that the temperature has insignificant effect on the voltage output but operating at a temperature of 35°C gives a better result than the other temperature ranges.

Design-Expert® Software
Factor Coding: Actual

VOLTAGE
● Design Points
--- 95% CI Bands

X1 = A: temp

Actual Factors
B: pH = 7
C: Time = 5

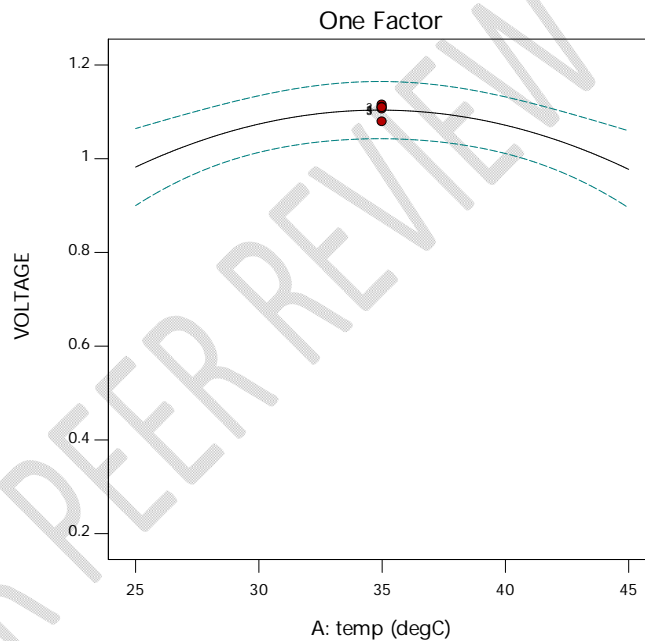


Figure 3. Effect of temperature on the voltage output

4. CONCLUSION

This study investigated the bio-electrical performance of DCMFC fueled with brewery wastewater as an electron donor and inoculated with distillery plant waste from working biogas reactor as a source of microorganisms to run the experiment. From the experimental results, 1150mV maximum voltage output, 92.85%, 91.40%, 68.87%, and 70.10% removal efficiencies of COD, BOD, TN and TP respectively were obtained at 35°C, pH 7, and 5 days. These results confirmed that the wastewater has been effectively treated and significant amount of direct bio-electricity is generated. This shows findings supported the hypothesis that bacterial heterogeneity of the anode surface is the main responsible factor for MFC efficiency. The obtained results were compared with the previous literatures and the current study demonstrated that the potential of well-prepared MFCs to remove organic matter and other pollutants of interest, as well as to produce electricity. Results revealed that DCMFC provides an

alternative insight into an effective treatment of wastewater that can simultaneously generate a direct bio-electricity in a sustainable and eco-friendly manner.

5. REFERENCES

- [1] Du Z, Li H, Gu T. A state of the art review on microbial fuel cells: A promising technology for wastewater treatment and bioenergy. *Biotechnol Adv.* 2007;25:464-82.
- [2] Logan BE, Regan JM. Electricity-producing bacterial communities in microbial fuel cells. *Trends Microbiol.* 2006;14:512-518
- [3] Sharma M, Bajracharya S, Gildemyn S, et al. A critical revisit of the key parameters used to describe microbial electrochemical systems. *Electrochim. Acta.* 2014;140:191-208
- [4] Borole AP, Reguera G, Ringeisen B, Wang ZW, Feng Y, Hong Kim B. *Energy Environ. Sci.* 2011;4:4813-4834.
- [5] Erable B, Dut NM, Ghangrekar MM, Dumas C, Scott K. *Biofouling.* 2010;26:57-71.
- [6] Schroeder U, Harnisch F. *Biofilms, Electroactive.* Encyclopedia of Applied Electrochemistry, Springer, New York. 2014; 120-126.
- [7] Larrosa-Guerrero A, Scott K, Head IM, Mateo F, Ginesta A, Godinez C. *Fuel.* 2010; 89:3985-3994.
- [8] Tee PF, Abdullah MO, Tan IAW, Amia MAM, Nolasco-Hipolito, Bujang CK. *J. Environ. Chem. Eng.* 2017; 5: 178-188.
- [9] Min B, Roman OB, Angelidaki I. *Biotechnol. Lett.* 2008; 30:1213-1218.
- [10] Qiang L, Yuan LJ, Ding Q. *Huanjing Kexue Xuebao.* 2011; 32:1524-1528.
- [11] Ahn Y, Logan BE. *Bioresour. Technol.* 2013; 132:436-439.
- [12] Ye Y, Zhu X, Logan BE. *Electrochim. Acta.* 2016; 194:441-447.
- [13] Fan Y, Hu H, Liu H. *Environ. Sci. Technol.* 2007; 41:8154-8158.
- [14] Pant D, Van Bogaert G, Diels L, Vanbroekhoven K. *Bioresour. Technol.* 2010; 101:1533-1543.
- [15] Pandey P, Shinde VN, Deopurkar RL, Kale SP, Patil SA, Pant D. *Appl. Energy.* 2016; 168:706-723.
- [16] Foley JM, Rozendal RA, Hertle CK, Lant PA, Rabaey K. *Environ. Sci. Technol.* 2010; 44:3629-3637.
- [17] Pant D, Singh A, Van Bogaert G, Alvarez Gallego Y, Diels L, Vanbroekhoven K. *Renew. Sustain. Energy Rev.* 2011; 15:1305-1313.
- [18] Parkash A, Aziz S, Nazir I, Soomro SA. Utilization of Sewage for Voltage Generation in Dual Chamber Microbial Fuel Cell. *Sci. Int. (Lahore)*, 2015; 27(6):5065-5068.
- [19] Singh K, Dharmendra. Performance of a dual chamber microbial fuel cell using sodium chloride as catholyte. *Pollution.* 2020; 6(1):79-86.
- [20] Enitan AM, Adeyemo J, Kumari S, Swalaha FM, Bux F. Characterization of Brewery Wastewater Composition. 2015; 9(9):1073-1076.

- [21] Pant D, Van Bogaert G, Diels L, Vanbroekhoven K. A review of the substrates used in microbial fuel cells (MFCs) for sustainable energy production. *Bioresource Technology*. 2010; 101(6):1533-1543.
- [22] Senthilraja K. Effect of Brewery Effluent Irrigation and Sludge Application in Combination with Organic Amendments on Growth and Yield of Sesame (*Sesamum indicum* L.). *International Journal of Current Microbiology and Applied Sciences*. 2017; 6(12):965-977.
- [23] EPA. (2011). Ethiopian Environmental Protection Authority. Available: <http://www.epa.gov.et/default.aspx>
- [24] Kebede TB. Waste water treatment in brewery industry. *Review*. 2018; 6(1):716-722.
- [25] Environmental, Health, and Safety Guidelines for Breweries. 2007; Available: <https://www.ifc.org/wps/wcm/connect/8afeb6b7-6602-4394-8584-7643035eeb50/Final%2B-%2BBreweries.pdf?MOD=AJPERES&CVID=nPtf715>
- [26] Gude VG. Microbial Fuel Cells for Wastewater Treatment and Energy Generation. In *Microbial Electrochemical and Fuel Cells: Fundamentals and Applications*. 2016; 247-285.
- [27] Gude, Veera Gnaneswar. Wastewater treatment in microbial fuel cells - An overview. *Journal of Cleaner Production*. 2016; 122:287-307.
- [28] Sharda AK, Sharma MP, Kumar S. Performance Evaluation of Brewery Waste Water Treatment Plant. *International Journal of Engineering Practical Research*. 2013; 2(3):105-111.
- [29] Muthukumar M, Sangeetha T. The harnessing of bioenergy from a dual chambered microbial fuel cell (MFC) employing sago-processing wastewater as Catholyte. *International Journal of Green Energy*. 2014; 11(2):161-172.
- [30] Kiran V, Gaur B. Microbial fuel cell: Technology for harvesting energy from biomass. *Reviews in Chemical Engineering*. 2013; 29(4):189-203.
- [31] APHA, AWWA, & WEF. (2012). *Standard Methods for examination of water and wastewater*. 22nd ed. Washington: American Public Health Association. In *Standard Methods*. Available: [https://doi.org/ISBN 978-087553-013-0](https://doi.org/ISBN%20978-087553-013-0)
- [32] Rahimnejad M, Ghoreyshi AA, Najafpour G, Jafary T. Power generation from organic substrate in batch and continuous flow microbial fuel cell operations. *Appl. Energ.* 2011; 88:3999-4004.
- [33] Rabaey K, Lissens G, Siciliano SD, Verstraete W. A microbial fuel cell capable of converting glucose to electricity at high rate and efficiency. *Biotechnol. Lett.* 2003; 25:1531-1535.
- [34] Min B, Cheng S, Logan BE. Electricity generation using membrane and salt bridge microbial fuel cells. *Water Res.* 2005; 39:1575-1586.
- [35] Liu H, Logan BE. Electricity generation using an air-cathode single chamber microbial fuel cell in the presence and absence of a proton exchange membrane. *Environ. Sci. Technol.* 2004; 38:4040-4046.
- [36] Catal T, Li K, Bernek H, Liu H. Electricity production from twelve monosaccharides using microbial fuel cells. *J. Power Sources*. 2008; 175:196-200.
- [37] Heilmann J, Logan BE. Production of electricity from proteins using a microbial fuel cell. *Water Environ. Res.* 2006; 78:531-537.

- [38] Ringeisen BR, Ray R, Little B. A miniature microbial fuel cell operating with an aerobic anode chamber. *J. Power Sources*. 2007; 165:591-597.
- [39] Ieropoulos IA, Greenman J, Melhuish C, Hart J. Comparative study of three types of microbial fuel cell. *Enzyme Microb. Technol.* 2005; 37:238-245.
- [40] Rajeswari S, Vidhya S, NavaniethaKrishnaraj R, Saravanan P, Sundarapandiyan S, Maruthamuthu S, Ponmariappan S, Vijayan M. Utilization of soak liquor in microbial fuel cell. *Fuel*, 2016; 181:148-156.
- [41] Nair R, Renganathan K, Barathi S, Venkatraman K. Concentrations using hostel sewage waste as substrate. 2013; 2(5):326-330.
- [42] Parkash A, Aziz S, Nazir I, Soomro SA. Utilization of Sewage for Voltage Generation in Dual Chamber Microbial Fuel Cell. *Sci. Int. (Lahore)*. 2015; 27(6):5065-5068.
- [43] Choi HJ. Parametric study of brewery wastewater effluent treatment using *Chlorella vulgaris* microalgae. *Environmental Engineering Research*. 2016; 21(4):401-408.
- [44] Flimban SGA, Ismail IMI, Kim T, Oh SE. Overview of recent advancements in the microbial fuel cell from fundamentals to applications: Design, major elements, and scalability. *Energies*, 2019; 12(17): 3390.
- [45] Khan MD, Khan N, Sultana S, Khan MZ, Sabir S, Azam A. Microbial fuel cell: Waste minimization and energy generation. In *Modern Age Environmental Problems and their Remediation*. 2018; 40:129-146.
- [46] Oh ST, Kim JR, Premier GC, Lee TH, Kim C, Sloan WT. Sustainable wastewater treatment: How might microbial fuel cells contribute. *Biotechnology Advances*. 2010; 28(6):871-881.
- [47] Jiang Q, Xing D, Sun R, Zhang L, Feng Y, Ren N. Anode biofilm communities and the performance of microbial fuel cells with different reactor configurations. *RSC Advances*. 2016; 6(88):85149-85155.
- [48] Liu Y, Climent V, Berná A, Feliu JM. Effect of Temperature on the Catalytic Ability of Electrochemically Active Biofilm as Anode Catalyst in Microbial Fuel Cells. *Electroanalysis*. 2011; 23(2):387-394.
- [49] Mei X, Xing D, Yang Y, Liu Q, Zhou H, Guo C, Ren N. Adaptation of microbial community of the anode biofilm in microbial fuel cells to temperature. *Bioelectrochemistry*. 2017; 117:29-33.
- [50] Vilajeliu-Pons A, Puig S, Rovira A. Effect of Hydrodynamics on MFC Microbial Community. In: 2nd European International Society for Microbial Electrochemistry and Technology Meeting; 3-5 September 2014; Alcalá de Henares, Spain.
- [51] Rago L, Baeza JA, Guisasola A. Increased performance of hydrogen production in microbial electrolysis cells under alkaline conditions. *Bioelectrochemistry*. 2016; 109:57-62.
- [52] Kumar R, Singh L, Wahid ZA, Din MFM. Exoelectrogens in microbial fuel cells toward bioelectricity generation: A review. *International Journal of Energy Research*. 2015; 39(8):1048-1067.
- [53] Kumar R, Singh L, Zularisam AW. Exoelectrogens: Recent advances in molecular drivers involved in extracellular electron transfer and strategies used to improve it for microbial fuel cell applications. *Renewable and Sustainable Energy Reviews*. 2016; 56:1322-1336.

- [54] Sultana R, Adhikary NC, Kalita MC, Talukdar NC, Khan MR. (2019). Study of the Efficiency of a Double-chambered Microbial Fuel Cell using *Citrobacter* sp. *International Journal of Scientific Research in Biological Sciences*.2019; 6(1):1-9.
- [55] Venkata Mohan S, Velvizhi G, Annie Modestra J, Srikanth S. Microbial fuelcell: Critical factors regulating bio-catalyzed electrochemical process and recent advancements. *Renewable and Sustainable Energy Reviews*.2014; 40:779-797.
- [56] Bermek H, CatalT, Akan SS, Ulutaş MS, Kumru M, Özgüven M, Liu H, Özçelik B, Akarsubaşı AT. Olive mill wastewater treatment in single-chamber air-cathode microbial fuel cells. *World Journal of Microbiology and Biotechnology*.2014; 30(4), 1177-1185.
- [57] Shaheen Aziz AP. Utilization of Sewage Sludge for Production of Electricity using Mediated Salt Bridge Based Dual Chamber Microbial Fuel Cell. *Journal of Bioprocessing & Biotechniques*.2015; 05(08):2155-9821.
- [58] Yong XY, Feng J, Chen YL, Shi DY, Xu YS, Zhou J, Wang SY, Xu L, Yong YC, Sun YM, Shi CL, OuYang PK, Zheng, T. (2014). Enhancement of bioelectricity generation by cofactor manipulation in microbial fuel cell. *Biosensors and Bioelectronics*.2014; 56:19-25.

UNDER PEER REVIEW