

## Original Research Article

### Nutrient assessment status of soil and Farm Yard Manure (FYM) under different agro-climatic regions of Maharashtra

#### Abstract:

##### Aim:

To gain maximum crop production from a unit area, soil health is one of the major components. It is determined based on the nutritional availability and other parameters like pH, EC, organic carbon, etc. the reports on soil nutrients help farmers in fertilizer application to optimize the yields. The values of these parameters vary from region, soil type, agro-climatic zones, crop, etc. to maintain soil fertility application of organic source of fertilizer such as, FYM plays an important role. It is not only a good source of nutrients but also increases water-holding capacity, soil organic matter, soil physical properties, etc.

**Methodology:** Maharashtra state is divided into nine different agro-climatic regions. The study was conducted to understand the region-wise variability in the nutritional composition of both soil and FYM in Maharashtra during the year 2020-21. Samples of soils and FYM were collected from farmer's fields from five agro-climatic regions of Maharashtra i.e., Western Maharashtra, Northern Maharashtra, Marathwada, Vidharbha, and Konkan, and The samples were analyzed in the laboratory for various parameters.

**Results:** The analysis reports of soil samples revealed that soils of the Western Maharashtra region showed maximum values for N, Fe, Mn, Cu, and Zn whereas, soil samples from the Vidharbha region were having high values for P and K content as compared to other regions. The soil samples from the Konkan region showed low nutrients availability than other regions. The soil pH of different agro-climatic regions ranged from 6.3 to 9.0. Similarly, FYM samples of the Western Maharashtra region showed maximum values for N, P, K, Fe, Mn, and Zn content whereas samples of the Marathwada region were comparatively low in all nutrients and organic carbon content. PCA biplot of macro and micro elements of soil and FYM nutrients revealed geographical/spatial structuring based on nutrient content.

##### Keywords

**Comment [D. Kaseem1]:** Reconstruct this statement. Objective involved problem discovered and broad aim of the study.

**Comment [D. Kaseem2]:** What design did you applied?  
. At what depth did take the soil sample?  
How many soil sample collected from each agrobases area  
what did you use to collect the soil sample?  
What is the name of the laboratory ?  
Which sample of farm yard , wet or dried?

**Comment [D. Kaseem3]:** There is no single keyword. Please add keywords

## Introduction:

Soil is important in crop production as it is the main source of nutrients for the crop. Meeting the demand for food of the ever-increasing human population worldwide and achieving the target of certain stage use of maximum inputs viz. through, fertilizers, pesticides, fungicides, insecticides, nematicides, and weedicides were adopted. Due to the use of chemicals influence the life of beneficial soil microorganisms responsible for maintaining soil health. Soil analysis indicates the availability of soil nutrients which helps in determining the supplementation of nutrients efficiently and economic crop production. Farmyard manure (FYM), is the organic source of nutrient supply and is applied to soil as usual practice. It has long been considered a desirable soil amendment, and its effect on soil properties is numerous. The quality of FYM varies from region to region and the source of livestock dung, as dung is the major component of FYM. Farmyard manures are the major source of nutrient supply also on small farm holdings (Fageria, 2012). The available reports indicated that the organic carbon content of the soil increased over its initial value with the period of incubation irrespective of soil types and the addition of FYM. The increase in organic carbon may be due to decomposition of organic matter and the fine root stubbles which were left in the soil (Antil *et al.*, 2011). In this context, the study was conducted to assess the soil and FYM nutrient status of different agro-climatic regions of Maharashtra.

Comment [D. Kaseem4]: Herbicides

Comment [D. Kaseem5]: source

## Methodology: Materials and method

### A. Sample collection:

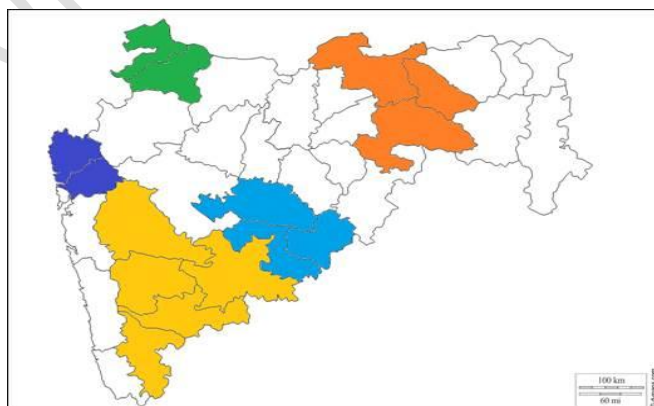
Explorations were made to the farmer's field and collected 78 samples of soil and 64 samples of FYM were from different districts located in five agro-climatic regions of Maharashtra. The region-wise districts covered were Western Maharashtra: Pune, Satara, Sangali, and Kolhapur Northern Maharashtra: Dhule and Nandurbar, Vidarbha: Yawatmal and Wardha

Comment [D. Kaseem6]: the climatic, edaphic characteristic of the study area must be reported

Comment [D. Kaseem7]: map must be stand alone, more also the keys of the colour are not identified

Comment [D. Kaseem8]: how many sample collected in each area. And what design did you use

and  
Jawhar



Marathwada:  
Osmanabad, Beed  
Latur Konkan:  
and Palghar

(Fig.1)

**Comment [D. Kaseem9]:** what is figure 1. Not really passing a message. Put a title

UNDER PEER REVIEW

Fig. 1. District wise sample collection

### Procedure for soil samples:

The soil sampling from the farmer's field was done as per the standard process which is diagrammatically presented in Fig 2.

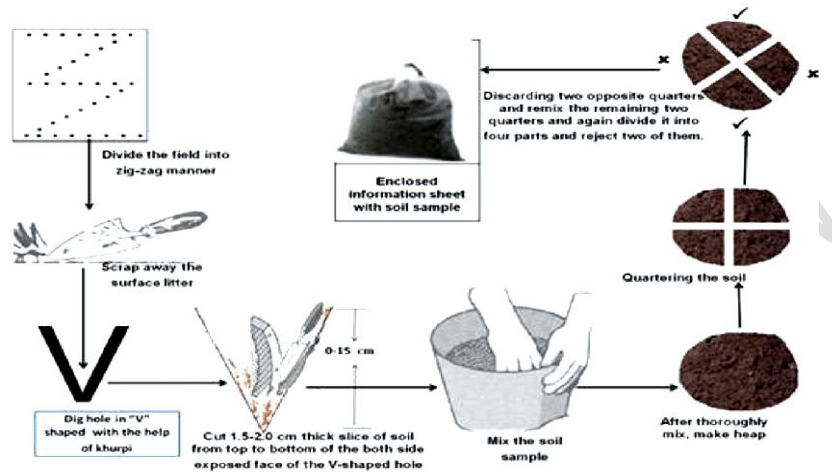


Fig. 2. Procedure for the sample collection from field

### B. Analysis of samples in the laboratory:

Collected bulk samples of soil and FYM were analysed for different parameters in the laboratory by adopting standard procedures and methods given by the ministry of agriculture Govt. of India -2011 (e.g. estimation of nitrogen by Kjeldahl method, Phosphorus by Olsen's method, Potassium by Flame photometric method, etc.)

### C. Data analysis:

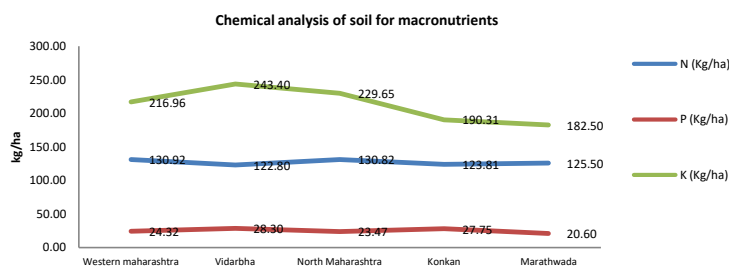
The analytical data for soil and FYM samples were partitioned using past 4.11 software. Principal component Analysis (PCA) was drawn scatter plot based on given values.

## Results and discussion:

### 1. Soil Macronutrients:

The values for N, P, and K in different regions were shown in fig.3. The differences in the values were observed region-wise and within the region also. The availability of soil nitrogen was higher in the Western Maharashtra region which was close to the Northern Maharashtra region samples. The average value for nitrogen content was 130.92 kg/ha and 130.82 kg/ha in

western Maharashtra and Northern Maharashtra regions respectively. Ghodake [2016](#) [et al.](#) [\(2016\)](#) also reported that the nitrogen content in the soil of western Maharashtra ranged between 95-328 kg/ha. Soils of the Vidharbha region were higher in Phosphorus and Potassium content as compared to other regions. The Phosphorus content varies from 21 to 42 kg/ha with an average of 27.6 kg/ha and the Potash content varies from 202 to 250kg/ha with an average mean value of 239.6 kg/ha. The soil samples from Konkan and Marathwada regions showed lower nutrient availability than other regions which was 123.81, 27.75, 190.31 kg/ha in [the](#) Konkan and 125.50, 20.60, 182.50 kg/ha in Marathwada for nitrogen, phosphorus, and potassium respectively. Chaudhari [et al.](#) (2017) also reported that the soil of the Beed district was lower in phosphorus. [Hadole et al.](#) (2019) also showed similar results that, soils of the Palghar district of the Konkan region was found to vary from 86.66 to 298.56 Kg ha<sup>-1</sup> with a mean value of 178.40 Kg ha<sup>-1</sup>. PCA biplot drawn for soil macronutrients (Fig. 4) showed two main groups and also region wise separation. The vectors for NPK demonstrated the influence of individual nutrients on its distribution across



the selected regions. The regions containing districts of Ahmednagar, Palghar,

Osmanabad and Latur showed relatively lower soil nutrient levels and others. In the biplot, the main influence was found to be Potash. Based on the Phosphorus and Nitrogen content of the soil the regions found to bifurcate.

Comment [D. Kaseem10]: replace this

Fig. 3 Chemical analysis of different soil sample for soil for macronutrient

Comment [D. Kaseem11]:

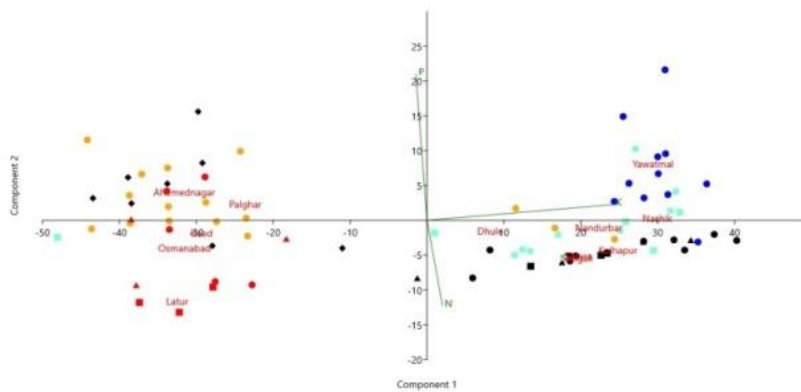
Comment [D. Kaseem12]: place this very well

Comment [D. Kaseem13]: place this very well

Fig. 4 PCA for soil macronutrients and region wise distribution

**Soil Micronutrients:** The results of the micronutrient analysis of the study were shown in Fig. 5. It is revealed that region-to-region variability for micronutrients availability in soil was observed. Among the micronutrients soil of Western Maharashtra showed Fe deficiency. Indian soils are extensively deficient in micronutrients and 5.4% soils of in India recorded Cu deficiency (Shukla *et al.*, 2014). All the collected soil samples from different regions of Maharashtra were analyzed for micronutrients such as Fe, Cu, Zn, and Mn. Among the agro-climatic regions soils in the Western Maharashtra region were higher in micronutrient content. The maximum average values for Fe, Cu, and Zn with 3.55, 2.5, and 2.1 ppm respectively were found in the Western Maharashtra region which was followed by the Konkan region with 1.5, 1.7, and 1.9 ppm respectively. Mahale *et al.* (2019) also stated that the

avail  
able  
Fe in  
the  
soil  
range  
d  
from  
2.40



to 13.86 mg kg<sup>-1</sup> with a mean value of 8.36 mg kg<sup>-1</sup>, Mn ranged from 4.96 to 9.83 mg kg<sup>-1</sup>

with a mean value of 6.99 mg kg<sup>-1</sup> and Zn ranged from 0.43 to 1.78 mg kg<sup>-1</sup> with a mean value of 1.23 mg kg<sup>-1</sup> in Konkan region of Maharashtra. Similar findings were also reported by Borkar *et al* (2018). The results of the soil sample analysis of pH, EC, and OC have presented in Fig.6.

Fig. 5 Chemical analysis of Soil for micronutrients

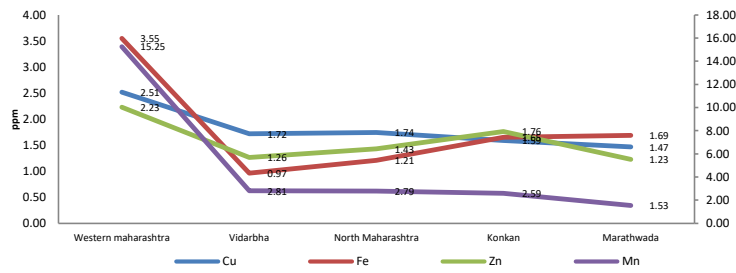
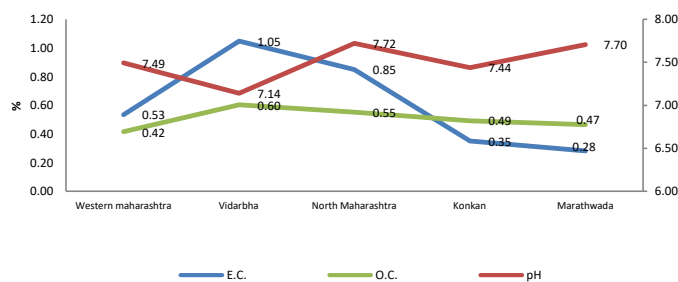


Fig. 6



Chemical analysis of Soil for other parameter

The soil pH of different agro-climatic regions ranged between 6.3 to 9.1. The low pH of 6.3 and the highest pH of 9.1 was observed in the Western Maharashtra region. Sathe *et.al* (2018) reported that some parts of the Sangli district in western Maharashtra is having lower soil pH value of 6.58. Pawar and Sangale (2019) also stated that the soils were high in pH ranging between 7.16 to 9.56 in some parts Shirampur block of the Ahmednagar district. The organic carbon content ranged from 0.20 to 0.70% with a mean value of 0.50%. This variation may be due to different soil types, cropping patterns, and the use of organic manures in soil. The soils from Vidharbha regions were rich in organic carbon content which was 0.57% to 0.66% with a mean value of 0.60% which was followed by North Maharashtra, Konkan, Marathwada, and western Maharashtra regions having an organic carbon content of 0.55%, 0.49%, 0.47%, and 0.40% respectively. The organic carbon of different soil series of Western Maharashtra ranged from 0.15 to 1.42 percent with an average value of 0.54 percent (Ghodke *et. al.* 2016. (Fig.7)

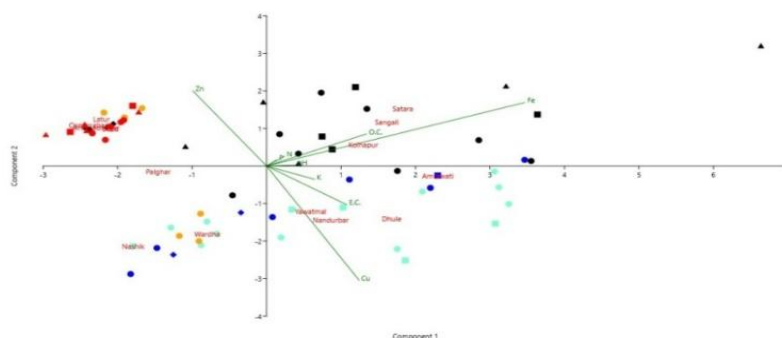


Fig.7 PCA for soil micronutrients

**FYM sample analysis:** All FYM samples collected from different agro-climatic regions of Maharashtra were analyzed for macro & micronutrients, and other parameters. The results were given in Table 1. Among the various agro-climatic regions, the FYM samples collected from Western Maharashtra were having high values for N, P, K, and Fe content. While the FYM samples collected from the Marathwada region were comparatively lower in macro and micronutrient content except for Zn which was found maximum. The organic carbon content ranged from 18.93 to 20.61 percent in five agro-climatic regions. Lower organic carbon content was found in Konkan regions samples with a value of 18.93% followed by Marathwada, North Maharashtra, Vidharbha, and Western Maharashtra regions with values of 19.03, 19.68, 20.17 and 20.61 percent respectively. Nutrient variation in manures is

affected by variations in ratio, composition, and utilization of animal work. Moreover collection, storage, and processing of animal waste and the addition of organic material. Snijders Paul *et.al.* (2009).

**Table 1: Chemical analysis of FYM for Macro, micro, and other parameters**

Agro-climatic Regions	Nutrient content								
	N (%)	P (%)	K (%)	Cu (ppm)	Fe (ppm)	Zn (ppm)	E.C.	pH	O.C. (%)
Western Maharashtra	1.27	0.50	2.27	2.14	5.58	2.17	1.59	8.02	20.61
Vidharbha	1.11	0.33	2.19	3.69	4.58	1.09	2.08	7.44	20.17
North Maharashtra	0.98	0.34	2.24	4.24	5.15	1.11	1.96	7.96	19.68
Konkan	0.94	0.33	1.71	2.32	3.80	2.44	0.86	7.42	18.93
Marathwada	0.93	0.25	1.37	1.50	3.65	3.03	0.52	7.70	19.03

Comment [D. Kaseem14]: bold

PCA biplot (fig.8) showing differences concerning region-wise nutrient content of FYM. FYM samples from Kolhapur, Sangali, and Satara districts of Western Maharashtra contains higher Fe and OC whereas, Dhule and Nandurbar districts of Northern Maharashtra and Yawatmal from Vidharbha region contain a higher amount of Cu and EC. Samples of FYM from Nashik and Wardha districts were showing lower nutrient content. The rest of the district was rich in Zn content.

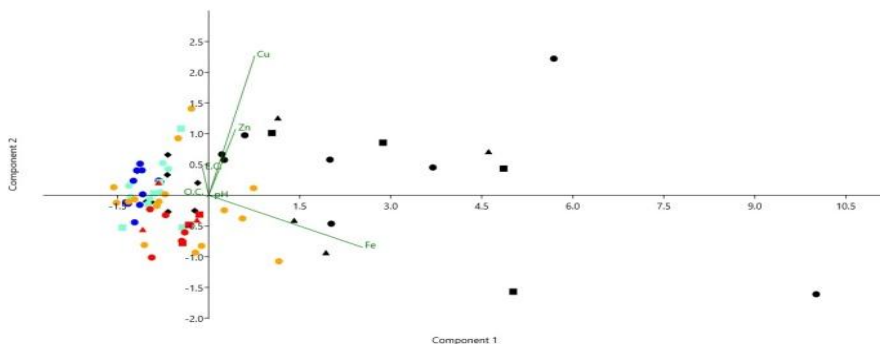


Fig.8 PCA for Macro and Micro nutrient content of FYM

### Conclusion:

Soil and FYM samples were analyzed for nutrient content from various regions of Maharashtra. Western Maharashtra and Vidarbha regions contain higher macro and micronutrients compared to other regions. FYM samples from Western Maharashtra and Vidarbha regions are higher in NPK content whereas micronutrients were maximum in Western Maharashtra, Vidarbha regions, and northern Maharashtra regions.

### References:

1. Antil RS, Narwal RP, Singh Balwan, Singh JP. Long term effect s' of the FYM and N on Soil Health and Crop Productivity under Pearl millet-Wheat cropping system. *Indian J. Fert.* 2011; 7:14-32.
2. Mahale AD, Sawant PS, Kasture MC, Sawant AA and Jadhav SC (2019) Secondary and micronutrient status of soil from Kalamba command area of konkan region of Maharashtra. *Pharma Innov. J.* 8(4): 81-84
3. Borkar VS, Gokhale NB, Dhopavkar RV, Khobragade NH and More SS. Distribution of nutrients in different soil types in Konkan region of Maharashtra. *Int. J. Chem. Stud.* 2018; 6 (1):275-279.
4. Fageria N K. Role of soil organic matter maintaining sustainability of cropping systems. *Commun. Soil Sci. Plant Anal.* 2012; 43: 2063–2113.
5. Ghodke SK, Durgude AG, Pharande AL and Hirey OY. Sulphur Status of Soil Series of Western Maharashtra Region. *Int. J. Agric. Sci.* 2016; 8 (50): 2150-2153 <https://doi.org/10.1080/00103624.2012.697234>
6. Pawar RR, and Sangale MD. Study Physicho-Chemical Parameters of Soil in Shrirampur Tehsil Area and Nearby Villages (MS). *J. Biol. Chem. Chron.* 2019; 5 (3): 182-186.
7. Choudhari SB, Naikwade SD, Kausadikar HK, Takankhar VG. Status of macro and micro nutrients in soils of Beed district (Maharashtra), India. *Emer. Life Sci. Res.* 2017; 3(2): 50-53
8. Hadole SS, Katkar RN, Sarap PA, Lakhe SR and Shamna KM. Status of molybdenum in soils of Palghar district of Maharashtra. *Indian J. Agric. Res.* 2019; 53(6) : 737-740
9. Sathé SS, Lavate RA and Mali VC. Nutrient status of soil samples of few sacred groves from arid region of Sangli district, Maharashtra, India. *Int. J. of. Life Sci. Special Issue,* 2018; A10: 159-164
10. Shukla AK, Tiwari KP and Chandra P. Micronutrient's deficiencies vis-à-vis Food and Nutritional Security of India. *Indian J. Fert.* 2014;10 (12): 94-112
11. Paul S, Onduru D, Bram Ws, Louis G, Joshua Z, Peter E, Kebebe E, Muktar A and Herman K. Cattle manure management in East Africa. Review of manure quality and nutrient losses and scenarios for cattle and manure management. 2009

Comment [D. Kaseem15]: remove the number and APA style

Comment [D. Kaseem16]: italize all the journal names