

KNOWLEDGE, ATTITUDE AND UPTAKE OF COVID-19 VACCINE AMONG UNDERGRADUTE STUDENTS IN SOUTHERN NIGERIA

ABSTRACT

Aim: The study was carried out to assess the knowledge, attitude, and uptake of the COVID-19 vaccine among undergraduate students in a tertiary institution in Southern Nigeria.

Study Design: Cross-sectional study

Place and Duration of Study: Rivers State University, June, 2022

Method: A validated self-administered questionnaire was used to obtain information on the knowledge, attitude, and uptake of the COVID-19 vaccine among 410 undergraduate students. The data collected was analyzed with the statistical package for social sciences (SPSS) v25 software at a 95% confidence interval.

Results: The study showed that only 16.5% of the students indicated willingness to take the COVID-19 vaccine, while 95.1% had a good knowledge of COVID-19. It was also observed that 75.1% of the students had good knowledge of the COVID-19 vaccine, while only 50.7% of the students had good/positive attitude to the COVID-19 vaccine and 49.3% of the students had a poor attitude to the COVID-19 vaccine. Regression analysis showed that Male gender was 1.5 times (95% C.I; 0.8 – 2.6) more likely to take the vaccine, while persons that had a comfortable income level were 1.6 times (95% C.I; 0.9 – 2.7) more likely to take the vaccine. It was also observed that good knowledge of COVID-19 was significantly associated with the willingness to take the vaccine (Chi-square = 6.80, $p = 0.009$). The findings of the study showed that the high level of good knowledge of COVID-19 did not correspond with the willingness to take the vaccine among the students.

Conclusion: The poor attitude towards the vaccine is relatively high among the students, making it imperative for an improved awareness on the vaccine safety and efficacy among undergraduate students to improve vaccine coverage and reach some sort of herd immunity for the COVID-19 viral infection in the country

Keywords: COVID-19 Vaccine, COVID-19, Knowledge, Attitude, Students.

1. INTRODUCTION

Severe Acute Respiratory Syndrome Corona virus 2 (SARSCoV-2) is the causative agent for COVID-19[1]. First identified in Wuhan China in December 2019, over 102 million cases and 2.2 million deaths have been reported from 222 countries and territories as of 3rd February 2021 and in Nigeria, over 133,552 cases and 1,613 deaths have been documented across 36 States and the Federal Capital Territory, with 5,483 cases and 84 deaths recorded in Rivers as of 3rd February 2021[2]. The infection had no immediate treatment and vaccine, and according to World Health Organization (WHO) became a worldwide pandemic causing significant morbidity and mortality with 1,603,428 confirmed cases, 356,440 recoveries from the illness and 95,714 deaths worldwide as of April 9, 2020[1]. On February 27, 2020, an Italian citizen became the index case for COVID-19 in Nigeria and as of April 9, 2020, there were 288 laboratory-confirmed cases of COVID-19 in Nigeria with 51 discharges and 7 deaths[1, 3]. Despite scientific evidence indicating that the vaccines are safe and effective, and health message dissemination efforts to the public about the vaccines' development, safety, and efficiency, doubt continues to be embedded in people's minds which

hinders the continued effort to control the spread of the virus and the goal of herd immunity due to vaccine hesitancy[4, 5]. The development of highly efficacious COVID-19 vaccines in less than one year is a major medical accomplishment of the last century. However, vaccine hesitancy (i.e., a refusal or reluctance to be vaccinated) has slowed projected uptake and remains a barrier COVID-19 pandemic control[6, 7]. Myths impede vaccine uptake in this part of the globe. Adopting these myths leads to sharing and spreading, which negatively impacts the prevention of COVID 19 and vaccine uptake[8, 9]. Vaccine hesitancy has become a stumbling block for achieving herd immunity globally. Only concerted efforts to education the public on the safety, efficacy and critical need to vaccinate a vast majority of the population eligible to receive the vaccine can earn us the freedom to triumph over the fast-mutating Coronavirus that has become a focus of all developed and developing countries. The study was carried out to assess the knowledge, attitude and uptake willingness of COVID-19 vaccine among students at Rivers State University, Port Harcourt.

2. METHODS

2.1 Study Population

The study population consisted of undergraduate students attending the Rivers State University, Port Harcourt, Rivers State University.

2.2 Study Sample

The sample size was determined using the sample size for proportions formula as below;

$$n = (z^2 \times p \times q)/d^2$$

Where;

$z = 1.96$, standard deviate at 95% confidence interval (1.96)

$p = 60\%$, proportion of attribute of interest in vaccination uptake reported in a previous study

$$q = 1 - P$$

$d =$ degree of accuracy ($d = 0.05$).

$$n = \{[1.96 \times 1.96] \times 0.60(1 - 0.60)\} / 0.05 \times 0.05$$

$$n = 368.8$$

Taking into consideration that there could be non-response, an estimated 10% of the sample size (36.8) will be added to the figure computed.

Thus, the total sample size was:

$$\text{Minimum sample size } n = 368.8 + 36.8 = 405.68 \sim 410$$

2.3 Ethical Consideration

Ethical approval to carry out the study was obtained from the research and ethics committee of the rivers state university before commencement of the study. A willing informed consent was obtained from each study participant prior to their inclusion into the study.

2.4 Data Collection

A semi-structured and self-administered questionnaire was used for this study. Socio-demographic data was obtained from the respondents on variables such as gender, age, ethnicity, level of study, religion, and present location. Knowledge and attitude about COVID-19, and COVID-19 vaccine was assessed with validated questions adapted from a previous study[7]. The uptake and willingness to take the COVID-19 vaccine was also obtained from the study participants.

2.5 Data Analysis

All responses were collated, with the correct/appropriate response scored as “1” and wrong responses scored as “0”. Knowledge of COVID-19 were graded as good (16-31), and poor (≤ 15), while knowledge of COVID-19 vaccine was graded as good (6-11), and poor (≤ 5). The attitude to COVID-19 vaccine were graded as good (4-6), and poor (≤ 3) also. The data was presented in frequencies, percentages, mean and standard deviation as appropriate. The

association of the uptake of COVID-19 vaccine with demographic variables, knowledge of COVID-19, knowledge of COVID-19 vaccine and the attitude to COVID-19 vaccine was assessed using the Chi-square and regression analysis. All analysis was done at a 95% confidence interval and a p-value less than 0.05 was considered statistically significant.

3. RESULTS

Table 1 shows the demographic distribution of the respondents. The mean age was 23.30 ± 5.66 years while there were 132 (32.20%) male and 278 (67.80%) female respondents.

Table 1: Demographic distribution of respondents

Characteristics	Frequency (n=410)	Percentage (%)
Age		
18-24	316	77.07
25-29	32	7.80
30-34	38	9.27
35-39	17	4.15
40-44	7	1.71
Mean Age \pmSD	23.30 ± 5.66 years	
Gender		
Male	132	32.20
Female	278	67.80
Relationship status		
Single/Not dating	224	54.63
Single/but seriously dating	186	45.37
Level		
100	141	34.39
200	21	5.12
300	166	40.49
400	21	5.12
500	61	14.88
Income		
Little	42	10.24
Basic	184	44.88
Comfortable	184	44.88

Figure 1 shows the willingness and uptake of COVID-19 vaccine among the study participants.

It was observed that 60 (14.6%) of the respondents indicated their willingness to take the vaccine while 350 (85.4%) were hesitant in taking the COVID-19 vaccine.

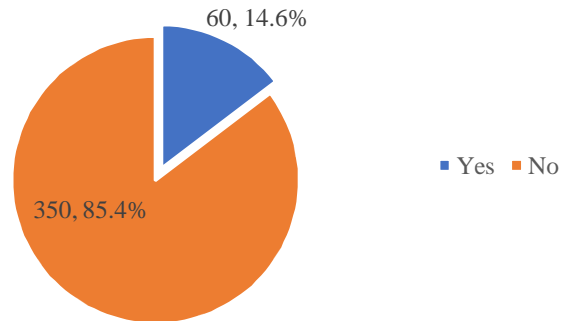


Figure 1: Distribution of COVID-19 vaccine uptake/willingness

UNDER PEER

Table 2 shows the distribution of the responses to the different questions on the knowledge of COVID-19 among the respondents.

Table 2: Reponses on Knowledge of COVID-19

Questions	Frequency (n=410)	Percentage (%)
To the best of your knowledge, the novel Coronavirus is		
A severe illness transmitted to people from wild animals	144	35.12
Biological weapon designed by the government of China	122	29.76
Designed to reduce or control the population	101	24.63
A virus designed by pharmaceutical industry to sell their drugs	81	19.76
An exaggeration by news media to cause fear and panic	61	14.88
A plague caused by sins and unbelief of human being	61	14.88
A biological weapon designed by the USA government	20	4.88
The Coronavirus is typically spread (i.e., passed from person-to-person) by which means		
Contact with airborne droplets via breathing, sneezing, or coughing	390	95.12
Touching contaminated objects or surfaces	370	90.24
Kissing, hugging, sex, or other sexual contact	226	55.12
Eating of contaminated water or food	163	39.76
Coronavirus can be prevented by		
Disinfecting contaminated surfaces	348	84.88
Regular hand washing and social distancing	348	84.88
Closing schools and cancelling mass gathering events	286	69.76
Fumigation and spraying bus stops and other public places	164	40
The hot weather of Africa	143	34.88
Taking chloroquine capsules and antibiotics	121	29.51
Consuming gin, garlic, ginger, herbal mixtures and traditional food and soup.	20	4.88
anointing oil and prayers	20	4.88
The most important symptoms of COVID19/Coronavirus are		
Cough	328	80.00
Shortness of breath	307	74.88
Fever	288	70.24
Sore throat	203	49.51
Fatigue	165	40.24
Sneezing	143	34.88
Muscle pain	62	15.12
I do not know any symptoms of COVID19/Coronavirus	21	5.12
Do you think it is possible to die from the Coronavirus		
Yes	348	84.88
No	62	15.12

Note: Multiple responses are applicable

Figure 2 shows the distribution of good and poor knowledge of COVID-19 among the respondents. The figure indicated that 5% (20/410) of the respondents had poor knowledge of COVID-19, while 95% (390/410) had good knowledge of COVID-19.

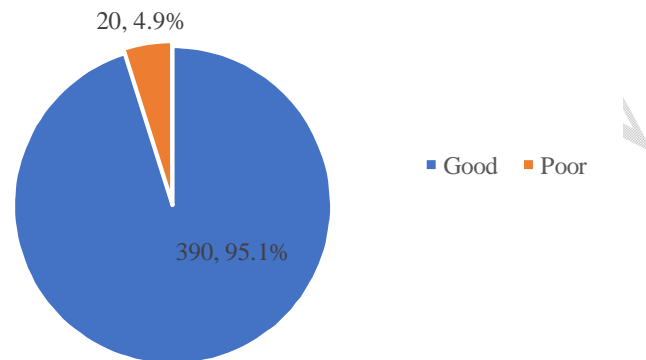


Figure 2: Distribution of knowledge of COVID-19

UNDER PEER

Table 3 shows the responses of the respondents to questions on the knowledge of COVID-19 vaccine.

Table 3: Knowledge of Coronavirus (COVID-19) Vaccine

Characteristics	Frequency (n=410)	Percentage (%)
Which of the following are approved COVID-19 vaccines		
Johnson & Johnson's Janssen COVID-19 vaccine	207	50.49
Moderna COVID-19 vaccine.	166	40.49
Pfizer-BioNTech	142	34.63
Astrazeneca – Oxford COVID-19 vaccine	122	29.76
K-BCG COVID-19 vaccine	0	0.0
K-Anthrax COVID-19 vaccine	0	0.0
COVID-19 can alter my DNA.		
Yes	40	9.76
No	370	90.24
COVID-19 can prevent me from getting sick with COVID-19		
Yes	104	25.37
No	306	74.63
After getting a COVID-19 vaccine, I can still test positive for COVID-19 on a viral test		
Yes	83	20.24
No	327	79.76
COVID-19 vaccine can make me sick with COVID-19		
Yes	267	65.12
No	143	34.88

Figure 3 shows the distribution of good knowledge and poor knowledge of the COVID-19 vaccine among the respondents. The data showed that 75.1% of the respondents had a good knowledge of COVID-19 vaccine, while 24.9% of the respondents had poor knowledge of the COVID-19 vaccine.

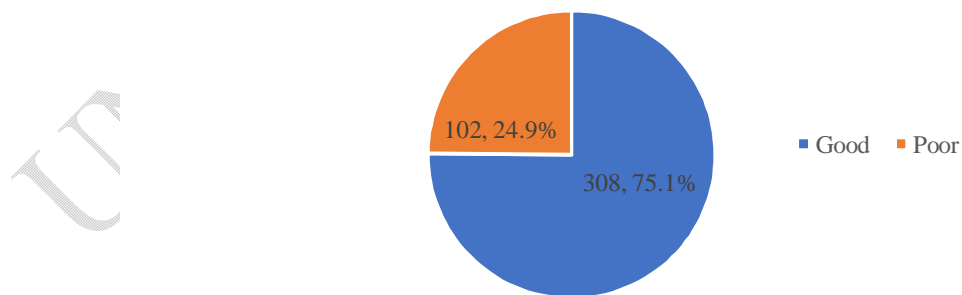


Figure 3: Distribution of knowledge of COVID-19 Vaccine

Table 4 showed the responses to questions on attitude to the COVID-19 vaccine.

Table 4: Attitude towards COVID-19 vaccine

Characteristics	Frequency (n=410)	Percentage (%)
-----------------	----------------------	----------------

COVID-19 vaccines are safe		
Strongly Disagree	20	4.88
Disagree	21	5.12
Neither	40	9.76
Agree	123	30.00
Strongly Agree	206	50.24
COVID-19 vaccines are effective		
Strongly Disagree	21	5.12
Disagree	0	0.0
Neither	41	10.00
Agree	265	64.63
Strongly Agree	83	20.24
I have trust issues with the vaccine		
Strongly Disagree	40	9.76
Disagree	143	34.88
Neither	0	0.0
Agree	166	40.49
Strongly Agree	61	14.88
I am worried there could be unforeseen effects		
Strongly Disagree	20	4.88
Disagree	42	10.24
Neither	0	0.0
Agree	308	75.12
Strongly Agree	40	9.76
COVID-19 vaccines may just be for commercial profiteering		
Strongly Disagree	81	19.76
Disagree	228	55.61
Neither	0	0.0
Agree	81	19.76
Strongly Agree	20	4.88
I prefer natural immunity		
Strongly Disagree	40	9.76
Disagree	125	30.49
Neither	0	0.0
Agree	165	40.24
Strongly Agree	80	19.51

Figure 4 shows the distribution of good and poor attitude to the COVID-19 vaccine among the respondents. The data showed that 50.7% of the participants had a good attitude, while 49.3% had a poor attitude to the COVID-19 vaccine.

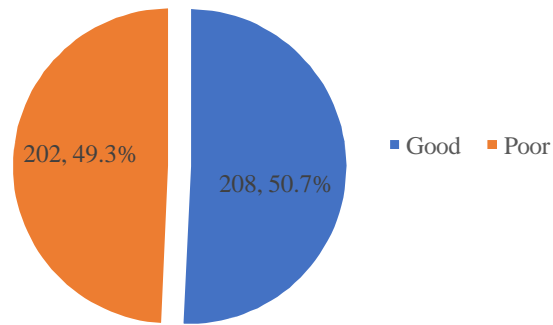


Figure 4: Distribution of Attitude to COVID-19 Vaccine

Table 5 shows the association of demographic characteristics and the uptake of the COVID-19 vaccine among the respondents. The table showed that there was no statistically significant association between any demographic variable and the uptake of the vaccine. However, Regression analysis showed that Male gender was 1.5 times (95% C.I; 0.8 – 2.6) more likely to take the vaccine, while persons that had a comfortable income level were 1.6 times (95% C.I; 0.9 – 2.7) more likely to take the vaccine.

Table 5: Association of Sociodemographic characteristics and uptake of Covid-19 vaccine

Socio-demographic characteristics	Uptake of COVID-19 Vaccine		Total n=410 (%)	Chi-square (p-value)	OR (95% C I)
	Yes n=60, (%)	No n=350, (%)			
Age group (years)					
18-29	51 (14.66)	297 (83.34)	348 (100.0)	0.028	1.0
≥30	9 (14.52)	53 (85.48)	62 (100.0)	(0.867)	(0.5-2.2)
Gender					
Male	24 (18.18)	108 (81.82)	132 (100.0)	1.56	1.5
Female	36 (12.95)	242 (87.05)	278 (100.0)	(0.210)	(0.9-2.6)
Relationship status					
Single	31 (13.84)	193 (86.16)	224 (100.0)	0.24	0.86
In a relationship	29 (15.59)	157 (84.41)	186 (100.0)	(0.617)	(0.5-1.5)
Level of Education					
100-300	45 (13.72)	283 (86.28)	328 (100.0)	1.09	0.7
400-500	15 (18.29)	67 (81.71)	82 (100.0)	(0.295)	(0.3-1.4)
Income					
Comfortable	33 (17.93)	151 (82.07)	184 (100.0)	2.91	1.6
Basic/little	27 (11.95)	199 (88.05)	226 (100.0)	(0.088)	(0.9 – 2.7)

Table 6 shows the association of knowledge and attitude of COVID-19 and the COVID-19 vaccine with the uptake of the vaccine among the participants. The data shows there was no statistically significant association between the knowledge of COVID-19 and the attitude to the COVID-19 vaccine with the uptake of the COVID-19 vaccine. However, there was a statistically significant association between the knowledge of the COVID-19 vaccine and the uptake of the vaccine among the respondents (Chi-square = 6.80, p= 0.009).

Table 6: Association of Knowledge and Attitude of COVID-19 vaccine with uptake of Covid-19 vaccine

Variables	Uptake of COVID-19 Vaccine		Total n=410 (%)	Chi-square (p-value)	OR (95% C I)
	Yes n=60, (%)	No n=350, (%)			
Knowledge of COVID-19					
Good	57 (14.62)	333 (85.38)	390 (100.0)	0.97	0.97
Poor	3 (15.0)	17 (85.0)	20 (100.0)	(0.27-3.41)	(0.3-3.4)
Knowledge of COVID-19 vaccine					
Good	37 (12.01)	271 (87.99)	308 (100.0)	6.80	0.46
Poor	23 (22.55)	79 (77.45)	102 (100.0)	(0.009)*	(0.3-0.8)
Attitude of COVID-19 vaccine					
Good attitude (4-6)	25 (12.02)	183 (87.98)	208 (100.0)	2.31	0.65
Poor attitude (≤ 3)	35 (17.33)	167 (82.67)	202 (100.0)	(0.128)	(0.4-1.1)

*statistically significant ($p < 0.05$)

4. DISCUSSION

Achieving a high rate of vaccination is deemed a key to successfully combat the COVID-19 pandemic[10]. Efforts have been made in many countries to distribute vaccines against the virus to people at high risk of a severe or fatal course of the disease as well as to the rest of the population[11–13]. However, high vaccination rates are not solely the result of availability, effectiveness, and safety of vaccines, but also of people's willingness to get vaccinated[10, 11].

The current study showed that only 14.6% of the students indicated their willingness/uptake of the COVID-19 vaccine. This finding is lower than the reported 47.6% willingness of COVID-19 vaccine uptake among students in the University of Maiduguri Teaching Hospital[14]. The observed difference could be due to a variance in the study population of the current study compared to the study in Maiduguri. The Maiduguri study was carried out among students in a tertiary teaching hospital, compared to the current study which was carried out among students in a tertiary institution where students from all other disciplines apart from medical sciences were involved. The findings of the current study is also in contrast with reports of a similar study in Anambra state, where 35% of the students in a tertiary institution indicated their willingness for the COVID-19 vaccine[2]. Similarly, a study among University students in Ethiopia reported that 50% of the students indicated their willingness to take the COVID-19 vaccine[8]. This disparities in willingness to take the vaccine among the university students is indicative of a lower willingness to take the vaccine among students in the study area, in comparison to students in other parts of Nigeria. Vaccination intentions were assumed to be a function of people's attitudes toward the vaccine, perceived social pressures to get vaccinated, and perceived barriers to vaccination[15]. Moreover, background factors such as institutional trust, fear of COVID-19, conspiracy beliefs, denial of COVID-19, skepticism toward vaccines, religiosity, and socioeconomic and demographic characteristics[10, 16, 17].

The current study showed that 95% of the participants had a good knowledge of COVID-19. This is consistent with the reports of similar studies that showed a good knowledge of COVID-19 among undergraduate students with about 85 – 98% of undergraduate students interviewed having a good knowledge of COVID-19 causes, prevention and mode of transmission[15, 18–20]. This finding indicates that majority of the undergraduates sampled in the study had good knowledge and reliable sources on the information about COVID-19. The relatively high proportion of persons with good knowledge of COVID-19 could be attributed to the efficacy and consistency of awareness campaigns carried out during the early stages of the pandemic in Nigeria and other parts of the world as well[2, 13, 15, 16].

Although more than 80% of the undergraduates had a good knowledge of COVID-19, only 75% of the students had good knowledge of the COVID-19 vaccine. This is consistent with the findings of similar studies reporting that between 60 – 80% of undergraduate students had a good knowledge of the COVID-19 vaccine[21–23]. However, the current study showed that 49% of the students had a poor/negative attitude to the COVID-19 vaccine. This findings are consistent with reports of similar studies which indicated the between 25% - 60% of young adults in sub-Saharan Africa tend to have a negative or poor attitude towards the COVID-19 vaccine[2, 14, 23, 24].

The findings of the current study showed no significant associations between demographic variables and the willingness to take the COVID-19 vaccine among the students. However, logistic regression showed that Male students were 1.5 times more likely to take the vaccine, while, persons with comfortable levels of income (average of ₦128,000 per month ~ \$200 per month) were reported to be 1.6 times more likely to take the COVID-19. This findings are in agreement with the reports of other studies indicating that male students and persons that had a mid-high level income range were most likely to take the vaccine[8, 9, 21, 25]. This

phenomenon could also be attributed to the relatively higher trust of medical reports that persons with comfortable income levels tend to have in different parts of the globe[3].

The current study also showed that good knowledge of COVID-19 vaccine was significantly associated with the uptake/willingness to take the COVID-19 vaccine among the undergraduate students. This is consistent with reports of similar studies that concluded that people who are more trusting in science and fear suffering from COVID-19 are in favour of getting the vaccination[2, 14, 22, 26]. People with a higher level of education are more inclined to believe in science because of their educational experience[13, 23, 27].

5. CONCLUSION

The study concludes that students' knowledge of COVID-19 vaccines is positively associated with intent to vaccinate whereas negative attitudes toward COVID-19 vaccines are inversely associated with their intent to vaccinate. Students were found to be knowledgeable about several types of approved vaccines while being ignorant about others. Despite adhering to COVID-19 national prevention guidelines, their attitude toward vaccination was overwhelmingly negative. Students' intent to vaccinate was higher than average, with just a few already vaccinated. The study suggests that vaccine acceptability may be increased if students' knowledge about the vaccine is increased, and attitudes toward vaccination are modified

REFERENCES

- [1] Cucinotta D, Vanelli M. WHO declares COVID-19 a pandemic. *Acta Biomed* 2020; 91: 157–160.
- [2] Uzochukwu IC, Eleje GU, Nwankwo CH, et al. COVID-19 vaccine hesitancy among staff and students in a Nigerian tertiary educational institution. *Ther Adv Infect Dis*; 8. Epub ahead of print 1 November 2021. DOI: 10.1177/20499361211054923.
- [3] Harrison EA, Wu JW. Vaccine confidence in the time of COVID-19. *Eur J Epidemiol* 2020; 35: 325–330.
- [4] Adane M, Ademas A, Kloos H. Knowledge, attitudes, and perceptions of COVID-19 vaccine and refusal to receive COVID-19 vaccine among healthcare workers in northeastern Ethiopia. *BMC Public Health* 2022; 22: 1–14.
- [5] Paul E, Steptoe A, Fancourt D. Attitudes towards vaccines and intention to vaccinate against COVID-19: Implications for public health communications. *Lancet Reg Heal - Eur*; 1. Epub ahead of print 1 February 2021. DOI: 10.1016/j.lanepe.2020.100012.
- [6] Li Q, Miao Y, Zeng X, et al. Prevalence and factors for anxiety during the coronavirus disease 2019 (COVID-19) epidemic among the teachers in China. *J Affect Disord* 2020; 277: 153–158.
- [7] Islam MS, Siddique AB, Akter R, et al. Knowledge, attitudes and perceptions towards COVID-19 vaccinations: a cross-sectional community survey in Bangladesh. *BMC*

- Public Health* 2021; 21: 1–11.
- [8] Aklil MB, Temesgan WZ. Knowledge and Attitude towards COVID-19 Vaccination and Associated Factors among College Students in Northwest Ethiopia, 2021. *Heal Serv Res Manag Epidemiol*; 9. Epub ahead of print 3 May 2022. DOI: 10.1177/23333928221098903.
- [9] Nicola M, Alsafi Z, Sohrabi C, et al. The socio-economic implications of the coronavirus pandemic (COVID-19): A review. *Int J Surg* 2020; 78: 185–193.
- [10] Salameh B, Basha S, Basha W, et al. Knowledge, Perceptions, and Prevention Practices among Palestinian University Students during the COVID-19 Pandemic: A Questionnaire-Based Survey. *Inq (United States)*; 58. Epub ahead of print 22 February 2021. DOI: 10.1177/0046958021993944.
- [11] Peng Y, Pei C, Zheng Y, et al. A cross-sectional survey of knowledge, attitude and practice associated with COVID-19 among undergraduate students in China. *BMC Public Health* 2020; 20: 1–8.
- [12] Olaimat AN, Aolymat I, Shahbaz HM, et al. Knowledge and Information Sources About COVID-19 Among University Students in Jordan: A Cross-Sectional Study. *Front Public Heal* 2020; 8: 254.
- [13] Anorue LI, Ugwu AC, Ugboaja SU, et al. Communicating COVID-19 Vaccine Safety: Knowledge and Attitude Among Residents of South East, Nigeria. *Infect Drug Resist* 2021; 14: 3785–3794.
- [14] Markus R, Ugochukwu C, Umar S, et al. Knowledge, Attitude And Uptake Of Covid-19 Vaccine Among Health Care Workers Of University Of Maiduguri Teaching Hospital, Nigeria. *AHRO Rev Nurs Midwifery*; 1. Epub ahead of print 20 May 2022. DOI: 10.36295/ARNM/2022/7600.
- [15] Angelo AT, Alemayehu DS, Dacho AM. Knowledge, Attitudes, and Practices Toward Covid-19 and Associated Factors Among University Students in Mizan Tepi University, 2020. *Infect Drug Resist* 2021; 14: 349.
- [16] Angelo AT, Alemayehu DS, Dacho AM. Knowledge, Attitudes, and Practices Toward Covid-19 and Associated Factors Among University Students in Mizan Tepi University, 2020. *Infect Drug Resist* 2021; 14: 349–360.
- [17] Fashafsheh I, Al-Ghabeesh SH, Ayed A, et al. Health-Promoting Behaviors among Nursing Students: Palestinian Perspective. *Inq (United States)*; 58. Epub ahead of print 2021. DOI: 10.1177/00469580211018790.
- [18] Hasan H, Raingar V, Osaili T, et al. A Cross-Sectional Study on University Students' Knowledge, Attitudes, and Practices Toward COVID-19 in the United Arab Emirates. *Am J Trop Med Hyg* 2021; 104: 75–84.
- [19] Peng Y, Pei C, Zheng Y, et al. A cross-sectional survey of knowledge, attitude and practice associated with COVID-19 among undergraduate students in China. *BMC Public Health*; 20. Epub ahead of print 26 August 2020. DOI: 10.1186/S12889-020-09392-Z.
- [20] Li L, Wang F, Shui X, et al. Knowledge, attitudes, and practices towards COVID-19 among college students in China: A systematic review and meta-analysis. *PLoS One* 2022; 17: e0270038.
- [21] Wiersinga WJ, Rhodes A, Cheng AC, et al. Pathophysiology, Transmission, Diagnosis, and Treatment of Coronavirus Disease 2019 (COVID-19): A Review. *JAMA - J Am Med Assoc* 2020; 324: 782–793.
- [22] Islam MS, Sujon MSH, Tasnim R, et al. Psychological responses during the COVID-19 outbreak among university students in Bangladesh. *PLoS One* 2020; 15: e0245083.
- [23] Amuzie CI, Odini F, Kalu KU, et al. Covid-19 vaccine hesitancy among healthcare workers and its socio-demographic determinants in abia state, southeastern nigeria: A

- cross-sectional study. *Pan Afr Med J*; 40. Epub ahead of print 1 September 2021. DOI: 10.11604/pamj.2021.40.10.29816.
- [24] Habib MA, Dayyab FM, Iliyasu G, et al. Knowledge, attitude and practice survey of COVID-19 pandemic in Northern Nigeria. *PLoS One*; 16. Epub ahead of print 1 January 2021. DOI: 10.1371/journal.pone.0245176.
- [25] Dubé E. Addressing vaccine hesitancy: the crucial role of healthcare providers. *Clin Microbiol Infect* 2017; 23: 279–280.
- [26] James BC, Ede SS, Aroh CM, et al. Attitudes and perceptions of Nigerians regarding receiving COVID-19 vaccines: an online cross-sectional study. *Pan Afr Med J*; 41. Epub ahead of print 25 March 2022. DOI: 10.11604/pamj.2022.41.247.33286.
- [27] Ogboghodo EO, Osaigbovo II, Obaseki DE, et al. Community mitigation strategies for coronavirus disease 2019: An assessment of knowledge and adherence amongst residents of Benin City, Edo State, Nigeria. *Niger Postgrad Med J* 2021; 28: 14–21.

UNDER PEER REVIEW