

Original Research Article

Nutritional Quality and Invitro Protein Digestibility of Complementary Foods Developed from Maize, Cowpea and Orange-Fleshed Sweet Potato Flours

Comment [WPS_165781]: change to formulated

ABSTRACT

Complementary foods were formulated from blends of maize, cowpea and orange fleshed sweet potatoes (OFSP). Five different blends of flour were formulated with the substitution with cowpea flour at 5-30%, and OFSP substitution at 5-20% while 100% maize flour was used as the control. The flour blends were heated and extruded using a cold extruder. The samples were thereafter analyzed for their proximate, mineral, vitamin and % Invitro Protein Digestibility. The moisture, ash, fat, crude protein, crude fibre, carbohydrate and energy of the complementary fruits samples varied from 8.11-11.39%, 2.27-3.66%, 2.20-3.10%, 8.87-13.07%, 2.39-4.07%, 68.90-73.43% and 357.08-367.68 Kcal/100g, respectively. All the samples were within the standard RDA for infants and young children, except for fat which was less than 10% recommendation. The mineral contents of the complementary food samples ranged from 44.20 – 80.67mg/100g for calcium, 8.86 – 24.50 mg/100g iron, 127.23- 167.72 mg/100g magnesium, 1.53 -3.17 mg/100g zinc, 31.75 – 63.75 mg/100g phosphorus and 26.86 – 39.98 mg/100g sodium. There were significantly increase ($p < 0.05$) in these minerals as the substitution with cowpea and OFSP flours increased. β -carotene and vitamin C content of the complementary food samples ranged from 10.90 – 31.00 mg/100g and 1.80 – 12.01 mg/100g, respectively. Increase in substitution with cowpea and OFSP led to an increase in β -carotene values. Vitamin content also increase significantly ($P < 0.05$) with increase in proportion of cowpea and OFSP flours. % invitro protein digestibility of the samples varied between 30.29 in sample MCOA to 48.77 in sample MCOF. Protein digestibility of the complementary food samples also increased significantly with increase in substitution, although there was no significant difference ($P > 0.05$) between samples (MCOA and MCOB) and (MCOB and MCOE). Most of the nutrients were highest in sample MCOB and MCOF, making these samples suitable for use as of complementary foods.

Comment [WPS_165782]: Kcal/100 or percentage?

Comment [WPS_165783]: define the acronym

Comment [WPS_165784]: define the acronym

Comment [WPS_165785]: define the acronyms

Keywords: Complementary foods; Cowpea; Orange-Fleshed Sweet Potato; Maize; Proximate; Digestibility.

INTRODUCTION

Complementary food is any solid, semi-solid, or soft meal used to fulfill the dietary requirements of an infant when breast milk is no longer sufficient to meet those needs following the exclusive breastfeeding stage [1]. It is made primarily from cereals such as wheat, maize, and rice, as well as roots and tubers, and legumes. In developing complementary foods, a single plant product or a variety of plant products can be employed to capitalize on their diverse nutritional qualities and improve the nutritional content of the supplemented food, hence preventing malnutrition issues [2].

Comment [WPS_165786]: formulating

Comment [WPS_165787]: take advantage of

Comment [WPS_165788]: remove

Infants are typically given nutrient-fortified cereals, commercial feeding formula, or animal-source meals like milk as their first complementary foods in developed countries; however, these

foods are too costly for the vast majority of Nigerian families [3]. As a result, many women have to rely on grain porridges prepared from sorghum, millet, and maize as their only options for feeding their children. Protein and minerals including iron, zinc, iodine, and vitamin A are often lacking in Nigerian newborn supplemental diets [4, 5]. These babies are typically given watered-down, high-carbohydrate gruels made from cereals, which are not enough to meet their nutritional demands as they grow.

With an estimated yearly production of roughly 5–6 million tonnes, maize (*Zea mays*) is the second-most significant grain crop in Nigeria, behind sorghum [6]. 100 grams of edible maize grain contain 10.23 grams of moisture, 8.84 grams of protein, 4.57 grams of fat, 2.33 grams of ash, 2.15 grams of fiber, and 71.88 grams of carbohydrates [7]. It can be used as a raw material to create a variety of goods, including corn meal, breakfast cereals, snacks, and flour [8]. Large amounts of carotenoid pigments found in the yellow maize species are helpful in preventing cancer [9]. Like other cereals, maize is somewhat low in lysine and tryptophan but fair in methionine and cysteine, necessitating supplementation with legume proteins due to the inherent complementing properties of legumes to cereal-based diets.

Comment [WPS_165789]: did you mean food or what?

Cowpea (*Vigna unguiculata*) is a staple food crop grown extensively in West and Central Africa and other tropical and subtropical regions [10]. Its protein content is 25% higher and its protein digestibility is higher than that of other legumes [11]. For its nutritional value, it is enjoyed by people of all socioeconomic backgrounds as a vegetable, sometimes in combination with cereals or grains, and then further transformed into a wide range of manufactured goods [12]. Additionally, they have been used in combination with other cereal grains including maize, millet, and sorghum to create dietary supplements with higher protein content [13].

Comment [WPS_1657810]: while

Comment [WPS_1657811]: remove comma

Comment [WPS_1657812]: remove

Orange-fleshed sweet potato is a biofortified varied variety of sweet potato rich in Provitamin A carotenoids which can be used to combat malnutrition and vitamin A deficiency in small and marginal farming community [14]. One medium sized of orange-fleshed sweet potato can provide about twice the β -carotene needed for the daily requirement of vitamin A [15]. Orange-fleshed sweet potato flour has also been used in production and enrichment of baked products such as cakes, bread, and buns [16]. Thus, the production of a nutrient rich and acceptable complementary food with a blend of cowpea and orange-fleshed sweet potato can be a better approach to meet the nutrient and energy needs of infants. Therefore, the aim of study was to evaluate the nutrient quality and invitro protein digestibility of complementary foods developed from Maize, Cowpea and Orange-Fleshed Sweet Potato flours.

Comment [WPS_1657813]: p should be lowercase

MATERIALS AND METHODS

Materials

Orange-fleshed sweet potato (*Ipomea batatas*), yellow variety of maize (*Zea mays*) and cowpea (*Vigna unguiculata* L. Walp) were purchased from Mile 3 market in Port-Harcourt Nigeria. Chemicals used in this study were of analytical reagent grade.

Production of Maize flour

Maize flour was produced according to the method described by Obinna Echem *et al.* [17], as shown in Figure 1. Five kilograms (5 kg) of maize grains was sorted and washed with portable water. Thereafter the washed maize were dried in a hot air oven at 60°C overnight. The dried

Comment [WPS_1657814]: remove

Comment [WPS_1657815]: remove

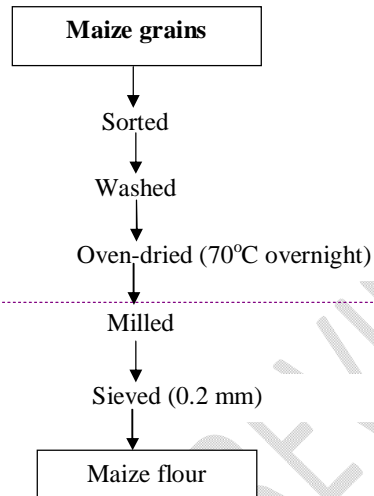
Comment [WPS_1657816]: clean instead of portable

Comment [WPS_1657817]: maize grains

Comment [WPS_1657818]: be specific, specify the actual duration using minutes or hours

grains were milled, sieved with 0.2 mm sieve, and stored in a well-labeled transparent plastic container until further use.

Comment [WPS_1657819]: maize grains



Comment [WPS_1657820]: remove the author's name

Comment [WPS_1657821]: remove the author's name

Fig 1: Production of Maize flour.
Source: Obinna-Echemet al. [17]

Production of orange-fleshed sweet potatoes flour

Orange-fleshed sweet potatoes flour was prepared according to the method of Eke-Ejiofor and Onyeso [18], as shown in Figure 2. The Orange Fleshed Sweet Potatoes (1.5 kg) was washed with clean water to remove dirt and other foreign materials. They were then peeled using a knife, cut into cubes of about 1.5 cm, washed using distilled water and oven dried at 50°C overnight. Samples were left to cool at room temperature and then dry-milled into powder and sieved with (0.4 mm) sieve aperture into flour. The flour produced was packaged in an airtight plastic container and labeled until needed for further use.

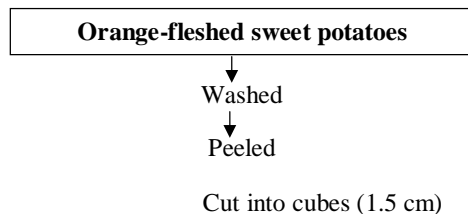
Comment [WPS_1657822]: include the acronym

Comment [WPS_1657823]: remove the author's name

Comment [WPS_1657824]: remove the author's name

Comment [WPS_1657825]: be specific

Comment [WPS_1657826]: dried and milled



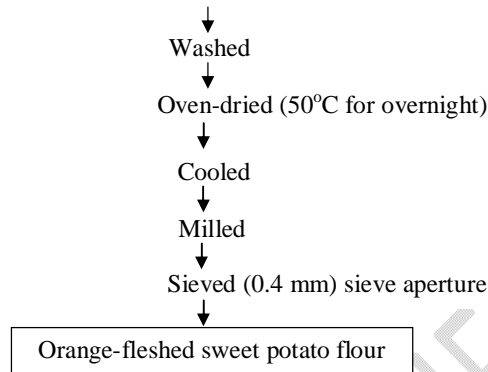


Fig 2: Production of orange fleshed sweet potatoes flour.

Source: Eke-Ejiofor and Onyeso [18]

Comment [WPS_1657827]: remove the author's name

Production of Cowpea flour

Cowpea flour was prepared according to the method described by Keyata *et al.* [19], as shown in Figure 3.3. Ten kilograms (10 kg) of cowpea seeds was weighed after cleaning and sorting. Cleaned seeds were washed in distilled water (1:2 w/v). Thereafter, the seed coats were removed manually and the seeds rinsed in water until they were clean and free from impurities. They were oven dried for 70 °C overnight, left to cool at room temperature and milled using a hammer mill. The flour was kept in a dry, air-tight plastic container for further use.

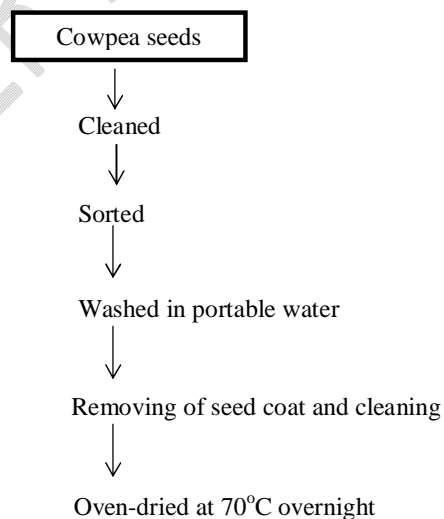
Comment [WPS_1657828]: remove "and the seeds"

Comment [WPS_1657829]: indicate the nature of the water used

Comment [WPS_1657830]: remove clean

Comment [WPS_1657831]: remove

Comment [WPS_1657832]: indicate the actual duration



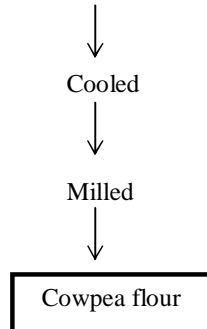


Fig. 3: Production of Cowpea flour
Source: Keyeta *et al.* [19]

Formulation of the Flour Blends

The flour blends were formulated by weighing the flour samples using a sensitive scale (Santroius digital weighing balance). Maize, cowpea and orange-fleshed sweet potato (OFSP) flours were mixed thoroughly in the ratios of 90:5:5, 80:15:5, 70:20:10, 60:25:15 and 50:30:20 in a rotary mixer (Philips, type HR 1500/A Holland) to produce homogenous samples of complementary flour. Hundred percent (100%) maize flour was used as a control.

Comment [WPS_1657833]: remove the author's name

Comment [WPS_1657834]: remove sensitive scale and the brackets

Comment [WPS_1657835]: why was maize the control sample?

Table 1: Formulation of the Flour Blends (g)

Sample	Maize flour	Cowpea flour	Orange-fleshed sweet potato flour
MCOA	100	-	-
MCOB	90	5	5
MCOC	80	15	5
MCOD	70	20	10
MCOE	60	25	15
MCOF	50	30	20

KEYS:

MCOA= 100% Maize; MCOB= 90% maize: 5% cowpea: 5% OFSP; MCOC= 80% maize: 15% cowpea: 5% OFSP
MCOD= 70% maize: 20% cowpea: 10% OFSP; MCOE= 60% maize: 25% cowpea: 15% OFSP;
MCOF= 50% maize: 30% cowpea: 20% OFSP

Comment [WPS_1657836]: this is not analytical. how did you observe the working temperature report scientifically

Preparation of Complementary foods

The flour blends were thoroughly mixed with 5 L of water and heated on a stove for 1 hr, and then allowed to cool at room temperature. They were then fed into a laboratory size cold extruder, and thereafter dried in an oven at 50°C for 12 h. The samples were then crushed in a mortar and bagged in an air tight container for further use.

Comment [WPS_1657837]: remove and thereafter

Comment [WPS_1657838]: remove

Comment [WPS_1657839]: transferred into an air

Comment [WPS_1657840]: remove

Proximate Analysis

The AOAC [20] method which included moisture, ash, fat, crude protein and crude fibre was used to determine the proximate composition of the complementary foods. Ash was measured using a muffle furnace (Sanyo Gallenkamp, Weiss Technik, West Midlands, UK) heated to 550°C for 6 hours. Fat was calculated using soxhlet method and crude protein using kjeldhal method and nitrogen multiplied by a conversion factor of 6.25. Crude fibre was measured gravimetrically and carbohydrate obtained by subtracting the other constituents (moisture, ash, fat, crude protein and crude fibre) from hundred percent.

Comment [WPS_1657841]: subtraction

Comment [WPS_1657842]: remove the other constituents

Determination of Energy Content

The energy content (E) of the complementary food was calculated using Atwater factor as described by Adebayo-Oyetero *et al.* [21]

Energy (Kcal/100g) = (4 × Protein) + (9 × Fat) + (4 × Carbohydrate)

Comment [WPS_1657843]: remove the author's name

Mineral Analysis

Dry ashing, as described in AOAC [20] Method 14.013, was used for the mineral analysis. The sample, which weighed 2 g, was ashed in a crucible at 550°C for 2 hours. First, the ashed sample was dissolved by adding 5 ml of concentrated hydrochloric acid (HCL), then 20 ml of deionized water, and finally heated to stop the reaction. After letting the solution cool, it was filtered through Whatmat No. 1 filter paper and brought to a final volume of 50 ml. After collecting and cleaning the samples, an atomic absorption spectrophotometer (AAS) was used to determine the total mineral content (calcium, magnesium, zinc, and iron) (Buck Scientific - 210VGP, USA). The absorbance of a UV-VIS spectrophotometer was measured at 700 nm to determine the concentration of phosphorus using the molybdenum blue method (CELIL model CE2021 U.K). Sodium was analyzed by flame spectrophotometer (Jenway model PFP7/C). The amount of minerals in the samples were calculated, and the percentage of minerals in each 100g sample as given in milligrams.

Comment [WPS_1657844]: remove

Comment [WPS_1657845]: remove

Comment [WPS_1657846]: remove

Comment [WPS_1657847]: mL

Comment [WPS_1657848]: recap the statement

$$\text{Metal (g/100g)} = \frac{\text{Concentration (ppm)} \times \text{Solution volume}}{104 \times \text{Sample weight}}$$

$$\text{Metal (mg/100g)} = \text{Metal (g/100g)} \times 1000$$

Determination of Total Carotenoid Content

Total carotenoid content of the complementary foods were determined by the method described by AOAC [22]. This method involving filtering of 10g of the sample into a conical flask and addition of 50ml of 95% ethanol. The flask and the content are placed in a shaking water bath set to 70-80°C for 20min, allowed to cool and the supernatant decanted into a measuring cylinder and the initial volume V₁ is recorded. The ethanol concentration of the mixture is brought to 85% by adding 15ml of distilled water, allowed to cool in ice or at room temperature standing. 25ml of petroleum ether is added to the cooled ethanol extract, transferred the cooled separately funnel and shaken to obtain a homogenous mixture. It is then allowed to separate out into two layers, the bottom layer is collected in a beaker back into the separating funnel and re-extracted with

Comment [WPS_1657849]: remove

10ml petroleum ether for about 5 times or continuously until the extract becomes fairly yellow. The petroleum extract mixture is then collected in a beaker back into the emptied separating funnel and re-extracted with 50ml of 80% ethanol, the final volume V_2 is recorded and the extract stored for spectrophotometric determination in the dark. The absorbance of the extract is then read using a UV visible spectrophotometer at 436nm. Petroleum ether is used as blank.

CALCULATIONS:

$$\text{Beta carotene} = \frac{\text{Abs} \times V_t}{E_c \times l \times W}$$

Abs = Absorbance

V_t = Total volume of petroleum ether extract from which aliquot was taken and analysed on spectrophotometer.

E_c = Extinction coefficient of β -carotene (12.50mg/l)

l = Is the cuvette thickness/path length

W = Weight of the sample

Determination of Vitamin C content

Vitamin C concentrations were measured using the technique outlined by AOAC [20]. The material was weighed out at 5.0 grams and placed in a clean beaker with 112.5 milliliters of distilled water and 12.5 milliliters of oxalic acid. At room temperature, this was shaken for 30 minutes before being filtered and topped off to 50 ml. The sample was pipetted into a 100 ml volumetric flask, and titrated with the indophenol solution until a very faint pink color lasted for 15 seconds. The concentration was expressed as mg ascorbic acid equivalent to V_{ml} of the dye solution i.e. 10ml ascorbic acid solution = 0.002g ascorbic acid. If 0.002g ascorbic acid required 1ml dye solution to neutralize it then 1ml dye solution =,

$$V_{it} C = \frac{V \times T}{W} \times 100g$$

V = ml dye used for titrating of aliquot of sample

T = Ascorbic equivalent or dye solution expressed as ml/ml

W = gm of sample in aliquot titrated

Invitro-Protein Digestibility (IVPD)

IVPD was carried out according to the method described by Minjula and John [23] as reported by F with minor modification. 2.5 g of sample containing sixteen mg (16 mg) was taken in triplicate and digested with 1mg pepsin (Cat no. P6887, Sigma Chemicals Ltd USA) in fifteen ml (15 ml) of 0.1N NCL at 37°C for 2 h. The reaction was stopped by the addition of 15ml 10% trichloroacetic acid (TCA). The mixture was then filtered quantitatively, through Whatman No. 1 filter paper. The TCA soluble fraction was assayed for nitrogen using the micro – Kjeldah method (AOAC, 2000). Digestibility was estimated by using the following equation.

CALCULATION

$$\text{IVPD (\%)} = \frac{\text{N in supernatant} - \text{Enzyme N}}{\text{N in sample}} \times 100$$

Statistical Analysis

Results were expressed as mean values and standard deviation of triplicate was determined. Data were analyzed using a one-way analyses of variance (ANOVA) using Statistical Package for Social Science (SPSS) version 20.0 software 2011 to test the level of significance ($p < 0.05$).

Turkey HSD Test was used to separate the means where significant differences exist as described by Wahua [24].

Results and Discussions

Proximate Composition of Complementary Foods Developed from Maize, Cowpea and Orange-Fleshed Sweet Potato Flour Blends

Table 2 showed the proximate composition of complementary foods developed from maize, cowpea and orange-fleshed sweet potato flour blends. Moisture content of the samples were as follows: 9.96%, 11.39%, 9.72%, 9.16%, 8.64%, and 8.11%, for samples MCOA, MCOB, MCOC, MCOB, MCOE, and MCOF, respectively. Moisture content of sample MCOB was significantly ($p<0.05$) different from other samples except sample MCOA and MCOC. Increase in the proportion of cowpea and sweet potato resulted in a significant ($p<0.05$) decrease in the moisture content of the samples. The values obtained in this study are similar to the values of 7.56-8.35% reported by Adeoti *et al.* [25] for complementary foods from malted millet and protein isolate of pumpkin. Therefore, the moisture level of the complementary foods studied (with the exception of sample MCOB) was below the 10% threshold recommended by the United Nations' protein Advisory Committee to maximize the shelf life of such items. The low residual moisture content (10%) of the complementary foods is favorable since it reduces microbial proliferation and increases storage life.

Comment [WPS_1657851]: remove the author's name

Ash content of the samples ranged from 2.27-3.66% with sample MCOA recording the lowest value (2.27%) while sample MCOF had the highest (3.66%). There was a significant ($p<0.05$) increase in the ash content of the samples as substitution with cowpea and orange fleshed sweet potato flour increased. The increase in ash content observed in the samples supplemented with cowpea and orange fleshed sweet potato flours may be attributed to high mineral content of cowpea [11]. The result obtained is higher than the range of 0.56-2.00% for complementary foods formulated from different blends of maize, soybean and carrot flour [2]. Ash content of a food material could be used as an index of mineral constituents of a food material [26]. The ash values obtained from this study (2.27-3.66%) meets the values of $<5\%$ recommended by codex for ash in formulated complementary foods for infants and young children [27].

Comment [WPS_1657852]: remove

Comment [WPS_1657853]: remove

Fat content of the samples decreased significantly ($p<0.05$) as the proportions of cowpea and orange fleshed sweet potato flours increased. Sample MCOF recorded the highest fat content of 3.10%, while sample MCOA had the lowest the 2.20%. The decrease in fat content from this study is expected as sweet potato is not good source of fat. The fat content in this study is also lower than recommended 10% for complementary foods [28]. Although fat levels obtained is low, low fat content in the diets may be necessary to prolong its shelf life also by avoiding lipid peroxidation [29].

Comment [WPS_1657854]: remove

Comment [WPS_1657855]: remove

The highest crude protein value of 13.07% was recorded in sample MCOF, while sample MCOA had the lowest value of 8.87%. Increase in the levels of cowpea and orange fleshed sweet potato substitution led to a significant ($p<0.05$) increase in the protein content of the sample. The observed increase is in agreement with the study of Afoakwa *et al.* [11] that cowpea has high protein digestibility and is a good source of protein. However, recommended protein content for complementary foods is 15% [28]. In this study, all the formulated samples had protein contents below the recommended value. The implication is that the complementary foods would have to

Comment [WPS_1657856]: remove

Comment [WPS_1657857]: remove

Comment [WPS_1657858]: remove the author's name

Comment [WPS_1657859]: that,

be enriched with protein rich sources such as sea foods and other legumes to further increase the levels of protein as protein is important for growth of the infant [30].

Comment [WPS_1657860]: foods

Comment [WPS_1657861]: enhance

Comment [WPS_1657862]: remove

Comment [WPS_1657863]: content,

Comment [WPS_1657864]: remove

Comment [WPS_1657865]: remove

Comment [WPS_1657866]: remove the author's name

Crude fibre content of the samples ranged from 2.39-4.07%, with sample MCOA having the lowest while sample MCOF had the highest value. The incorporation of cowpea and orange fleshed sweet potato flour led to a significant ($p < 0.05$) increase in the crude fibre content of the samples. The increase could be attributed to the high crude fibre of cowpea (5.75%) as reported by Mune *et al.* [10]. The crude fibre content of all the samples were within the recommended values of $< 5\%$ fibre [28]. Due to their low fiber content, these samples might be consumed in large quantities during complementary feeding, giving infants a better chance to achieve their daily energy and other vital nutrient needs.

Carbohydrate content of the samples ranged from 68.90-73.43% with the lowest value (68.90%) obtained in sample MCOF while sample MCOA had the highest (73.43%). Increase in the levels of cowpea and orange fleshed sweet potato substitution led to a significant ($p < 0.05$) reduction in the carbohydrate of the samples. The decrease in the carbohydrate content could be principally due to the low carbohydrate content of cowpea over maize. Carbohydrate values obtained from this study is higher than the values of 32.56-37.33% obtained by Onabanjo *et al.* [31] for complementary food mixes formulated from sorghum, sesame, carrot and crayfish. The relatively high carbohydrate from this study is an indication that the formulated complementary foods would provide the infants with adequate amount of energy. The carbohydrate values of the studies complementary foods samples were within the WHO/FAO [28] ($> 65\%$) standard for complementary foods for infants and young children.

Comment [WPS_1657867]: remove

Comment [WPS_1657868]: remove

Comment [WPS_1657869]: remove

Energy content was highest in sample MCOA with a value of 357.08 Kcal/100g while sample MCOF had the lowest value (347.68 Kcal). Increase in the proportion of cowpea and orange fleshed sweet potato flour also led to a significant ($p < 0.05$) reduction in the energy content of the samples; however sample MCOA showed an increase in the energy content, but there was no significant difference ($p > 0.05$) between MCOB, MCOC, MCOF and MCOE. The observed differences in the energy values of the formulations could be attributed to variation in the protein, fat and carbohydrate contents of the samples. The decrease could also be due to the low fat and carbohydrate contents of the blends as both constitute major source of energy. The energy values obtained in these value were in agreement with WHO [32]. 344 – 370 kcal/100g Standard for Infant and Young Children

Comment [WPS_1657870]: remove

Comment [WPS_1657871]: remove

Comment [WPS_1657872]: remove

Comment [WPS_1657873]: remove

Table 2: Proximate composition of complementary food samples

Samples	Moisture (%)	Ash (%)	Fat (%)	Crude protein (%)	Crude fibre (%)	CHO (%)	Energy (Kcal/100g)
MCOA	9.96 ^{ab} ±0.12	2.27 ^c ±0.09	3.10 ^a ±0.01	8.87 ^c ±0.14	2.39 ^d ±0.04	73.43 ^a ±0.12	357.08 ^a ±0.91
MCOB	11.39 ^a ±1.20	2.39 ^c ±0.03	2.95 ^{ab} ±0.08	9.11 ^c ±0.06	2.63 ^{cd} ±0.06	71.54 ^{ab} ±1.19	349.13 ^{ab} ±2.24
MCOC	9.72 ^{ab} ±0.13	2.58 ^{bc} ±0.05	2.71 ^{abc} ±0.25	9.81 ^d ±0.11	2.90 ^c ±0.17	72.30 ^b ±0.21	352.75 ^{ab} ±2.62
MCOF	9.16 ^b ±0.33	2.74 ^{bc} ±0.10	2.61 ^{bcd} ±0.02	10.71 ^c ±0.25	3.38 ^b ±0.10	71.41 ^{ab} ±0.36	351.90 ^{ab} ±0.62
MCOE	8.64 ^b ±0.14	3.10 ^{ab} ±0.01	2.27 ^{cd} ±0.07	11.97 ^b ±0.05	3.83 ^a ±0.09	70.20 ^{bc} ±0.06	349.09 ^{ab} ±0.21
MCOF	8.11 ^b ±0.32	3.66 ^a ±0.33	2.20 ^d ±0.04	13.07 ^a ±0.06	4.07 ^a ±0.08	68.90 ^c ±0.10	347.68 ^b ±0.55
LSD	1.63	0.44	0.35	0.40	0.31	1.60	6.44

Mean values are of triplicate determinations. Mean values within a column with different superscripts are significantly different at ($p < 0.05$).

KEYS:

MCOA= 100% Maize; MCOB= 90% maize: 5% cowpea: 5% OFSP; MCOC= 80% maize: 15% cowpea: 5% OFSP; MCOD= 70% maize: 20% cowpea: 10% OFSP; MCOE= 60% maize: 25% cowpea: 15% OFSP; MOCF= 50% maize: 30% cowpea: 20% OFSP

LSD= Least Significant Difference

Comment [WPS_1657874]: table not statistically discussed

Vitamin Composition of Complementary Foods

Table 3 shows the vitamin composition of complementary food samples. For β -carotene content of the samples, sample MCOF had the highest value (31.00 mg/100g) while sample MCOA had the lowest (10.90 mg/100g). A significant ($p < 0.05$) increase in the β -carotene content was observed as the proportion of OFSP and cowpea flour increased. This increase is attributed to the substitution with orange-fleshed sweet potato as Sebben *et al.* [33] reported that β -carotene is high in the orange fleshed sweet potato. Nicanuru *et al.* [34] also reported that orange fleshed sweet potato contains 24.2-73.9 mg/100g of β -carotene on dry basis. Their high beta-carotene content helps prevent or treat vitamin A deficiency. Because of the higher levels of beta-carotene found in the complementary foods, infants in low-resource agricultural communities will have a better chance of avoiding malnutrition and vitamin A deficiency. Children should get between 30 and 150 mg of beta-carotene each day, according to the RDA [35]. In this study, only the sample (MCOF) containing 50% maize: 30% cowpea: 20% OFSP met the recommended dietary allowance. Although, these RDA can also be met in other samples if a child consumes at least 300 g of the sample each day.

Comment [WPS_1657875]: remove

Comment [WPS_1657876]: remove

Comment [WPS_1657877]: remove the author's name

Comment [WPS_1657878]: remove the author's name

Comment [WPS_1657879]: remove

Vitamin C content of the samples was highest in sample MCOF with a value of 12.01 mg/100g, and lowest in sample MCOA 1.80 mg/100g). It was observed that Vitamin C content of samples increased significantly ($p < 0.05$) as the substitution with cowpea and OFSP flour increased. The increase is due to the substitution with OFSP as orange-fleshed sweet potato is an excellent source of vitamins (Haile *et al.*, 2015). Vitamin C content of the samples was comparable with the values of 2.34-50.41 mg/100g obtained by Ezeokeke and Onuoha [37] for complementary foods produced from maize, soybean and banana. The recommended dietary allowance for RDA for vitamin C in children aged 0-3 years is between 15-50 mg/day [35]. The low vitamin C content in the samples could have been due to the extrusion process. During extrusion, factors like barrel temperature, screw rpm, die diameter and throughput affect the retention of vitamins in foods and the most sensitive to the extrusion process are vitamin C [38]. None of the samples fell within the recommended standard, thought it can be achieved if a child consumes at least 200g of samples MCOD, MCOE and MCOF.

Comment [WPS_1657880]: remove

Comment [WPS_1657881]: remove

Comment [WPS_1657882]: remove

Comment [WPS_1657883]: remove

Comment [WPS_1657884]: remove

Table 3. Vitamin composition of Complementary Food Samples (mg/100g)

Samples	β -carotene	Vitamin C
MCOA	10.90 ^c ±0.28	1.80 ^d ±0.13
MCOB	21.10 ^b ±0.71	2.07 ^d ±0.04
MCOC	21.90 ^b ±2.12	6.00 ^c ±0.07
MCOD	26.70 ^a ±1.13	8.95 ^b ±0.11
MCOE	28.95 ^a ±0.07	10.21 ^b ±0.39
MCOF	31.00 ^a ±0.85	12.01 ^a ±0.83
LSD	3.34	1.16

Mean values are of triplicate determinations. Mean values within a column with different superscripts are significantly different at ($p < 0.05$).

KEYS:

MCOA= 100% Maize; MCOB= 90% maize: 5% cowpea: 5% OFSP; MCOC= 80% maize: 15% cowpea: 5% OFSP
MCOD= 70% maize: 20% cowpea: 10% OFSP; MCOE= 60% maize: 25% cowpea: 15% OFSP; MCOF= 50%
maize: 30% cowpea: 20% OFSP

LSD= Least Significant Difference

Total Minerals of Complementary Foods

Table 3 shows the total minerals (mg/100g) of complementary food samples. Calcium content was found to be highest in sample MCOF with a value of 80.87 mg/100g and lowest in sample MCOA with a value of 44.20 mg/100g. There was a significant ($p < 0.05$) increase in the calcium content of the samples as the proportion of cowpea and OFSP increased. The increase in calcium content could be attributed to increase in the addition of cowpea flour and OFSP in the blends. Calcium content of the formulated complementary foods from this study were lower than FAO/OMS [39] recommended value of calcium (341.2 mg/100g). It is however within the values of 12.68-84.86 mg/100g obtained by Egbujie and Okoye [40] for complementary foods formulated from sorghum, African yam bean and crayfish. In infants and young children, calcium plays an important role in bone and tooth development, muscle and nerve function, blood coagulation, and immune system health [41].

Comment [WPS_1657885]: this suppose to be table 4 and not 3

Comment [WPS_1657886]: remove

Comment [WPS_1657887]: remove

Comment [WPS_1657888]: remove

Comment [WPS_1657889]: remove the author's name

Iron content of the samples ranged from 8.86 mg/100g in sample MCOA to 24.50 mg/100g in sample MCOF. Similarly, there was a significant ($p < 0.05$) increase in the iron content of the complementary foods as the proportion of cowpea flour and OFSP increased. The results are slightly higher than the iron content of complementary foods produced from sorghum, African yam bean and crayfish flours (2.68-7.9 mg/100g) as reported by Egbujie and Okoye [40]. The increase in the iron content of the complementary foods on substitution with cowpea and OFSP flour is good for infants and children since regular consumption of food rich in iron has the potential to prevent anaemia in infants and young children. The value of iron from this study is also within the nutritional requirement for iron by children which is 8-18 mg/day [28].

Comment [WPS_1657890]: remove

Comment [WPS_1657891]: remove

Comment [WPS_1657892]: remove

Sample MCOA had the highest magnesium content (167.72 mg/100g) while sample MCOF had the lowest value (127.23 mg/100g). These values were higher when compared to the values of 12.13-96.50 mg/100g reported by Ijarotimi [42] for complementary foods produced from popcorn, soybean cake and wonderful kola flour blends. Magnesium helps in the proper functioning of the muscles. It also serves as an activator in many enzyme systems [43]. The FAO/WHO daily magnesium requirement for infants is 0.04 mg/100g. This is met in all the food samples.

Comment [WPS_1657893]: remove

Comment [WPS_1657894]: remove

Comment [WPS_1657895]: remove the author's name

Zinc content was highest in sample MCOF with a value of 3.17 mg/100g while sample MCOA had the lowest value for zinc (1.53 mg/100g). Similarly, the high zinc content in samples MCOF is attributed to the substitution with OFSP and cowpea flour. In addition to its key involvement in cell division, protein synthesis, and growth, zinc is a co-factor for more than 70 enzymes. Failure to thrive, anemia, enlarged organs (including the liver and spleen), and stunted growth and development are all the results of a lack of zinc in complementary foods [43]. The values of zinc obtained from this study were lower than the FAO/WHO (1991) recommended values of 8-14 mg/day for children, although these values could be met if the infant consumes at least 300g of samples MCOC, MCOB, MCOE and MCOF. However, it was within the range of

Comment [WPS_1657896]: remove

Comment [WPS_1657897]: remove

Comment [WPS_1657898]: remove

Comment [WPS_1657899]: remove

Comment [WPS_16578100]: remove

Comment [WPS_16578101]: remove

values (0.12-8.00 mg/100g) obtained by [Ijarotimi [42)] for complementary foods produced from popcorn, soybean cake and wonderful kola flour.

Comment [WPS_16578102]: remove

Comment [WPS_16578103]: remove the author's name

Phosphorus content of the samples ranged from 31.75 mg/100g in sample MCOA to 68.75 mg/100g in sample MCOF. Increase in phosphorus values of the samples could be due to the increase in the proportion of OFSP and cowpea flour. Phosphorus content of the formulated complementary foods was lower than FAO/OMS [37] recommended value (281.20 mg/100g). However, these values were higher when compared to the values (5.51-8.02 mg/100g) obtained by Okoye and Ene [44] on complementary foods supplemented with black bean and crayfish flours. It is also higher than the phosphorus content (4.17-27.93 mg/100g) of complementary foods formulated from yellow maize, soybean, millet and carrot flours [45] Phosphorus is an important constituent of every living cell. It is also essential for the formation of the bone.

Comment [WPS_16578104]: remove

Comment [WPS_16578105]: remove the author's name

Comment [WPS_16578106]: remove the author's name

Sodium content was highest in sample MCOF with a value of 39.98 mg/100g and then lowest (27.84 mg/100g) in sample MCOE. There was a significant ($p < 0.05$) increase in the sodium content of the flour blends as the proportion of OFSP and cowpea flour in the blends increased. The sodium content of the food samples did not meet with the WHO [32] sodium requirement of infant's (112.01 mg/day). The range of values from this study is also lower than those (45.87-80.44mg/100g) reported by Adeoti *et al.* [25] for complementary foods produced from millet and enriched with protein isolate of fluted pumpkin seed. Sodium is an essential nutrient necessary for the maintenance of plasma volume, acid-base balance and normal cell functions [46].

Comment [WPS_16578107]: remove

Comment [WPS_16578108]: remove

Comment [WPS_16578109]: remove the WHO

Comment [WPS_16578110]: give space between figure and unit

Comment [WPS_16578111]: remove

Table 4. Total Minerals (mg/100g) of the Complementary Foods

Samples	Ca	Fe	Mg	Zn	P	Na
MCOA	44.20 ^f ±0.01	8.86 ^f ±0.01	167.72 ^a ±0.01	1.53 ^f ±0.00	31.75 ^f ±0.01	26.86 ^f ±0.01
MCOB	48.69 ^e ±0.03	9.80 ^e ±0.01	161.91 ^b ±0.01	1.67 ^e ±0.01	33.75 ^e ±0.01	27.84 ^e ±0.01
MCOC	60.60 ^d ±0.01	10.40 ^d ±0.02	151.47 ^c ±0.01	2.17 ^d ±0.01	42.55 ^d ±0.01	30.40 ^d ±0.01
MCOD	66.58 ^c ±0.01	12.40 ^c ±0.01	149.47 ^d ±0.02	2.68 ^c ±0.01	51.25 ^c ±0.01	33.14 ^c ±0.02
MCOE	79.81 ^b ±0.01	19.31 ^b ±0.01	139.72 ^e ±0.01	3.11 ^b ±0.01	56.25 ^b ±0.01	37.35 ^b ±0.01
MCOF	80.87 ^a ±0.01	24.50 ^a ±0.01	127.23 ^f ±0.01	3.17 ^a ±0.01	68.74 ^a ±0.01	39.98 ^a ±0.01

Mean values are of triplicate determinations. Mean values within a column with different superscripts are significantly different at ($p < 0.05$).

KEYS:

A= 100% Maize; B= 90% maize: 5% cowpea: 5% OFSP; C= 80% maize: 15% cowpea: 5% OFSP

D= 70% maize: 20% cowpea: 10% OFSP; E= 60% maize: 25% cowpea: 15% OFSP; F= 50% maize: 30% cowpea: 20% OFSP

Invitro Protein Digestibility

% invitro protein digestibility of the complementary food ranged from 30.29% in sample MCOA and 48.77% in sample MCOF. There was significant increase ($P < 0.05$) in the IVPD of the samples with sample MCOF (48.77%) having higher IVPD than all the samples. The high protein digestibility in samples substituted with higher proportion of Cowpea flours (20 -30%) could be attributed to the high protein composition of cowpea than maize. The result obtained in this study is lower than that obtained by Anigo *et al.* [47] for protein digestibility of complementary food (72.51 – 82.17%) formulated from guinea corn, maize, sorghum, millet, groundnut and soybean. The result is also comparable with Bazaz *et al.* [48] who reported an increase in IVPD in complementary food formulated from rice with different proportions of

Comment [WPS_16578112]: indicate the table corresponding to this discussion

Comment [WPS_16578113]: remove

Comment [WPS_16578114]: remove

Comment [WPS_16578115]: remove

Comment [WPS_16578116]: remove

sprouted green gram. It's also in agreement with those obtained by Ghavidel and Prakash [49] for green gram and Perez-conesa, Ros and Periago [50] for infant cereals. Increase in protein digestibility of this study might be due to either reduction of anti-nutritional factors and/ or denaturation of proteins making them more available to proteolytic enzyme activity [51]. The nutritional quality of any protein relates to its amino acid composition, digestibility and ability to supply the essential amino acids in the amount required by the species consuming the protein [52]. Protein is needed as building blocks for the body, necessary for growth and for the repair of damaged tissues [53].

Comment [WPS_16578117]: remove

Comment [WPS_16578118]: remove

Table 5: Protein Digestibility (%) of the Complementary Foods

Samples	IVPD (%)
MCOA	30.29 ^d ± 0.02
MCOB	31.31 ^d ± 0.69
MCOC	39.51 ^c ± 0.01
MCOD	43.29 ^b ± 0.01
MCOE	43.79 ^b ± 0.02
MCOF	48.77 ^a ± 0.76
LSD	1.15

Mean values are of triplicate determinations. Mean values within a column with different superscripts are significantly different at (p <0.05).

KEYS:

MCOA= 100% Maize

MCOB= 90% maize: 5% cowpea: 5% OFSP

MCOC= 80% maize: 15% cowpea: 5% OFSP

MCOD= 70% maize: 20% cowpea: 10% OFSP

MCOE= 60% maize: 25% cowpea: 15% OFSP

MCOF= 50% maize: 30% cowpea: 20% OFSP

LSD = Least Significant Difference

Conclusion

Complementary foods were successfully formulated using Maize, Cowpea and OFSP. The complementary foods showed nutritional values higher than the control. The proximate composition of all the samples were within the recommended values except for fats which was lower than the recommended value. The mineral values of all the complementary foods were less than the recommended values except for iron (8-18mg/day) and magnesium (0.04mg/day) which were within the recommended values. The vitamins contents of complementary food were also less than the recommended value except for β-carotene in sample with 30% cowpea and 20% OFSP of the complementary food. Although these values can be reached if an infant consumes more than 300 g daily which an infant is likely to consume. %IVPD increased as a result of increase in cowpea substitution, since cowpea is rich in protein. There was significant increase in the nutritional composition of the complementary food as the substitution of OFSP, and Cowpea flours were increased. The concentration of these minerals were found to be highest in samples, substituted with 25% cowpea and 15% OFSP, 30% cowpea and 20%, indicating that these samples are suitable for use as complementary foods.

REFERENCES

- [1] Kleinman RE. Complementary Feeding. Pediatric Nutrition Handbook. 5th edn. ELK Grove Village IL: App, 2004; Pp. 157-162.
- [2] Barber LI, Obinna-Echem PC, Ogburia EM. Proximate composition micronutrient and sensory properties of complementary food formulated from fermented maize, soybeans and carrot flours. *SkyJournal of Food Science*, 2017; 6(3):033 – 039.
- [3] Adebayo-Oyetoro AO, Olatidoye OP, Ogunpide OO, Akande EA, Isaiah CG. Production and quality evaluation of complementary food formulated from fermented sorghum, walnut and ginger. *Journal of Applied Biosciences*, 2012; 54:3901-3910.
- [4] Federal Ministry of Health (FMH) National policy on infant and young child feeding in Nigeria, Abuja, Nigeria, 2005.
- [5] Udoh EE, Amodu OK. Complementary feeding practices among mothers and nutritional status of infants in Akpabuyo Area, Cross River State Nigeria. *Springer Plus*, 2016; 5(1): 1-9.
- [6] Sule EI, Umoh VJ, Whomg CMZ, Abdullahi LO, Alabi O. Chemical and nutritional value of maize and maize products obtained from selected markets in Kaduna State, Nigeria. *African Journal of Food Science and Technology*, 2014; 5(4):100-104.
- [7] Gopalan C, Rama Sastri BV, Balasubramanian S. *Nutritive value of Indian foods*. Hyderabad: National Institute of Nutrition (NIN), ICMR, 2007.
- [8] Shah TR, Prasad K, Kumar P. Studies on physicochemical and functional characteristics of asparagus bean flour and maize flour. In G. C. Mishra (Ed.), *Conceptual frame work and innovations in agroecology and food sciences* (1st ed., pp. 103–105). New Delhi: Krishi Sanskriti Publications, 2015.
- [9] Michaud DS, Feskanich D, Rimm EB, Colditz GA, Speizer FE, Willett WC, Giovannucci E. Intake of specific carotenoids and risk of lung cancer in 2 prospective US cohorts. *American Journal of Clinical Nutrition*, 2000; 72:990-997.
- [10] Mune MA, Minka SR, Mbome LI. Response surface methodology for optimization of protein concentrate from cowpea (*Vigna unguiculata* (L.) Walp. *Food Chemistry*, 2013; 110: 735-741.
- [11] Afoakwa EO, Yenyi SE, Sakyi-dawson E. Response surface methodology for optimizing the pre-processing conditions during canning of a newly developed and promising cowpea (*Vigna unguiculata*) variety. *Journal of Food Engineering*, 2006; 73: 346-357.
- [12] Odedeji JO, Oyeleke WA. Proximate, Physicochemical and Organoleptic Properties of Whole and dehulled Cowpea Seed Flour (*Vigna unguiculata*). *Pakistan Journal of Nutrition*, 2011; 10: 1175-1178.
- [13] Modu S, Laminu HH, Abba SF. Evaluation of the Nutritional value of a composite meal prepared from pearl millet (*Pennisetum typhoides*) and cowpea (*Vigna unguiculata*). *Journal of Applied Science*, 2010; 3(1):164-168
- [14] Mitra S. Nutritional Status of Orange-Fleshed Sweet Potatoes in Alleviating Vitamin A Malnutrition through a Food-Based Approach. *Journal of Nutrition and Food Sciences*, 2012; 2(8): 1-3.
- [15] Vimala B, Nambisan B, Hariprakash B. Retention of carotenoids in orange-fleshed sweet potato during processing. *J. Food Sci Technol.*, 2011; 48(4):520-524

- [16] Owade JO, Abong GO, Okoth MW. Production, Utilization and Nutritional Benefits of Orange fleshed sweet potato (OFSP) Puree Bread: A Review. *Curr. Res. Nutr. Food Sci.* 2018; 6(3):644-655.
- [17] Obinna-Echem PC, Barber LI, Jonah PC. Effect of germination and pre gelatinization on the proximate composition and pasting properties of maize flour a base ingredient for cereal-based infant complementary food. *International Journal of Biotechnology and Food Science*, 2019; 7(3):30-37.
- [18] Eke-Ejiofor J, Onyeso BU. Effect of processing methods on the physicochemical, mineral and carotene content of orange fleshed sweet potato (OFSP). *Journal of Food Research*, 2019; 8(3):50-58.
- [19] Keyata EO, Abera S, Fikre A. Effect of Processing Methods on Proximate Composition and Functional Properties of Improved Chickpea (*Cicer arietinum L.*) Varieties Grown in Ethiopia. *Food Science and Quality Management*, 2018; 72:36-42
- [20] AOAC. Official Methods of Analysis of the Association of Official Analytical Chemists, 20th ed, 2012. Available: <https://doi.10.1021/jf0606959>
- [21] Adebayo-Oyetoro AO, Olatidoye OP, Ogunpide OO, Akande EA, Isaiah CG. Production and quality evaluation of complementary food formulated from fermented sorghum, walnut and ginger. *Journal of Applied Biosciences*, 2012; 54:3901-3910.
- [22] AOAC. Official Methods of Analysis, 13th Edition Association of Official Analytical Chemists, Washington DC, 1980.
- [23] Manjula S, John E. Biochemical changes and in vitro protein digestibility of endosperm of germinating *Dolichos lablab*. *J Sci. Food Agric.*, 1991; 55: 529-538.
- [24] Wahua TAT. Applied Statistics for Scientific Studies. African Link Press, Aba, Nigeria, 1999.
- [25] Adeoti OA, Alabi AO, Azeez LA, Adedokun SO. Preliminary study on the nutritional and functional properties of complementary food from malted millet (*Pennisetum glaucum*) enriched with defatted and protein isolate of fluted pumpkin seed (*Telferia occidentalis*). *Journal of Food Technology and Preservation*, 2020; 4(6): 1-10.
- [26] Fasuan TO, Fawale SO, Enwerem DE, Uche N, Ayodele EA. Physicochemical, functional and economic analysis of complementary food from cereal, oilseed and animal polypeptide. *International Food Research Journal*, 2017; 24(1), 275–283.
- [27] Obasi NE, Ukkah OG, Okakpu CJ. Formulation and evaluation of complementary foods from flour blends of sprouted paddy rice (*Oryza sativa*), sprouted African yam bean (*Sphenostylissternocarpa*) and pawpaw fruit (*Carica papaya*). *Advances in Research*, 2018; 15(5): 1-18.,
- [28] FAO/WHO. Codex standards for processed cereal-based (including guidelines on formulated supplementary foods for older infants and young children). World Health Organization, Geneva, Switzerland, 1991.
- [29] Omosuli SV, Ibrahim TA, Olawale-Olakunle OE. Nutritional quality and microbial density of sweet potato flour fortified with soybean and crayfish flours. *International Journal of Advanced Academic Studies*, 2019; 1(2): 133-137.
- [30] Okaka JC, Akobundu ENT, Okaka ANC. Food and Human Nutrition: An integrated approach. 2nd Ed. Ocjanco Academic Publishers Ltd, Enugu, Nigeria, 2006; pp. 68-70.
- [31] Onabanjo OO, Akinyemi CO, Agbon CA. Characteristics of complementary foods produced from sorghum, sesame, carrot and crayfish. *Journal of Natural Sciences, Engineering and Technology*, 2009; 8(1): 71-83.

- [32] World Health Organization/United Nations Children's Fund. Global Strategy for infants and young child feeding. Geneva WHO press (2003).
- [33] Sebben JA, Trierweiler LF, Trierweiler JO. Orange-fleshed sweet potato flour obtained by drying in microwave and hot air. *Journal of Food Processing and Preservation*, 2016; 41(1): 12744 – 12752.
- [34] Nicanuru C, Laswai HS, Sila DN. Effect of sun-drying on nutrient content of orange fleshed sweet potato tubers in Tanzania. *Sky Journal of Food Science*, 2015; 4(7):91-101.
- [35] Institute of Medicine, Food and Nutrition Board. Beta-carotene and other carotenoids. Dietary reference intakes for vitamin C, vitamin E, selenium, and carotenoids. Washington D.C.; National Academy Press, 2000; Pp. 325-400.
- [36] Haile F, Admassu S, Fisseha A. Effects of Pre-treatments and Drying Methods on Chemical Composition, Microbial and Sensory Quality of Orange-Fleshed Sweet Potato Flour and Porridge. *American Journal of Food Science and Technology*, 2015; 3(3):82-88.
- [37] Ezeokeke, CT, Onuoha AB. Nutrient composition of cereal (maize), legume (soybean) and fruit (banana) as a complementary food for older infants and their sensory assessment. *Journal of Food Science and Engineering*, 2016; 6: 139-148.
- [38] Plunkett A, Ainsworth P. The influence of barrel temperature and screw speed on the retention of L-ascorbic acid in a extruded rice based snack product. *Journal of Food Engineering*. 2007; 78(4): 1127-1133.
- [39] FAO/OMS. Programme mixte FAO/OMS sur les norms alimentaires. Rapport des vingt-septieme sessions du comite du codex sur la nutrition et les aliments dietetiques ou de regime. ALINOM, 06/29/26, 2006; 105 p.
- [40] Egbujie AE, Okoye JI. Chemical and sensory evaluation of complementary foods produced from sorghum, African yam bean and crayfish flours. *International Journal of Food Science and Nutrition*, 2019; 4(3): 114-119.
- [41] Rashida P, Mohammed A, Satter SA, Jabin NA, Foridul I, Kamruzzaman M, Dipak KP. Studies on the development and evaluation of cereal based highly nutritive supplementary food for young children. *International Journal of Innovation and Applied Studies*, 2014; 9(2): 974-984.
- [42] Ijarotimi OS. Nutrient composition and bio-nutritional characteristics of potential complementary foods produced from popcorn, soybean cake and wonderful kola flour. *Annals. Food Science and Technology*, 2017; 18(4): 593- 607.
- [43] Okoye JI, Ojobor CC. Proximate composition, energy content and sensory properties of complementary foods produced from blends of sorghum and African yam bean flour. *International Journal of Scientific and Technology Research*, 2016; 5(7): 274-277.
- [44] Okoye JI, Egbujie AE. Nutritional and sensory properties of maize-based complementary foods fortified with soybean and sweet potato flours. *Discourse Journal of Agriculture and Food Sciences*, 2018; 6(3): 17-24.
- [45] Oyegoke TG, Adedayo EO, Fasuyi FO, Oyegoke DA. Vitamin and mineral composition of complementary food formulated from yellow maize, soybean, millet and carrot composite flours. *International Journal of Science and Research*, 2018; 9(2): 450-456.
- [46] Verbalis JG, Barsony J, Sugimura Y. Hyponatremia induced osteoporosis. *Journal of Bone and Mineral Resources*, 2016; 25:554–563.

- [47] Anigo KM, Ameh DA, Ibrahim S, Danbauchi SS. Nutrient composition of complementary food gruels formulated from malted cereals, soybeans and groundnut for use in North-western Nigeria. *African Journal of Food Science*, 2010; 4(3): 65-72.
- [48] Bazaz R, Wagas NB, Farooq AM. Development and quality education of hypoallergic complementary foods from rice incorporated with sprouted green gram flour, *Cogent Food and Agriculture*, 2016; 2(1):115-4714
- [49] Ghavidel RA, Prakash J. The impact of germination and dehulling on nutrients, antinutrients, invitro iron and calcium bioavailability and invitro starch and protein digestibility of some legume seeds. *LWT – Food Science and Technology*, 2007;40: 1292 – 1299.
- [50] Perez-Conesa D, Ros G, Periago MJ. Protein nutritional quality of infant cereals during processing. *Journal of Cereal Science*, 2007; 36: 125 – 133.
- [51] Viswanathan K, Ho P. Fortification of white flat bread with sprouted red kidney bean (*Phaseolus vulgaris*). *Acta Scientiarum Polonorum Technologia Alimentaria*, 2014; 13: 27 – 34
- [52] Endres JG. *Soy Protein Products: Characteristics, Nutritional Aspects, and Utilization*. Routledge, Taylor and Francis Group, 2001.
- [53] Wardlaw GM. *Perspectives in Nutrition*. (6th ed.). McGraw Hill Companies, New York, U.S.A, 2004.