

Effect of organic and inorganic nutrient management on productivity, cost economics and energy use efficiency in sesame

Abstract

Field experiments were carried out to assess the soil physicochemical properties, yield, quality, energy use and profit analysis of sesame and under organic *vis-à-vis* conventional production systems for three consecutive seasons. The soil organic C, available N, P, K and micronutrients recorded a slight rise in the organic production system over three seasons. The mean total energy input expended in the production of sesame using organic inputs was much lower (3,586.9 MJ ha⁻¹) compared to that with inorganic fertilizers (5,156.3 MJ ha⁻¹). Manures/Fertilizers and diesel inputs dominated the total energy inputs for both the production systems. However, the energy output obtained was higher in the inorganic production system (12,000 MJ) than in organic production system (9,375 MJ). The cost of cultivation of sesame was Rs. 12807 ha⁻¹ and Rs. 16413 ha⁻¹ under inorganic and organic farming, respectively. Organic sesame yield was about 22 per cent less compared to inorganic production system. At least 40% price premium for organic sesame may be required to offset the higher cost of cultivation and low yields under organic production system compared with inorganic production system especially during initial years. Renewable energy input utilization was higher (66 %) in organic than in inorganic production systems (13%). Energy efficiency and productivity was higher in organic than inorganic sesame production system by 12 per cent and 10 per cent, respectively. Since, the organic production system is more energy efficient and it is recommended that sesame production under organic farming should be encouraged for environmental and economic sustainability.

Key words: Sesame, Organic farming, Soil properties, Yield, Economics, Energy efficiency

Introduction

Sesamum (*Sesamum indicum* L.) is one of the oldest and most traditional oilseed crops, valued for its high quality seed oil. Seeds of sesame is a rich source of protein and edible oil which is 20 per cent and 50 per cent, respectively and also contain a high amount of saturated fatty acids (47% oleic acid and 39% linolenic acid) and due to presence of some natural antioxidants such as sesamol, sesamin and sesamol, sesame oil has very good stability (Moazzami *et al.* 2006). Sesame oil is a known dietary source having high nutraceutical value (Gauthaman and Mohamed saleem, 2009). The oil of sesame is used for cooking, baking, candy making, soaps and as alternative medicine (Kafiriti and Deckers, 2001). The sesame oil cake is a

very good for cattle feed since it contains 32 per cent crude protein of high biological value (Alam *et al.*, 2007). Sesame is drought resistant crop, which can be easily grown under rainfed conditions. India is the world's leading producer of sesame with largest cultivated area of about 1.79 m ha (45% of the world cultivation area) and the total production is 8.02 lakh tones with the productivity of 448 kg ha⁻¹. In India sesame is cultivated in the states of Uttar Pradesh, Rajasthan, Madhya Pradesh, Andhra Pradesh, Maharashtra, Gujarat, Tamil Nadu and Orissa and Karnataka. In Andhra Pradesh, it is cultivated in an area of 0.61 lakh hectares with a production of 0.2 lakh tonnes and productivity of 321 kg ha⁻¹ (Anonymous, 2017). The modernization of agriculture resulted into the extensive use of chemical fertilizers, indiscriminate use of pesticides, development of pesticide/herbicide resistance, pesticide residue in produce and disruption and degradation of agro-ecosystems. Excessive use of agro-chemicals increases pollution, decreases soil productivity and leads to nutrient imbalance (Verma *et al.*, 2020).

Organic farming, which is considered alternative agriculture, provides quality and safe products and benefits the environment (Willer and Lernoud, 2019) because, in organic farming, the use of chemical fertilizers and artificial pesticides is prohibited. Organic agriculture is one of the fastest growing sectors of agricultural production. In this regard, soil remediation with green manure, animal manure, compost, and pest control with natural methods (biological extracts) are the main operations (Suddhiyam *et al.*, 2009; Atkinson and Christine, 2019). Organic fertilizers have also been reported to greatly improve water holding capacity, soil aeration, soil structure, nutrient retention and microbial activity (Anonymous, 2007). Popularizing use of organics to reduce the dependence on chemical fertilizers and to contribute to pollution free environment is the greatest need of the hour. With the growing health consciousness, the international demand and export of sesame are continuously increasing. It has emerged as a valuable export crop,

earning more than Rs. 1000 crores from the export of 2.5 lakh tonnes of sesame seed (Duhoon *et al.*, 2004). Hence, it is necessary to explore the possibility of enhancing the productivity and export of sesame through organic farming. Nutrient management is one of the most critical management areas for organic growers. Hence, there is need for research on organically approved soil amendments and methods for improving soil fertility in organic farming systems, particularly during initial years. Therefore, this experiment was conducted to investigate the soil physicochemical properties as well as soil nutrient status, sesame yield, quality, energy use and profit analysis under organic vis-à-vis inorganic production systems.

Materials and Methods

A field study was carried out at Agricultural Research Station, Yellamanchili in Visakhapatnam district of Andhra Pradesh, India during *rabi* 2016-17, *kharif* 2017-18 and *rabi* 2017-18. The site is located at 17.5701° N latitude and 82.8499° E longitude with an altitude of 23.0 m above mean sea level. The experiment was laid out in 2 blocks *i.e.* organic and inorganic with a buffer zone between the blocks. The two treatments *i.e.* inorganic and organic were designed based on the available data and package of practices evolved for the crop and using permitted inputs in case of organic treatment. The inorganic system included application of recommended dose of chemical fertilizers (40:20:20 kg NPK ha⁻¹) and recommended pest management module *viz.* seed treatment with thiram 3 g kg⁻¹ seed; spray of dimethoate 2 ml L⁻¹ water for control of thrips/red spider mites; chlorpyrifos 2.5 ml L⁻¹ for pod-fly; monocrotophos 1.6 ml L⁻¹ for pod borer; copper oxychloride 3 ml L⁻¹ for stem/root rot, mancozeb 3 g L⁻¹ for ~~Alternaria~~Alt

Sesame cv. YLM-66 was sown @ 5 Kg seeds/ha with a spacing of 30 cm between the rows and 10 cm between the plants. Thinning of and gap filling was done 7 days after

sowing. The organic manures were applied 2-3 weeks before sowing and chemical fertilizers were applied at the time of sowing. Two hand weedings were carried out at 20 and 40 days after sowing in all the plots. Recommended doses of 40 kg N + 20 kg P₂O₅ + 20 kg K₂O/ha was given through urea (46% N), single super phosph ernaria leaf spot, removal of plants for phyllody and sulfur dust 3 g L⁻¹ for control of powdery mildew. The organic system included seed treatment with *Trichoderma viridae* @ 10 g kg⁻¹ seed, basal application of 10 t ha⁻¹ FYM + *Trichoderma viridae* (2 kg 20 kg⁻¹ FYM) + Azospirillum (2 kg 100 kg⁻¹ FYM); Top dressing of Neem cake at 20 & 40 DAS @ 100 kg acre⁻¹ in each split, Application of Jeevamrut (3 %) @ 30 & 50 DAS, and pest management with *Trichoderma* (0.4%) seed treatment and neem oil spray @ 5 ml L⁻¹ thrice at 15, 30 and 45 DAS. The average nutrient contents of organic amendments used in the experiment are given in Table 1.

Table 1 : Nutrient contents (%) of organic amendments used in the experiment

Organic amendment	N	P	K
FYM	0.5	0.2	0.5
Neem cake	3.0	0.5	0.7

~~at~~ Sesame cv. YLM-66 was sown @ 5 Kg seeds/ha with a spacing of 30 cm between the rows and 10 cm between the plants. Thinning of and gap filling was done 7 days after sowing. ~~The organic manures were applied 2-3 weeks before sowing and chemical fertilizers were applied at the time of sowing. Two hand weedings were carried out at 20 and 40 days after sowing in all the plots. Recommended doses of 40 kg N + 20 kg P₂O₅ + 20 kg K₂O/ha was given through urea (46% N), single super phosphate~~ (16% P₂O₅) and muriate of potash (60% K₂O) to the sesame crop. Half of the total nitrogen was applied at the time of sowing and rest of nitrogen was top dressed at 30 days after sowing. Full dose of P₂O₅ and K₂O was given at the time of sowing. Recommended agronomic practices and plant protection measures were followed to maintain a

good crop. Observations on growth, yield attributes and seed yield were recorded at the time of harvest. Soil samples were collected from the surface layer (0- 15 cm) of all the plots before treatment applications and immediately after sesame harvest in both the years. Soil analysis was done as per standard procedures to estimate the impact of organic management on different physicochemical properties of soil. Seed oil content (%) was determined by using Soxhlet method and seed protein content was determined by using Khejidal method (% protein = % nitrogen in seed × 6.25). Seed oil yield (kg ha⁻¹) and protein yield (kg ha⁻¹) were calculated by multiplying oil and protein percentage with seed yield per ha. Economics of sesame cultivation, as influenced by organic and inorganic management were calculated based on the prevailing cost of input/operations and price of produce. Economic evaluation of organic sesame cultivation was also done by assuming different price premiums (0-40%) for the produce to assess whether sesame can be profitably grown under organic farming conditions in comparison with inorganic practice.

The energy equivalent of inputs and output of sesame production using organic and inorganic production systems

<u>The energy equivalent of inputs and output of sesame production using organic and inorganic production sysP</u>	<u>(kg)</u>	<u>12.44</u>	
<u>K</u>	<u>(kg)</u>	<u>11.5</u>	

According tems were derived from the following sources (Table 2).

Table 2. Energy equivalent of inputs and output in agricultural production

Variables	Unit	Energy equivalent (MJ unit ⁻¹)	References
-----------	------	--	------------

Labour	(h)	01.96	Erdal <i>et al.</i> , 2007; Akpinar <i>et al.</i> , 2009
Machinery	(h)	62.70	Erdal <i>et al.</i> , 2007; Akpinar <i>et al.</i> , 2009
Pesticides	(Lt)	10.00	Abubakar and Ahmed, 2010
Manure	(kg)	0.30	Hatirli <i>et al.</i> , 2006; Erdal <i>et al.</i> , 2007
Diesel oil	(Lt)	56.31	Erdal <i>et al.</i> , 2007; Akpinar <i>et al.</i> , 2009
Sesame seed	(kg)	15.2	Akpinar <i>et al.</i> , 2009
Sesame yield	(kg)	25.0	Akpinar <i>et al.</i> , 2009
Fertilizer			
N	(kg)	66.14	Hatirli <i>et al.</i> (2006); Erdal <i>et al.</i> (2007)
P	(kg)	12.44	
K	(kg)	11.5	

Formatted Table

Split Cells

According to Hatirli *et al.* (2006) and Erdal *et al.* (2007), the energy equivalent of a unit of elemental N, P and K was 66.14, 12.44 and 11.5 MJ kg⁻¹, respectively.

Energy use efficiency and energy productivity were estimated as follows:

$$\text{Energy efficiency} = \frac{\text{Energy output (MJ ha}^{-1}\text{)}}{\text{Energy inputs (MJ ha}^{-1}\text{)}}$$

$$\text{Energy productivity} = \frac{\text{Output of sesame (kg ha}^{-1}\text{)}}{\text{Energy input (MJ ha}^{-1}\text{)}}$$

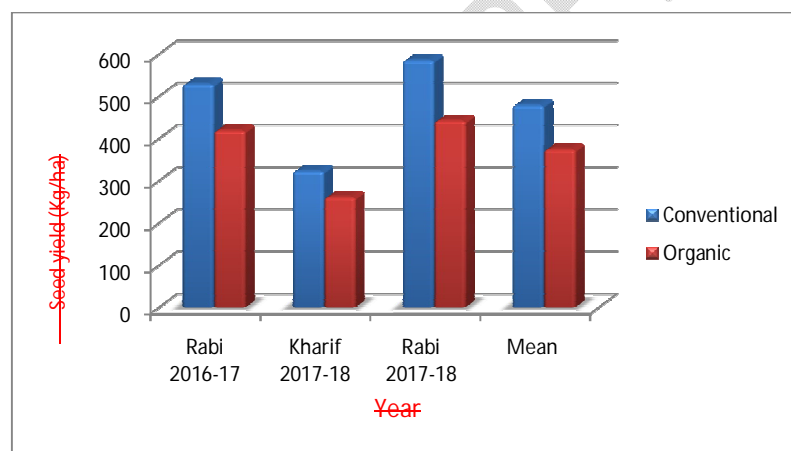
Results and Discussion

The data regarding growth, yield attributes and yield of sesame are presented in Table 3. The higher plant height (112 cm), maximum number of branches plant⁻¹ (4.8), number of capsules per plant (97.4) and test weight (3.0 g) was recorded under inorganic farming than under organic farming during three consecutive seasons of experimentation. This might be due to the quick release and increased availability of nutrients as compared to organic sources of nutrients. Similar results were also obtained by Verma *et al.* (2013); Deshmukh M R and Duhoon S S (2008); Imayavaramban *et al.* (2002).

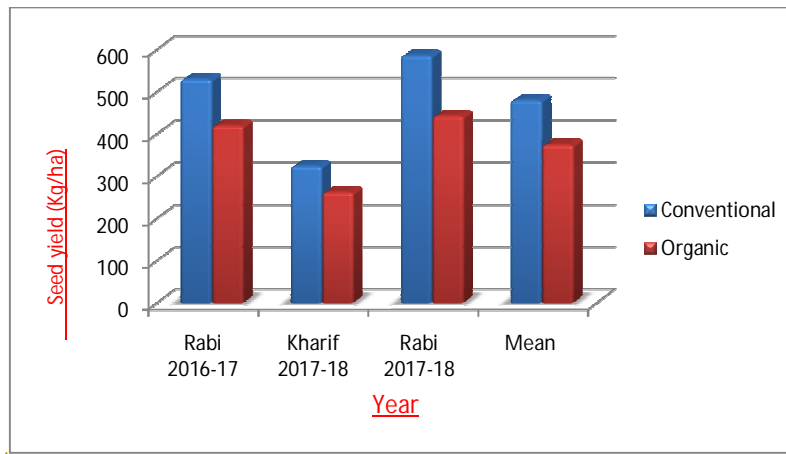
Yield of sesame

The seed yields were higher under inorganic farming (530 kg ha⁻¹, 324 kg ha⁻¹ and 586 kg ha⁻¹, respectively) than under organic farming (420 kg ha⁻¹, 262 kg ha⁻¹ and 443 kg ha⁻¹,

respectively during *rabi* 2016-17, *kharif* 2017-18 and *rabi* 2017-18, respectively) in three consecutive seasons (Fig. 1). Organic mean sesame yield (375 kg ha⁻¹) was about 22 % less compared to inorganic farming (480 kg ha⁻¹). Lower seed yields in the plots under organic management may have been associated with the less readily available nutrients in the initial years of transition as nutrient cycling processes in first-year organic systems change from inorganic N fertilization to organic amendments (Reider *et al.*, 2000) and slower release rates of organic materials (Liebhardt *et al.*, 1989; MacRae *et al.*, 1993). The organic mean sesame stover yields are on average 15 % lower than inorganic yield (table 3). However, Duhoon *et al.* (2004) reported that yield levels under organic farming may further improve over the years in sesame.



Formatted: Font: (Default) Times New Roman, 12 pt, Bold

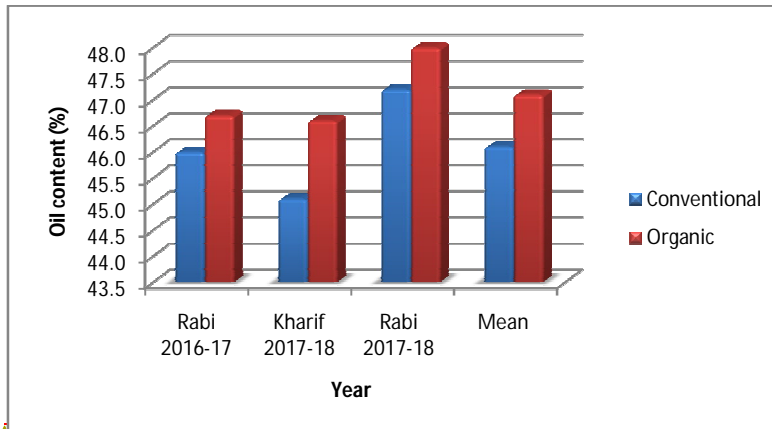


Formatted: Font: (Default) Times New Roman, 12 pt, Bold

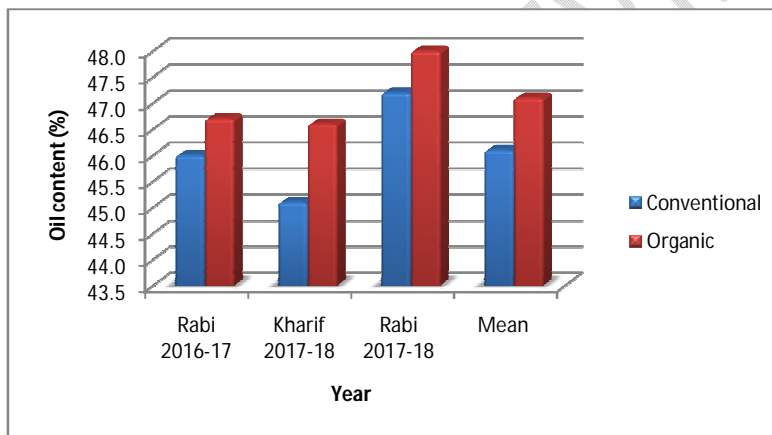
Fig. 1: Yield of sesame under different productionsystems

Quality of sesame oil

The oil (%), oil yield (kg/ha) and protein content of sesame under inorganic and organic farming are presented in Table 4. Organically grown sesame seeds had marginally higher oil content (47.1 %) compared with inorganic treatment (46.1) in three consecutive seasons (Fig. 2). The protein content (%) in sesamum was also found slightly higher under organic farming (23.3 %) compared to inorganic management system (22.1%). The results corroborate the findings of Thirupathi *et al.*, (2001) Ghosh *et al.*, (2013) and Verma *et al.*, (2012).



Formatted: Font: 12 pt



Formatted: Font: (Default) Times New Roman, 12 pt

Fig. 2: Oil content (%) of sesame grown under different production systems

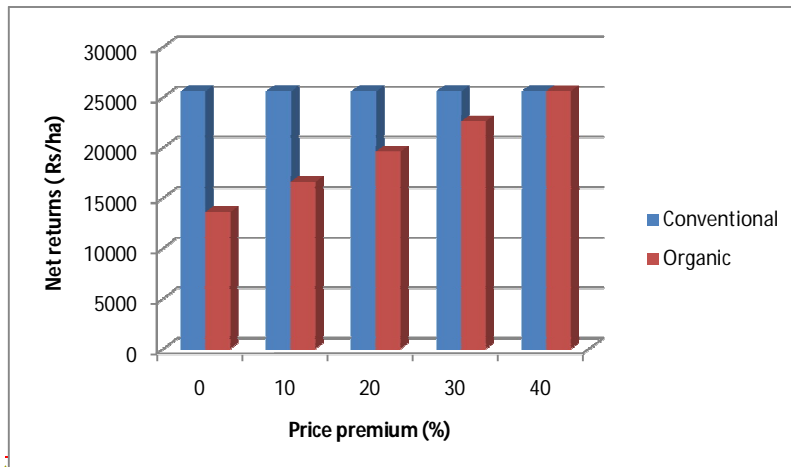
Soil fertility

Organic cultivation of sesame resulted in the buildup of soil organic C (0.34 %) as compared to inorganic (0.25%) treatment (Table 5). Soil organic C levels may increase linearly with the amount of organic matter input depending on soil type, climate, management, and the capacity of a soil to store organic matter (Carter, 2002; Clark *et al.*, 1998). The available N, P and K contents were also higher under organic management than those under inorganic treatment. Similarly, organically managed plots had higher levels of DTPA- extractable micronutrients (Zn,

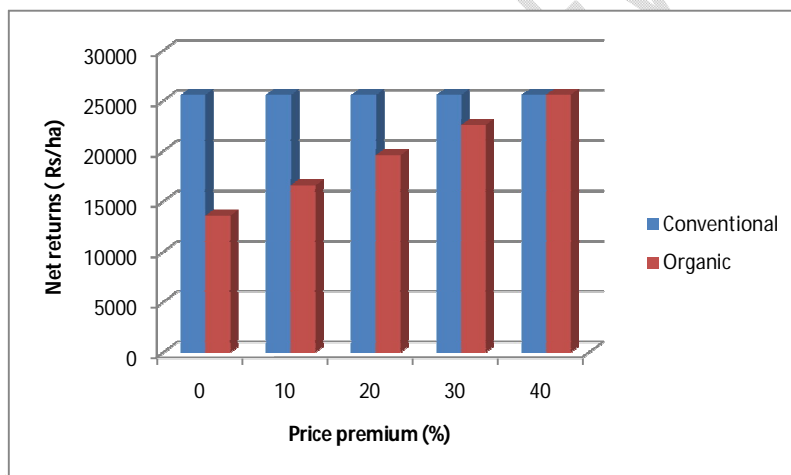
Cu, Mn and Fe) than inorganic treatments. These results are in line of the findings of Gopinath *et al.* (2011), Deshmukh *et al.* (2002).

Economics

The cost of cultivation of sesame was Rs. 12807 and Rs. 16413 per hectare under inorganic and organic farming, respectively. Higher cost of cultivation under organic management was mainly due to more input costs particularly for purchase of neem cake. The net return from organic sesame was about 47 % less compared with inorganic production system (Fig. 3). Furthermore, the reduction in net return from organic management was 35, 23 and 12% at 10, 20 and 30% price premium, respectively compared with inorganic management. However, at 40% price premium for organic sesame the net returns from organic sesame was comparable with that of inorganic sesame. Therefore, at least 40% price premium for organic sesame may be required to offset the higher cost of cultivation and low yields under organic production system compared with inorganic production system particularly during initial years.



Formatted: Font: 12 pt, Condensed by 2.55 pt



Formatted: Font: (Default) Times New Roman, 12 pt, Condensed by 2.55 pt

Fig. 3: Net return at different price premiums for organic sesame

Energy inputs and outputs for sesame production

The total energy expenditure, energy use efficiency & productivity of sesame under organic and inorganic production system are shown in Tables 7 and 8. A total of 3,586.9 MJ of energy input was used in production per hectare for organic sesame, against 5,156.3 MJ for the inorganic system. This shows that energy input required in production of sesame under inorganic production system is higher by 30 % than under organic farming. Manures/fertilizers and diesel

constituted major sources of energy inputs for both production systems (organic and inorganic) as they contributed 46, 28, and 60, 22 % of total energy inputs, respectively.

The amount of labour energy input used for routine practices (seed planting, fertiliser application, spraying of pesticides and weeding), accounted for the dominant share (36 and 31%) in the total labour energy input used in organic and in inorganic production systems, respectively.

Energy output of sesame production per hectare under organic and inorganic production systems were 9,375 and 12,000 MJ, respectively. This shows an increase of 28 % over energy output from organic sesame production system.

The energy output/input ratio (energy efficiency) for sesame production per hectare under organic farming was 2.6, against 2.3 for inorganic sesame. Energy productivities were 0.10 and 0.09 kg MJ ha⁻¹ of sesame production under organic and inorganic production system. This implies that sesame production under organic farming is more energy efficient (12%) and productive (10 %) than under inorganic production system. Higher energy efficiency of sesame grown under organic farming was also reported by Mendoza (2002).

Energy input in form of renewable and non-renewable.

The total energy input in form of direct, indirect, renewable and non-renewable used in production of sesame under organic and inorganic production system were shown in Table 9. The direct energy sources were human and diesel oil; while indirect sources of energy were machinery, manure, pesticides, NPK and sesame seed. Human, manure and sesame seed were sources of renewable energy, while machinery, pesticides, NPK and diesel oil constituted non-renewable sources of energy used in production of sesame in the study. Table 9 shows that the sesame production under organic farming consumed 46 % of direct energy, against 33% for

inorganic fertilized sesame. The renewable energy utilization was higher (66%) under organic sesame than those of inorganic production systems (13%). That is, inorganic sesame production system used more (87%) of non renewable energy. This agrees with the findings of Umar and Ibrahim (2012).

Conclusion

The comparison of organic and inorganic production of sesame under rainfed conditions revealed that there was 22 % reduction in sesame yield under organic management. However, organic management improved soil properties in terms of soil organic C and available nutrients. Sesame production using organic fertilizer is more efficient (2.6) and productive (0.10 kg MJ) in terms of energy utilization than inorganic production systems (2.3 and 0.09 kg MJ, respectively). At least 40% price premium for organic sesame may be required to offset the higher cost of cultivation and low yields under organic production system compared with inorganic production system particularly during initial years.

Table 3: Growth and yield of sesame as affected by different production systems

Treatment	Plant height (cm)				No. of branches / Plant				No. of capsules / Plant			
	Rabi 2016-17	Kharif 2017-18	Rabi 2017-18	Mean	Rabi 2016-17	Kharif 2017-18	Rabi 2017-18	Mean	Rabi 2016-17	Kharif 2017-18	Rabi 2017-18	Mean
Inorganic	96.3	139.4	99.5	111.7	4.75	4.85	4.81	4.80	96.8	95.1	100.2	97.4
Organic	93.1	135.2	96.1	108.1	4.55	4.65	4.77	4.66	83.5	86.4	86.5	85.5

Treatment	Test weight (g)				Seed yield (Kg/ha)				Stover yield (Kg/ha)			
	Rabi 2016-17	Kharif 2017-18	Rabi 2017-18	Mean	Rabi 2016-17	Kharif 2017-18	Rabi 2017-18	Mean	Rabi 2016-17	Kharif 2017-18	Rabi 2017-18	Mean
Inorganic	3.0	2.6	3.4	3.0	530	324	586	480	1773	1841	1864	1826
Organic	2.1	2.0	2.4	2.2	420	262	443	375	1448	1499	1636	1528

Table 4: Oil content (%) and Protein content (%) of sesame as affected by different production systems

Treatment	Oil content (%)				Oil yield (Kg/ha)				Protein content (%)			
	Rabi 2016-17	Kharif 2017-18	Rabi 2017-18	Mean	Rabi 2016-17	Kharif 2017-18	Rabi 2017-18	Mean	Rabi 2016-17	Kharif 2017-18	Rabi 2017-18	Mean
Inorganic	46.0	45.1	47.2	46.1	244	146	277	222	22.2	22.0	22.0	22.1
Organic	46.7	46.6	48.0	47.1	196	122	213	177	23.1	23.2	23.6	23.3

Table 5 : Soil properties under different production systems after two years of experimentation

S.No	Soil property	Inorganic	Organic	Initial value	Method
1.	pH	7.67	7.59	7.45	Glass electrode method (Jackson, 1973)
2.	Organic C (%)	0.25	0.34	0.24	Walkley and Black modified Method (Walkley and Black, 1934)
3.	Available N (kg ha ⁻¹)	178.5	225.0	175.4	Alkaline permanganate method (Subbiah and Asija, 1956)
4.	Available P (kg ha ⁻¹)	29.2	32.6	28.5	Olsen's method (Olsen <i>et al.</i> , 1954)
5.	Available K (kg ha ⁻¹)	96.5	108.5	92.5	Neutral normal ammonium acetate

					method (Muhr <i>et al.</i> , 1965)
6.	DTPA-Zn (ppm)	0.54	0.61	0.56	DTPA extractable method (Lindsay and Norvell, 1978)
7.	DTPA-Cu (ppm)	0.17	0.22	0.20	
8.	DTPA-Mn (ppm)	6.0	6.8	10.2	
9.	DTPA-Fe (ppm)	17.2	18.5	20.2	

Table 6: Economics of sesame as affected by different production systems

Treatment	Gross returns (Rs./ha)				Cost of cultivation (Rs./ha)				Net returns (Rs./ha)				BC Ratio			
	Rabi 2016-17	Kharif 2017-18	Rabi 2017-18	Mean *	Rabi 2016-17	Kharif 2017-18	Rabi 2017-18	Mean	Rabi 2016-17	Kharif 2017-18	Rabi 2017-18	Mean	Rabi 2016-17	Kharif 2017-18	Rabi 2017-18	Mean
Inorganic*	42400	25920	46880	38400	13090	15710	13180	12807	29310	13770	33700	25593	2.23	1.13	2.55	1.97
Organic*	33600	20960	35440	30000	16710	12150	16820	16413	16890	5250	18620	13587	1.01	0.33	1.11	0.82
Organic**	47040	29344	49616	42000	16710	15710	16820	16413	30330	13634	32796	25587	1.82	0.87	1.95	1.54

* Calculated as per price of sesame: ` Rs. 80 kg⁻¹

**At 40 % premium price of sesamum: Rs. 112 kg⁻¹

TABLE 7. Energy input and output for Sesame production under organic farming

Variable	Qty ha ⁻¹	Energy equivalent (MJ)	%
Labour (h)			
Land preparation and sowing	96	188.2	29
Cultural practices	120	235.2	36
Harvesting	66	129.4	20
Threshing and bagging	48	94.1	15
Total labour input	330	646.8	100 (18)
Machinery (h)			
Tillage	2.8	175.6	5

Organic inputs (manure) (kg)	5500	1650.0	46
Pesticides (lt)	2.5	25.0	0.7
Diesel (lt)	18	1013.6	28
Sesame seed (kg)	5	76.0	2.1
Total energy input (MJ)		3586.9	100
Yield (kg)	375	9375.0	
Energy output/input ratio		2.6	
Energy productivity (kg MJ)		0.10	

Figure in parenthesis represents percentage share of total labour energy input in the total energy input

Table 8. Energy input and output for sesame production under inorganic production system

Variable	Qty ha-1	Energy equivalent (MJ)	%
Human labour (hr)			
Land preparation and sowing	78	152.9	26
Cultural practices	96	182.3	31
Harvesting	72	135.2	23
Threshing and bagging	54	113.7	19
Total labour input	300	584.1	100.0 (11.0)
Machinery (hr)			
Tillage	3	175.6	3.0
Inorganic fertilizer			
N	40	2645.6	51
P	20	248.8	4.8
K	20	230	4
Pesticides (lt)	7	70	1.4
Diesel (lt)	20	1126.2	22

Sesame seed (kg)	5	76	1.5
Total energy input (MJ)		5,156.3	100
Yield (kg)	480	12000.0	
Energy output/input ratio		2.3	
Energy productivity (kg MJ)		0.09	

Figure in parenthesis represents percentage share of total labour energy input in the total energy input

Table 9. Energy input per hectare in sesame production in organic and inorganic production systems

Farm type	Total energy (MJ ha ⁻¹)	Direct ^D	Indirect ^I	Renewable ^R	Non renewable ^N
Organic	3586.9	1660.4 (46)	1926.6 (54)	2372.8 (66)	1214.1 (34)
Inorganic	5156.3	1710.3 (33)	3446.0 (67)	660.1 (13)	4496.2 (87)

D = include human and diesel oil ; I = include machinery, manure, pesticides, NPK and seed;

R = include human, manure and seed N = include machinery, pesticides, NPK and diesel oil

Figure in parenthesis represents percentage share of total energy input

References

- Abubakar, M. S. and Ahmed, D. 2010. Pattern of energy consumption in millet production for selected farms in Jigawa, Nigeria. *Australian Journal of Basic and Applied Sciences*. 4(4) : 665-672.
- Akpinar, M. G., Burhan, O., Sayin, C. and Fert, C. 2009. An input-output energy analysis on main and double cropping sesame production. *Journal of Food, Agriculture and Environment*. 7 : 464-467.
- Alam, SMN., Salim, M., Islam, N. and M.N Rahman. 2007. Effect of sowing date and time of harvesting on the yield and yield contributing characters of sesame (*Sesamum indicum* L.) seed. *International Journal of Sustainable Crop Production*. 2(6) : 31-33.
- Anonymous. 2007. Effect of organic and inorganic nutrient sources on soil mineral Nitrogen and maize yields in Western Kenya, 2007, <http://www.agnet.org>.
- Anonymous. 2017. Annual Report of Oilseeds Division, Department of Agriculture, Cooperation and Farmers' welfare, Krishi Bhawan, New Delhi, 2017.
- Atkinson, D. and Christine, A. 2019. The Science beneath Organic Production. Watson, Wiley Blackwell, p 273-288. ISBN 978-1 119-55461-5.
- Carter, M .R. 2002. Soil Quality for Sustainable Land Management: Organic Matter and Aggregation Interactions that Maintain Soil Functions, *Agronomy Journal*, 94 : 38–47.
- Clark, M. S. 1998. Horwath W R , Shennan C and Scow K M, Changes in soil chemical properties resulting from organic and low-input farming practices. *Agronomy Journal*, 90: 662-671.
- Deshmukh, M. R. and Duhoon, S. S. 2008. Effect of organic inputs on sesame (*Sesamum indicum* L.) under rainfed situation in Kymore plateau zone of Madhya Pradesh (India). *Journal of Maharashtra Agricultural Universities*. 33(3) : 323-324.

- Deshmukh, M. R., Jain, H. C., Duhoon S. S. and Goswami, U. 2002. Integrated nutrient management in sesame (*Sesamum indicum* L.) for Kymore plateau zone of Madhya Pradesh. *Journal of Oilseeds Research*. 19(1) : 73-75.
- Duhoon, S. S., Jyotishi, A., Deshmukh, M. R. and Singh, N. B. 2004. Optimization of sesame (*Sesamum indicum* L.) production through bio/natural inputs. In: New directions for a diverse planet (Fischer T, Turner N, Angus J, McIntyre L, Robertson M, . Borrell A and Lloyd D, eds.), Proceedings for the 4th International Crop Science Congress, Brisbane, Australia, 2004, 26 September – 1 October 2004.
- Erdal, G., Kemal, G., Esengun, K., Erdal, H. and Gunduz, O. 2007. Energy use and economical analysis of sugar beet production in Tokat Province Turkey, *Energy*, 32: 35-41.
- Gauthaman, K. and Mohamed Saleem, T.S. 2009. Nutraceutical value of sesame oil, *Pharmacognosy Reviews*. 3 : 264-9.
- Ghosh, A. K., Duary, B. and Ghosh, D .C. 2013. Nutrient management in summer sesame (*Sesamum indicum* L.) and its residual effect on black gram (*Vigna mungo* L.). *International Journal of Bio-resource and Stress Management*. 4(4) : 541-546.
- Gopinath, K .A., Venkateswarlu, B., Venkateswarlu, S., Srinivasa Rao, Ch., Balloli, S. S., Yadav, S. K. and Prasad, Y.G. 2011. Effect of organic management on agronomic and economic performance of sesame and on soil properties. *Indian Journal of Dryland Agricultural Research and Development* . 26(1) : 16-20.
- Hatirli, S. A., Ozkan, B. and Fert, C. 2006. Energy inputs and crop yield relationships in greenhouse tomato production. *Renewable Energy*. 31: 427-438.
- Imayavaramban, V., Thanunathan, K., Singaravel, R. and Manickam, G. 2002. Studies on the influence of integrated nutrient management on growth, yield parameters and seed yield of sesame (*Sesamum indicum*). *Crop Research (Hisar)*. 24(2) : 309-313.
- Jakson, M.L. 1973. Soil Chemical Analysis, Prentice-Hall of India Private Limited, New Delhi.

- Kafiriti, E.M. and J, Deckers. 2001. Sesame in crop production in Tropical Africa. DGIC: Ministry of Foreign Affairs, External Trade and International Cooperation, Brussels, Belgium, Raw markers, R.H. (ed), 2001, pp. 797-803.
- Liebhardt, W. C., Andrews, R. W., Culik, M. N., Harwood, R .R., Janke, R. R., Radke, J. K. and Rieger-Schwartz, S. L. 1989. Crop production during conversion from inorganic to low-input methods. *Agronomy Journal*. 81 :150-159.
- Lindsay, W.L. and Norvell, W.A. 1978. Development of DTPA soil test for zinc, iron, manganese and copper. *Soil Science Society of America Journal*. 42 : 421-428.
- MacRae, R. J., Hill, S. B., Mehuys, G. R. and Henning, J. 1993. Farm-scale agronomic and economic conversion from inorganic to sustainable agriculture. *Advances in Agronomy*. 43 : 155-198.
- Mendoza, T.C. 2002. Comparative productivity, profitability and energy use in organic, LEISA and inorganic rice production in the Philippines, Paper presented during the 14th IFOAM organic world congress held at Victoria, Canada on August 21-24, 2002.
- Moazzami, A. A. and Kamal-Eldin, A. 2006. Sesame seed is a rich source of dietary lignans. *Journal of the American Oil Chemists' Society*. 83 : 719-723.
- Muhr, G. R., Datta, N. P., Sankarasubramoney, H., Leley, V .K. and Dunabha, R .L. 1965. *Soil testing in India*. 2nd ed, USAID – Mission to India, New Delhi.
- Olsen, S.R., Cole, C.V., Watanabe, F.S. and Dean, L.A. 1954. Estimation of available phosphorus in soils by extraction with sodium bicarbonate, Circulation from USDA, p 939.
- Reider, C., Herdman, W., Drinkwater, L. E. and Janke, R. 2000. Yields and nutrient budgets under composts, raw dairy manure and mineral fertilizer. *Compost Science and Utilization*. 8 : 328-339.
- Subbiah, B.V. and Asija, G.L. 1956. A rapid procedure for determination of available nitrogen in soil. *Current science*. 25: 259-260.

- Suddhiyam, P., Suwannaketnikom, S., Dumkhum, W. and Duandao, N. 2009. Fertilizers for organic sesame. *Asian Journal of Food and Agro-Industry*. pp.S197-S204.
- Thirupathi, M., Thammathan, K., Ganapathy, M., Prakash, M. and Imayavaramban, V. 2001. Nutrient uptake and quality characters of sesame (*Sesamum indicum* L.) as influenced by micronutrient, biofertilizer and phytohormones. *Sesame and Safflower Newsletter*.16 : 195.
- Umar, H .S. and Ibrahim, H. Y. 2012. Energy use and gross margin analysis for sesame production in organic and inorganic fertiliser user farms in Nigeria. *African Crop Science Journal*. 20(1) : 39 - 45.
- Verma, B. C., Pramanik, P. and Bhaduri, D. 2020. Organic fertilizers for sustainable soil and environmental management. *Nutrient Dynamics for Sustainable Crop Production*. 289-313.
- Verma, S., Saxena, R. and Singh, H.V. 2012. Integrated nutrient management in sesame (*Sesamum indicum* L.). *Bioinfolet*. 9(4) : 576-579.
- Verma, S., Singh, H.V. and Saxena, R. 2013. Relative performance of sesame (*Sesamum indicum*) under organic, inorganic and integrated nutrient management. *Indian Journal of Agricultural Sciences*. 83(3) : 143-149.
- Walkley, A. and Black, C.A. 1934. Estimation of organic carbon by chromic acid titration method. *Soil Science*. 37:29-38.
- Willer, H. and Lernoud, J. 2019. The World of Organic Agriculture. Statistics and Emerging Trends. Research Institute of Organic Agriculture FiBL and IFOAM Organics International, 336 p.