

# Knowledge and Impression of Fenugreek Growers About Insecticide Usage in District of Western Maharashtra, India

## Abstract

A survey was done in the Western Maharashtra districts, Ahmednagar, Pune, and Nashik to investigate the pesticide usage pattern in fenugreek from 2019 to 2020. The total 150 fenugreek growers were chosen at random and interviewed out of that, fifty growers were from each selected district. The collected data was analysis with the help of excel to calculate per cent respondents. In accordance with the survey, the majority of fenugreek growers (52.00%) used novel insecticides, followed by conventional (39.25%) and biopesticides (8.75%). In terms of knowledge and farmer perception, 63.33% of farmers were conscious of the seriousness of insect pest problems in fenugreek, well almost 60.66% were aware of natural enemies, 66.66% were aware of the benefits of employing biopesticides, and only 28.00% of fenugreek growers were aware of the harmful effects of insecticides and failed to take any precautions to avoid harmful effects. The majority of farmers were unaware of the acceptable waiting period for harvesting fenugreek after application of insecticides.

**Keyword:** Neonicotinoids, Diamides, Organophosphate, Biopeptides, Fenugreek and Natural Enemies.

## Introduction

Fenugreek, also known as *Trigonella foenum-graecum*, is an herb that has been used for centuries for both culinary and medicinal purposes. This herb is native to the Mediterranean region and is now grown worldwide, including in India, North Africa, and the Middle East. Fenugreek is highly valued for its nutritional and health benefits, as well as for its unique flavour and aroma (Zandi *et al.*, 2017).

“Modern research has also demonstrated that fenugreek seed and leaves are useful in the treatment of a number of diseases including successfully reducing blood sugar and blood cholesterol levels in both animals and human subjects in experimental trials” (Acharya *et al.*, 2006). “Fenugreek is therefore highly sought after as a chemurgic crop in the local, regional and international pharmaceutical, nutraceutical and functional food industries and markets as a medicinal herb” (Basu *et al.*, 2007).

India is the largest producer of fenugreek in the world, accounting for more than 80% of the global production. The area under fenugreek cultivation in India is estimated to be around 1,26,000 hectares (Vidyashankar and Krishnappa, 2016).

The major fenugreek producing states in India are Rajasthan, Gujarat, Uttar Pradesh, Madhya Pradesh, Maharashtra, and Haryana. Rajasthan is the largest producer of fenugreek in India, accounting for more than 80% of the country's total production (Anon., 2016).

A diverse range of sucking pests, including aphids, thrips, leaf miners, and other insect pests, attack green vegetables (Yadav and Rathee, 2020). In the fight against these pests, fenugreek growers mostly used pesticides. Farmers now primarily use novel as well as traditional insecticides since they are commonly available and extremely effective. Nevertheless, there are presently no pesticides registered and recommended by CIB and RC to manage fenugreek pests (CIB & RC, 2021).

“Farmers frequently use non-recommended insecticides, a higher dose than recommended, not sticking to the prescribed waiting period, use of sub-standard pesticides, improperly disposed of leftover and cleaning of plant protection equipment, and pre-marketing pesticide application as the reason for elevated pesticide residues on vegetables in India” (Kuruganti *et al.*, 2005).

“The ongoing use of pesticides to manage pests and disease vectors has a deleterious impact on non-target organisms in addition to leaving residues in the environment. As a result, the dangers of pesticides have overshadowed their benefits, prompting the research for alternatives” (Sharma *et al.*, 1999). Chemical pesticides are more detrimental in vegetables.

In modern agriculture farmer are seeking to get more yield and the main threat are insect pests, to get rid from this they indiscriminately used insecticide in modern agriculture which is a today's alarming situation. It not only deteriorates the soil fertility but also adversely affect the soil-water-plant- microorganisms as well as human column. Hence the present investigation is quite relevant to current situation. As result, the goals of this research were to document the intensity, farmer perspectives, and various pesticides used by farmers in fenugreek cultivation as they consume raw and fresh.

### **Materials and method**

During 2019-20, a field survey was conducted in the Western Maharashtra districts viz., Ahmednagar, Nashik, and Pune. The quaternary structure was used for this purpose. Total 150 fenugreek growers were chosen at random and interviewed out of that, fifty growers from each selected district. The questionnaire (Table 1) had closed and multiple-choice style items with Yes/No answers. The interviews were conducted in the appropriate local language, Marathi. The total 150 fenugreek growers were surveyed during the study to

know the insecticide usage pattern. All obtained information of 150 growers was assembled into an appropriate format, thoroughly examined, and compared for their knowledge and impression of insecticide use, for that purpose the per cent calculation was done with simple excel sheet.

List 1: Sample Size

<b>Sr. no.</b>	<b>Name of the districts</b>	<b>Sample size</b>
<b>1</b>	Ahmednagar	50
<b>2</b>	Pune	50
<b>3</b>	Nashik	50
<b>Total sample size</b>		150

## **Result and Discussion**

### **1. Usage pattern of insecticides in fenugreek in western Maharashtra**

The survey's main objective was to obtain data on Western Maharashtra's pesticide consumption patterns. Based on the information collected and summarized in Table 2 novel insecticides comprised (52%) of the insecticides applied by fenugreek growers, followed by conventional insecticides (39.25%) and biopesticides (8.75%) (Fig. 1 & 2).

#### **Ahmednagar district**

Novel insecticides (55.12%) were found to be the most widely utilised by fenugreek growers in the Ahmednagar district, followed by conventional (38.58%) insecticides and biopesticides (6.29%). Among conventional pesticides, organophosphates (29.92%) use to have a higher share than pyrethroids (4.72%), and carbamates (3.94%). The percentage of neonicotinoids (28.35%) in new insecticides was higher than that of diamides (25.20%) and phenyl pyrazole (1.57%) insecticides. To some extent, neem-based treatments such as nimbecidime (4.72%) and azadirachtin (1.57%) were applied (Fig. 1 & 2).

#### **Pune district**

Novel insecticides (49.42%) were found to be the most commonly applied by fenugreek growers in the Pune district, followed by conventional insecticides (40.13%) and biopesticides (10.47%). Also, organophosphates (26.76%) had a higher share than pyrethroids (9.88%) and carbamates (3.49%) insecticides. 63 The percentage of neonicotinoids insecticides (24.42%) in new insecticides was higher compared to diamides (23.84%) and phenyl pyrazole (1.16%). Nimbecidime (7.56%) and azadirachtin (2.91%), both derived from neem, were applied to large extend (Fig. 1 & 2).

## **Nashik district**

Novel insecticides (51.48%) were found to be the most commonly applied by fenugreek growers in the Nashik district, followed by conventional (39.06%) insecticides and biopesticides (9.48%). Among conventional pesticides, organophosphate (27.81%) had a higher share than pyrethroids (8.88%) and carbamates (2.37%). Diamide insecticides (25.44%) used to have a higher share in new insecticides than neonicotinoids (23.67%) and phenyl pyrazole (2.37%). To some extent, neem-based products such as nimbecidime (6.52%) and azadirachtin (2.96%) were applied (Fig. 1& 2).

The aforementioned results correspond to prior studies. In the Belagavi area of Karnataka, an average pesticide usage of 0.563 g a.i. ha<sup>-1</sup> was found in cabbage (Nagendra, 2009). Insecticide usage was found to be 1.30 Kg a.i. ha<sup>-1</sup> annum<sup>-1</sup> (potato), 2.10 Kg a.i. ha<sup>-1</sup> annum<sup>-1</sup> (onion), 2.8 Kg a.i. ha<sup>-1</sup> annum<sup>-1</sup> (brassica), and 0.02 Kg a.i. ha<sup>-1</sup> annum<sup>-1</sup> (tomato) by Holland and Rahman (1999). Similar pesticide usage has been investigated in the Ahmednagar district of Maharashtra's brinjal (Dhore, 2016, tomato Sali, 2016) and chilli (Raut, 2016). Similarly, in the Ahmednagar, Pune, and Nasik regions of western Maharashtra, India, brinjal and tomato (Patil, 2017 with 2.99 and 3.07 Kg a.i. ha<sup>-1</sup>, respectively) and cabbage (1.65 Kg a.i. ha<sup>-1</sup>).

According to research done in Dindigul, the pesticide usage pattern in chilli (5.13 Kg a.i. ha<sup>-1</sup>), brinjal (4.64 Kg a.i. ha<sup>-1</sup>) and okra (3.71 Kg of a.i. ha<sup>-1</sup>). A study of pesticide intensity found that chillies were the most heavily used, followed by brinjal and okra. Even though there were higher pesticide applications in cauliflower, the pesticide intensity was modest (Jeyanthi and Kombairaju, 2005). Guru *et al.* (2018) performed a study of polyhouse and open field capsicum producers in Western Maharashtra and found that the share of conventional insecticides (65-72%) was higher than the percentage of new insecticides (22-25%) and biopesticides (3-13%).

Similarly, Sawant *et al.* (2018) found that conventional insecticides outnumbered innovative insecticides and biopesticides in a cabbage-growing area in western Maharashtra. Although chemical management is the primary pest control approach used by farmers in the research region, a small percentage of producers use biopesticides as well.

According to Shinde *et al.*, 2022 majority of spinach growers relied on novel insecticides (52.95%) followed by conventional (37.84%) and biopesticides (9.21%)

### **Pest control is universally acknowledged among fenugreek farmers.**

We carried out an investigation of fenugreek growers to know more about their basic knowledge of insect pests, their natural enemies, and how to control them in fenugreek

production. The collected information was converted to a percentage of responders. Table 3 & Fig 3 summarizes the data.

### **I. Knowledge of the pest problem**

According to the thorough data obtained from the research of the Ahmednagar, Pune, and Nashik districts, the fenugreek producers in the Nashik area were more aware of the pest problems than those in the Ahmednagar and Pune districts. As comparison to Ahmednagar (64%) and Pune (61.50%), fenugreek producers in Nashik district (64.50%) were more aware of the issues caused by insect infestations. It was shown that nearly 63.33 percent of fenugreek growers were conscious of the seriousness of pest problems and could identify some insect pest from the other. The most common insect pests were sucking pests, as per research. The greatest obstacle to cultivating fenugreek was the leaf miner, which was less burdensome than aphids during the crop's growth phases.

“Many growers were also aware of the minor problems like thrips, defoliators, etc. Many growers were also aware of the minor pest problems like thrips, defoliators, etc”. [33] Malgie *et al.* (2015) reported that “the farmer’s knowledge about pest problems is the basic need to start over the management practices and borers and whiteflies were the most troublesome pests according to the majority of the respondents in all three stages of several vegetable crops, including tomato, cabbage, string beans and lettuce”.

According to Munyuli *et al.* (2017), 71.5% of farmers had no understanding need to distinguish the various types of insect pests. According to research that has been done on cabbage by Badii *et al.* (2013), farmers identified *Plutella xylostella* as the primary pest throughout the growing season, with population abundance being 43% and 65% during the vegetative and heading stages of the crop, respectively. 52.33 percent of survey respondents were aware of pest issues, based on a study by Brar *et al.* (2018). According to Guru *et al.* (2018), 21.33 percent of growers of capsicum in open fields and 73.23 percent of growers of the vegetable in polyhouses were aware of the insect issues.

### **II. Knowledge about natural enemies**

The majority of fenugreek growers in the study area (60.66%) were aware of the natural enemies that appeared in their particular crops. In furthermore, the survey revealed that 64, 64, and 54 percent of producers in the districts of Pune, Nashik, and Ahmednagar were aware of the natural enemies of fenugreek's insect pests.

According to Baral *et al.* (2006), who indicated that nearly 49% of farmers were aware of beneficial insects in eggplant fields, the recent results accord with their findings. According Mahantesh and Alka Singh (2009), 41.5% of farmers who grow vegetables were

aware of the pest's natural enemies. Ramakrishnan et al. found that just 16% of farmers were aware of the natural enemies in curry leaf (2015).

Similar to this, Western Maharashtra tomato, brinjal, cabbage, and capsicum producers were aware of the natural enemies of the particular insect pests found in their fields (Patil *et al.*, 2018; Sawant *et al.*, 2018; Guru *et al.* 2018 & Shinde *et al.*, 2022). Yadav *et al.* (2018) found that, on average, 60.0% of farmers were aware of natural enemies.

### **III. Knowledge about biopesticides**

It was revealed that one of the commercial biopesticides that growers oftenly used to control insect pests was neem-based formulation products. Notwithstanding, to control insect pests in green crops, the majority of growers depended on both conventional and novel insecticides. The data confirms that, irrespectively of district, 66.66% of fenugreek growers were knowledgeable of biopesticides. Also, it was found that the biopesticides and their merits were known to 74, 70, and 56% of the fenugreek growers in the Pune, Nashik, and Ahmednagar districts, accordingly.

The latest results are in line with research performed by Kamarulzaman *et al.* (2012) that showed 54.3% of vegetable producers applied biopesticides on their fields. Additionally, it was determined that despite the fact that biopesticides might control the pest, it was difficult to encourage their use among vegetable farmers. According to Odhiambo *et al.*, farmers in cabbage-growing regions employed only 4.23 percent biopesticides (2014).

According to Sawant *et al.* (2018), Shinde *et al.*, 2022, Guru *et al.* (2018), the majority (Nearly 65%) of the growers of cabbage, spinach and capsicum in the Ahmednagar, Pune, and Nashik districts were aware of the use of biopesticides. Just 40% of respondents were found to have awareness about biopesticides, according to Yadav *et al.* (2018), suggesting their poor impression of biopesticides and the dangers of pesticides.

### **IV. Knowledge about recommended insecticides in fenugreek**

The findings also showed that the fenugreek growers in the survey area were unaware of any prescribed insecticides for a specific fenugreek insect problem. The Central Insecticides Board and Registration Committee (CIB & RC) also does not prescribe any insecticide for fenugreek's insect nuisance.

### **V. Knowledge about the harmful effect of insecticides residues**

The majority of fenugreek growers in the Ahmednagar, Pune, and Nashik districts were aware of the negative consequences that pesticide residues could have on people's health. The majority of growers were aware of the negative consequences of pesticide residues.

The earlier researchers' surveys provide support for the current findings. It was observed that a larger number of respondents were aware of the risks associated with the use of insecticides at various application stages. Nearly all farmers (99% as per Damalas *et al.*, 2006; 99.4% as per Karunamoorthi, 2012) were aware that pesticides can have serious negative effects on users' health. Approximately, 62.33% (Brar *et al.*, 2018), 65.33% (Singh *et al.*, 2016), 74.5% (Sharma *et al.*, 2014), 79% (Hashemi and Damalas, 2010), and in some situations, 83% (Hashemi and Damalas, 2010).

In the mustard crop, (77.5%) of farmers were aware of pesticidal risks (Yadav *et al.*, 2018). According to Mahantesh and Singh, (41%) of farmers were aware of pesticide hazards (2009). Similarly, Abbassy (2017) revealed that (58.1%) of the people surveyed were conscious of the adverse health effects of pesticides, however Sneha *et al.* (2017) reported that (16.66%) of farmers were aware that pesticide residues were detected in vegetables.

According to Sawant *et al.* (2018), 25% of cabbage gardeners, Shinde *et al.*, 2022, 26.66% and Guru *et al.* (2018), (76.67%) polyhouse growers, & (40%) field condition capsicum growers in Ahmednagar, Pune, and Nashik in Western Maharashtra are aware of the surrounding environment and the impact of insecticides.

## **Conclusion**

The insecticide usage patterns of selected farmers from Western Maharashtra districts such as Ahmednagar, Pune, and Nashik revealed that fenugreek growers relied primarily on novel insecticides, followed by conventional insecticides, with very few growers applying biopesticides to control fenugreek insect pests. Survey also revealed that the majority of fenugreek growers aware about the insect pest problem in fenugreek, use of biopesticides and natural enemies of sucking pests of fenugreek although a small number of fenugreek growers know about harmful effect of insecticides on human health and no one knows about recommended insecticides in fenugreek but farmers still used some systemic insecticides for control of insect pests of fenugreek.

Conference disclaimer:

Some part of this manuscript was previously presented in the conference: 3rd International Conference IAAHAS-2023 "Innovative Approaches in Agriculture, Horticulture & Allied Sciences" on March 29-31, 2023 in SGT University, Gurugram, India. Web Link of the proceeding: <https://wikifarmer.com/event/iaahas-2023-innovative-approaches-in-agriculture-horticulture-allied-sciences/>

## **Reference**

1. Abbassy, M. M. S. 2017. Farmer's Knowledge, Attitudes and Practices, and their Exposure to Pesticide Residues after Application on the Vegetable and Fruit Crops. Case Study: North of Delta, Egypt. *Journal of Environment and Analytical Toxicology*, 7:510.
2. Acharya, S. Srichamroen, A. Basu, S. Ooraikul, B. Basu, T. 2006. Improvement in the nutraceutical properties of fenugreek (*Trigonella foenum-graecum* L.). Songklanakarin. *Journal of Science and Technology*, 28(1): 1-9.
3. Anonymous, 2016. State Agri/Horticulture Departments, Major Spice/state wise area and production of spices, Dasd Calicut.
4. Badii, K. B., Adarkwah, C. and Nboyine, J. A. 2013. Insecticide Use in Cabbage Pest Management in Tamale Metropolis of Ghana. *Greener Journal of Agricultural Sciences*, 3 (5):403-411.
5. Baral, K., Roy, B. C., Rahim, K. M. B. Chatterjee, H., Mondal, P., Mondal, D. and Ghosh, D. 2006. Socio-economic parameters of pesticide use and assessment of impact of an IPM strategy for the control of eggplant fruit and shoot borer in West Bengal, India. Technical Bulletin No. 37. AVRDC 06-673. *The World Vegetable Center, Shanhua, Taiwan*, pp.36.
6. Basu, S. K., Thomas, J. E., Acharya, S. N. 2007. Prospects for growth in global nutraceutical and functional food markets: A Canadian perspective. *Australian Journal of Basic and Applied Sciences*, 1(4): 637-649.
7. Brar, G. S., Surender, K. P., Jatiender, K. D. and Singh, G. 2018. Survey on Pesticide Use Pattern and Farmers Perceptions in Cauliflower and Brinjal Growing Areas in Three Districts of Himachal Pradesh, India. *International Journal of Current Microbiology and Applied Sciences*, 7(3):2417-2423.
8. CIB & RC, 2021. <http://ppqs.gov.in/sites/default/files/> Major uses of pesticides insecticides., 88-1792.
9. Damalas, C., Georgiou, B., Theodorou, E. G. and Maria, 2006. Pesticide use and safety practices among Greek tobacco farmers: A survey. *International journal of environmental health research*, 16:339-48.
10. Dhore, S. B. 2016. Persistence of quinalphos, ethion and imidacloprid in/on brinjal and cropped soil. M. Sc. Thesis submitted to Mahatma Phule Krishi Vidyapeeth, Rahuri, India,
11. FAO. FAOSTAT 2018. Food and Agriculture Organization of the United Nations- FAO Statistical Database. Available online at: <http://faostat.fao.org..>

12. Guru, P. N. 2018b. Investigation on use pattern, efficacy and persistence of insecticides in/on capsicum grown in polyhouse, Ph. D. thesis submitted to MPKV, Rahuri, India.
13. Guru, P. N., Patil, C. S., Viswanatha K. P. and Vemuri, S. 2018a. Farmers' perception and knowledge on insecticide usage in capsicum (*Capsicum annuum* L. var. frutescens): A study from Nashik, Maharashtra (India) International Conference on Transforming Agricultural Extension Systems: Towards Achieving the Relevant Sustainable Development Goals (SDGs) for Global Impact, Sri Lanka. Pp 348-351.
14. Hashemi, S. M. and Damalas, C. A. 2010. Farmers' Perceptions of Pesticide Efficacy: Reflections on the Importance of Pest Management Practices Adoption. *Journal of Sustainable Agriculture*, 35(1):69-85.
15. Holland, P. and Rahman, A. 2005. Review of trends in agricultural pesticide use in New Zealand. MAF Policy Technical Paper, 99/11, pp.28.
16. Jeyanthi, H. and Kombairaju, S. 2005. Pesticide Use in Vegetable Crops: Frequency, Intensity and Determinant Factors. *Agricultural Economics Research Review*, 18:209-221.
17. Kamarulzaman, N. H., Mazlan, N., Rajendran, S. D. and Mohayidin, M. G. 2012. Role of biopesticides in developing a sustainable vegetable industry in Malaysia. *International Journal Green Economics*, 6(3):243-259.
18. Karunamoorthi, K. 2012. Knowledge and Practices of Farmers with Reference to Pesticide Management: *Implications on Human Health Archives of Environmental & Occupational Health*, 67(2):109-116.
19. Kuruganti, K., Dharmender, G. R., Swapna, R. and Ramanjaneyulu, 2005. Research report on pesticide, residues and regulation: A case of vegetables in Hyderabad Market. Centre for Sustainable Agriculture <http://www.sustainable-hyderabad.de>  
<http://www.Agrar.hu-berlin.de/wisola/fg/ress/>.
20. Mahantesh, N. and Singh, A. A. 2009. Study on farmers' knowledge, perception and intensity of pesticide use in vegetable cultivation in Western, Uttar Pradesh. *Pusa AgriScience*, 32:63-69.
21. Malgie, W., Ori, L. and Ori, H. A. 2015. study of pesticide usage and pesticide safety awareness among farmers in Commewijne in Suriname. *Journal of Agricultural Technology*, 11 (3):621-636.
22. Munyuli, T., Cihire, K., Rubabura, D., Mitima, K., Kalimba, Y. 2017. Tchombe N and Mukendi RT. Farmers' perceptions, believes, knowledge and management practices of

- potato pests in South-Kivu Province, eastern of Democratic Republic of Congo. *Open Agriculture*, 2(1):362-385.
23. Nagendra, 2009. Economic consequences of pesticide use in cabbage production in Belgaum district of Karnataka. M. Sc Thesis. University of Agricultural Sciences, Dharwad, India.
  24. Odhiambo, J. A. A., Winfred, S. K. G. and Daniel, O. 2014. Insecticide use pattern and residue levels in cabbage (*Brassica oleracea* var. *capitata* L.) within selected farms in Southern Ghana. *Journal of Energy and Natural Resources Management*, 1(1):44-45.
  25. Patil, R. V. 2017. Survey on pesticide usage, dissipation and decontamination of profenofos and triazophos in brinjal and tomato. Ph. D. Thesis submitted to Mahatma Phule Krishi Vidyapeeth, Rahuri, India.
  26. Patil, R. V. Patil, C. S. and Deore, B. V. 2018. Decontamination of profenofos and triazophos in/on brinjal. *Journal of Pharmacognosy and Phytochemistry*, 7(1):2094-2097.
  27. Ramakrishnan, N., Sridharan, S. and Chandrasekaran, S. 2015. Insecticide Usage Patterns on Curry Leaf. *International Journal of Vegetable Science*, 21(4):318-322.
  28. Raut, A. N., Patil, C. S., Saindane, Y. S., Deore, B. V. and Landge, S. A. 2016. Persistence of triazophos and chlorpyrifos in/on chilli and cropped soil. *Advances in Life Sciences*, 5(20): 8985-8989.
  29. Sali, A. A. 2016. Persistence of quinalphos, ethion and carbendazim in/on tomato and cropped soil. M. Sc. Thesis submitted to MPKV, Rahuri, India.
  30. Sawant, C. G. 2018b. Bioefficacy of newer insecticides against diamondback moth (*Plutella xylostella* L.) and their residues in cabbage Ph. D. thesis submitted to MPKV, Rahuri, India.
  31. Sawant, C. G., Patil, C. S. and Patil, R. V. 2018a. Intensity, farmer's perception and knowledge of pesticide use against diamondback moth (*Plutella xylostella* L.) in cabbage., *Journal of Entomology and Zoology Studies*, 6(6):1112-1119.
  32. Sharma, P. V. and Sharma, P. 1999. Pesticide use in Indian Agriculture: Some issues and constraints in its growth. *Pestology*, 242-252.
  33. Shinde, S. S., Patil, C. S., Deore, B. V. and Pawar, S. A. 2022. Spinach growers' knowledge and perception about insecticide usage in Ahmednagar, Nashik and Pune. *The Pharma Innovation Journal*, 11(12): 3625-3629.

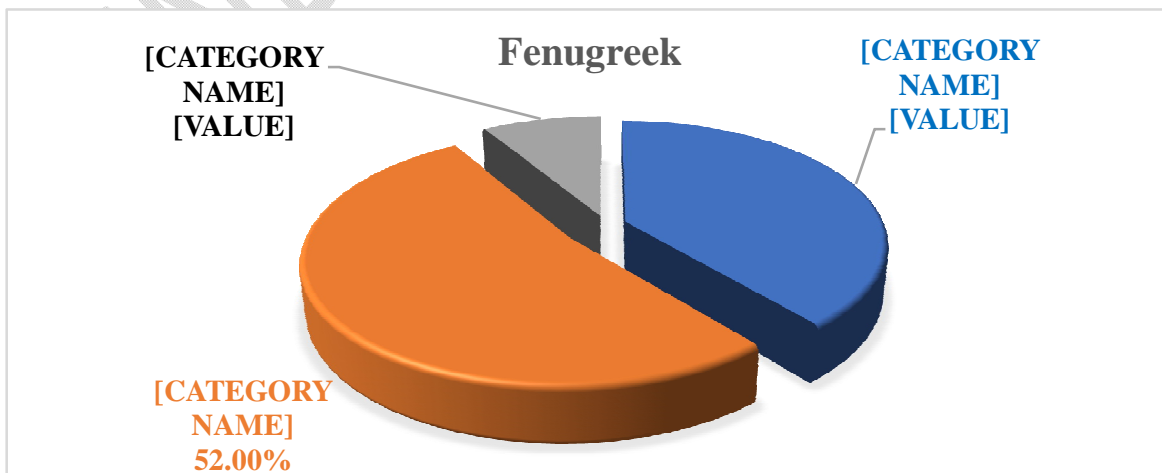
34. Singh, G, Dubey, J. K. and Patyal, S. K. 2016. A study on farmers' knowledge, perception and intensity of approved pesticide uses practices/patterns in tomato and cabbage in Himachal Pradesh. *International Journal of Farm Sciences*, 6(3):77-83.
35. Sneha, D, Kumar, A., Rao, J. and Devi, D. R. 2017. Survey on plant protection practices in black gram (*Vigna mungo*). *International Journal of Science, Environment and Technology*, 6(1):288-294.
36. Verma, S. A. 2018. study on medicinal herb *Spinacia oleracea* Linn: Amaranthaceae. *Journal of Drug Delivery and Therapeutics*, 8(4):59-61.
37. Vidyashankar, and Krishnappa, G. 2016. Fenugreek: An Analysis from Trade and Commerce Perspective. *American Journal of Social Issues and Humanities*.
38. Yadav, N., Agrawal, N. and Yada, R. 2018. Pest management perceptions and practices of farmers growing mustard crop in Uttarakhand, India. *Journal of Entomology and Zoology Studies*, 6(1):825-828.
39. Yadav, S. and Rathee, M. 2020. Sucking pests of rapeseed and mustard. eBook chapter., pp 187.

**Table 1. Prepared questionnaire for collecting the data on insecticides usage pattern [33]**

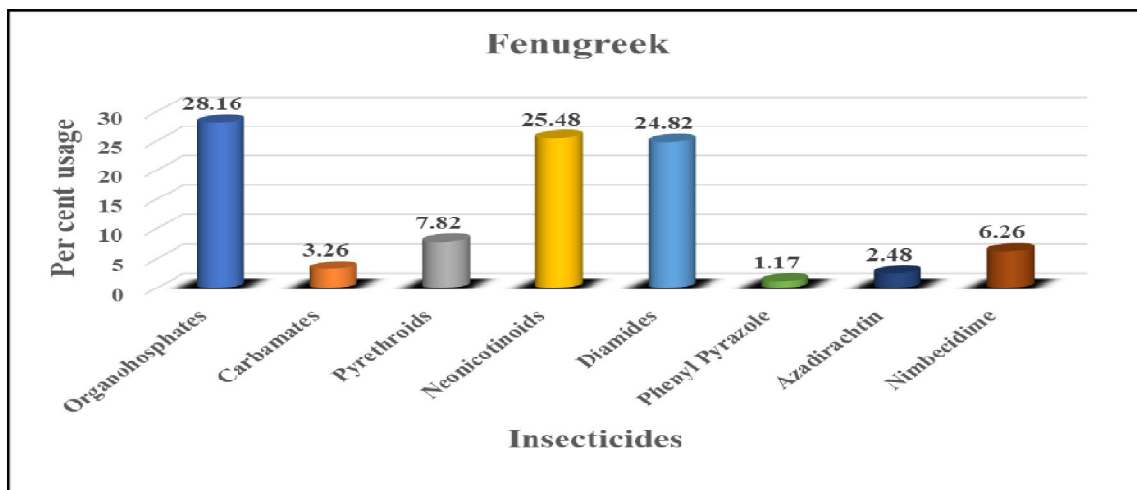
<b>S.N.</b>	<b>Particular</b>	<b>Answers Yes/No</b>
1	Name of Farmer	
2	Address	
3	Season	
4	Total cultivable land	
5	Area under leafy vegetable (Spinach)	
6	Area under others crop	
7	Pest occurrence	
8	Insecticides used against aphids and leaf miner	
9	Name of insecticide	
10	Volume of spray	
11	Frequency of spray	
12	Information on application of Biopesticides (if any)	
13	Do you know about natural enemies?	
14	Do you know about recommended pesticides in leafy vegetables?	
15	How do you measure pesticides (bottle/ top approximately)?	
16	How do you mix the pesticides in the water –bare hand/sticks?	
17	Source of information for recommended pesticides – Agril. Dept/ Neighbors/Media / Dealers/Scientists/University.	
18	Do you know safe waiting period?	
19	Do you know about effects of pesticide residue?	
20	Signature of farmer and Date	
21	Signature of Surveyor and Name	
22	Mob. No. of Farmer	

**Table 2. Insecticide usage pattern of Fenugreek in Western Maharashtra**

Sr. No.	Major group of insecticides	Chemical group	Per cent share insecticides used by individual growers		
			Ahmednagar	Pune	Nasik
1.	Conventional insecticides (39.25 %)	Organophosphates	29.92	26.76	27.81
		Carbamates	3.94	3.49	2.37
		Pyrethroids	4.72	9.88	8.88
		<b>Total</b>	<b>38.58</b>	<b>40.13</b>	<b>39.06</b>
2.	Novel insecticides (52.00 %)	Neonicotinoids	28.35	24.42	23.67
		Diamides	25.20	23.84	25.44
		Phenyl Pyrazole	1.57	1.16	2.37
		<b>Total</b>	<b>55.12</b>	<b>49.42</b>	<b>51.48</b>
3.	Bioinsecticides (8.75 %)	Azadirachtin	1.57	2.91	2.96
		Nimbecidine	4.72	7.56	6.52
		<b>Total</b>	<b>6.29</b>	<b>10.47</b>	<b>9.48</b>



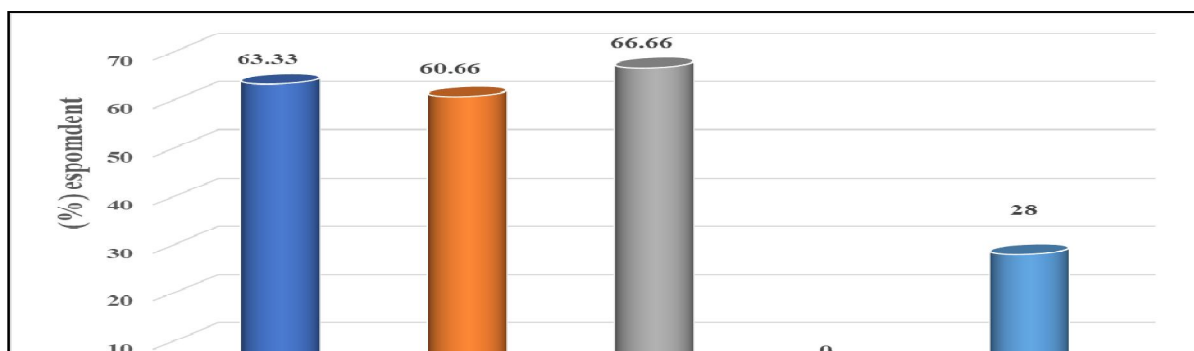
**Fig 1. Insecticides usage in Ahmednagar, Pune and Nashik districts**



**Fig. 2. Group wise insecticides usage in Ahmednagar, Pune and Nashik districts (% share in total usage)**

**Table 3 Awareness of farmers about pest management in fenugreek (% respondents)**

Sr. No.	Particulars	Ahmednagar	Pune	Nasik	Mean
1.	Awareness about pest problems	64.00	61.50	64.50	63.33
2.	Awareness about natural enemies	54.00	64.00	64.00	60.66
3.	Awareness about biopesticides	56.00	74.00	70.00	66.66
4.	Awareness about recommended insecticides in fenugreek	00.00	00.00	00.00	00.00
5.	Awareness about the effects of insecticides residues	30.00	28.00	26.00	28.00



**Fig. 3. Awareness of fenugreek growers (% respondents)**

UNDER PEER REVIEW