

## ***Original Research Article***

# **ORGANOLEPTIC SATISFACTION PROPERTIES OF BISCUIT PRODUCTS AT VARIOUS LEVELS OF ADDITION OF BREAM FISH (*Nemipterus japonicus*) MEAT FEDERALTY**

Comment [EO1]: Here is a suggested title  
"ASSESSING THE ORGANOLEPTIC  
PROPERTIES OF BISCUIT PRODUCTS AT  
VARIOUS LEVELS OF ADDITION OF  
BREEM FISH (*NEMIPTERUS JAPONICUS*)  
MEAT"

## **ABSTRACT**

~~This research aims to determine the level of addition of bream fish meat flour in making biscuits that produces the most preferred product. The research method used was experimental with 4 treatments: 0% (no addition, as control), 5%, 7.5% and 10% of the total wheat flour used in making biscuits. The process of making biscuits generally consists of mixing, forming, and baking. Variable observations were made on the level of liking for color, aroma, texture, and taste of the biscuits. The test of the level of favorability was carried out by hedonic test with the following scale: very dislike (1), dislike (3), neutral (5), like (7), and very like (9). The panelists used were 15 semi-trained panelists. Data obtained from organoleptic testing of cork egg cakes from various treatments of the level of addition of mackerel meat flour were analyzed descriptively comparative. Based on the research that has been done, it can be concluded that the level of organoleptic liking both color, aroma, texture and taste of the most preferred biscuits is obtained from the level of addition of 5% curry fish meat flour. The average values of color, aroma, texture and taste are 7.40; 7.67; 7.53; and 7.30, respectively.~~

Comment [EO2]: This is incorrect. The hedonic scale is used to test the level of liking or preference. Take note.

The research aimed to determine how much bream fish meat flour should be added during biscuit-making in order to achieve the most preferred product. The research method used was experimental, employing four treatments: 0% (no addition, serving as the control), 5%, 7.5%, and 10% of the total wheat flour used in biscuit preparation. The biscuit-making process involved mixing, forming, and baking. Variables observed included the level of liking for the biscuits' color, aroma, texture, and taste. The liking or preference test was conducted through a Hedonic test, employing a scale ranging from "like extremely" (1) to "dislike extremely" (9). Fifteen semi-trained panelists were selected as test subjects. Data obtained from the organoleptic testing of biscuits with varying levels of bream fish meat flour were analyzed descriptively and comparatively. Based on the research findings, it can be

concluded that the most preferred biscuits, in terms of organoleptic liking for color, aroma, texture, and taste, were obtained at the addition of 5% bream fish meat flour. The average values for color, aroma, texture, and taste were 7.40, 7.67, 7.53, and 7.30, respectively.

**Comment [EO3]:** This is the corrected version of your "Abstract". So, delete the first one you wrote. Thank you.

*Keywords: Descriptive, panelist, taste, texture, color, aroma*

UNDER PEER REVIEW

## 1. INTRODUCTION

The nutritional intake of fish protein in Indonesia has been below the standard set by the Indonesian government. In 2022, the Indonesian government targeted fish consumption of 58 kg/capita/person but the achievement was only 56.48 kg/capita/person [9]. This figure is still low when compared to the level of fish consumption per capita in developed maritime industrialized countries such as Japan which reaches 100 kg per capita/year, Singapore 90 kg per capita, Malaysia 80 kg per capita, and Norway 75 kg per capita. Therefore, it is very important to increase fish consumption through innovation in the form of supplementation and substitution of fresh fish meat or fish meat flour in a food product.

Biscuits are one of the products that have long been known and favored by the wider community ~~from~~ various circles and ages. Biscuits are a type of food made from wheat flour with the addition of other food ingredients, by heating and molding processes [2]. According to [11], foods that are well recognized by the community such as biscuits can be used as a medium to increase the intake of fish protein nutrients.

Supplementation of fish meat flour in biscuit making is an effort to increase fish protein intake. The protein content in the form of flour is higher than in the form of fresh fish meat. According to [6], the nutritional content of fishmeal is as follows protein 66.02%; fat 10.82%, and ash 21.82%. The amino acid composition consists of arginine 3.44%, cystine 0.49%, histidine 1.42%, isoleucine 2.64%, leucine 3.25%, lysine 4.8%, methionine 1.62%, phenylalanine 2.59%, threonine 2.91%, tryptophan 0.84%, tyrosine 1.89%, and valine 3.1%.

~~Types of fish that can be used for making flour include bream fish (*Nemipterus japonicus*). Bream fish (*Nemipterus japonicus*) is a type of fish that can be used for making flour.~~ This bream fish has thick meat and white meat color, so it is very suitable for making flour and surimi [7]. Bream fish commodities are caught in Indonesian waters and are available in the market all the time. The supplementation of bream fish meat flour in the manufacture of these biscuits will be able to affect the level of liking of the resulting product. This research aims to determine the level of addition of bream fish meat flour in the manufacture of biscuits that produces the most preferred product.

## 2. MATERIAL AND METHODS / EXPERIMENTAL DETAILS / METHODOLOGY

The research was conducted at the Laboratory of Fishery Processing Technology, Fisheries Study Program, Padjadjaran University, Indonesia. The tools used in making these biscuits ~~are include~~ oven, cutting board, fork, analytical balance (delta range), mixer, spatula, baking paper, baking sheet, knife, 80 mesh flour sieve, container, and brush. The ingredients used were bream fish meat flour, wheat flour, rice flour, skim milk, sugar, cheese, vanilla, butter, and egg yolk.

The research method used was experimental ~~design~~ with 4 treatments, namely the level of addition of bream fish meat flour 0% (without addition, as a control), 5%, 7.5%, and 10% of the total wheat flour used in making biscuits.

~~The process of making biscuits generally consists of mixing, forming, and baking. Stages of mixing and stirring ingredients are mixing butter, skim milk, powdered sugar, egg yolks, cheese and vanilla using a mixer until the dough is flat and fluffy. After the mixing process, the dough will be formed, the dough undergoes an aging process for approximately 15 minutes, aging is needed to give the developer ingredients a chance to work effectively. The dough that has risen, then added little by little rice flour, wheat flour, and bream fish meat flour, while stirring gently using a spatula until the dough is smooth. Next, forming is done to~~

**Comment [EO4]:** This showed a 15% plagiarism. Please, rephrase the statement as, "The study was carried out at the Laboratory of Fishery Processing Technology, Padjadjaran University's Fisheries Study Program in Indonesia."

~~the dough that has previously been thinned until it reaches a certain thickness, to avoid stickiness between the dough and the tool, the surface of the dough is floured. The dough that has been formed is laid out on a baking sheet that has been greased with butter thinly and evenly and then baked. Baking of biscuits is done using an oven at 135°C for 35-40 minutes. If the fragrant aroma of the biscuits has come out and the color turns brownish, it is immediately removed and cooled. Biscuits are ready to be tested.~~

**Comment [EO5]:** This process should be reported in the "past tense" because you have done the baking already. You should replace it with what I added after your write-up. Thank you.

Biscuit-making generally consists of mixing, forming, and baking. The stages of mixing and stirring the ingredients involved mixing butter, skim milk, powdered sugar, egg yolks, cheese, and vanilla using a mixer. This was done until the dough became flat and fluffy. After mixing, the dough was formed and underwent an aging process for approximately 15 minutes. Aging was needed to allow the developer ingredients to work effectively.

The risen dough was then gradually combined with rice flour, wheat flour, and bream fish meat flour, while gently stirring it with a spatula until the dough became smooth. Next, the forming process was conducted by thinning the dough until it reached the required thickness. To prevent stickiness between the dough and the tool, the dough surface was floured. The formed dough was laid out on a baking sheet that had been thinly and evenly greased with butter, and then baked.

The biscuits were baked in an oven set at 135°C for 35-40 minutes. The baking process was completed when the dough surface was golden brown. They were immediately removed from the oven. The biscuits were cooled for at least 10 minutes before serving. Once cooled, they were topped with melted butter. Finally, the biscuits were ready to be enjoyed by everyone.

Variable observations were made on the level of liking for the biscuits' color, aroma, texture, and taste ~~color, aroma, texture, and taste of the biscuits~~. The test of the level of favorability ~~the panelists' preferences~~ was carried out by hedonic ~~the 9- point Hedonic~~ test with the following scale: very dislike (1), dislike (3), neutral (5), like (7), and very like (9) ~~Like extremely (9), like very much (8), like moderately (7), like slightly (6), neither like nor dislike (5), dislike slightly (4), dislike moderately (3), dislike very much (2), and dislike extremely (1)~~

**Comment [EO6]:** This name should begin with a capital letter "H" because that is the name of the person that found the "test".

**Formatted:** Font: (Default) Arial

~~The panelists used were 15 semi-trained ~~semi-trained~~ panelists. Data obtained from organoleptic testing of cork egg cakes from various treatments of the level of addition of mackerel meat flour were analyzed descriptively comparative ~~and comparatively~~.~~

**Comment [EO7]:** I thought your sample was "biscuit". What do you mean by "cork egg cakes"? Did you copy this from another source and pasted it here without making changes? **Please, make this necessary correction.**

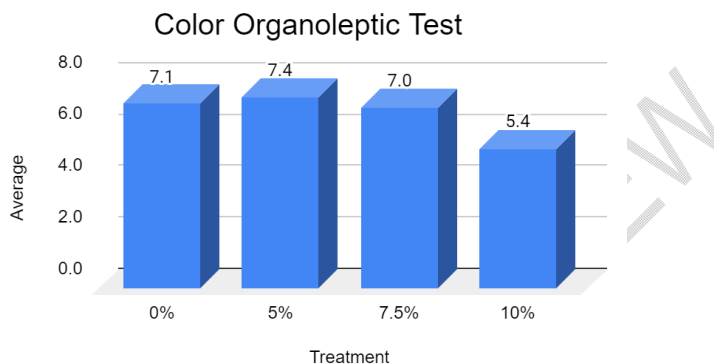
**Formatted:** Font: (Default) Arial

### 3. RESULTS AND DISCUSSION

#### 3.1 Color

According to [4], a food that is considered nutritious and has a very good texture will not be eaten if the appearance or color does not give the impression it should. Color is the first

appearance that greatly influences consumers in choosing a product [5]. Based on the results of the test of liking for the color of the biscuits, it shows that the average value of panelists' liking with the addition of bream fish meat flour ranges from 5.4 to 7.13 (Figure 1). The highest level of liking for color was found in the addition of 5% bream fishmeal with a value of 7.4 which means "like". The level of addition of more than 5% bream fish meat flour resulted in a decrease in the level of liking for the color of the biscuits produced.



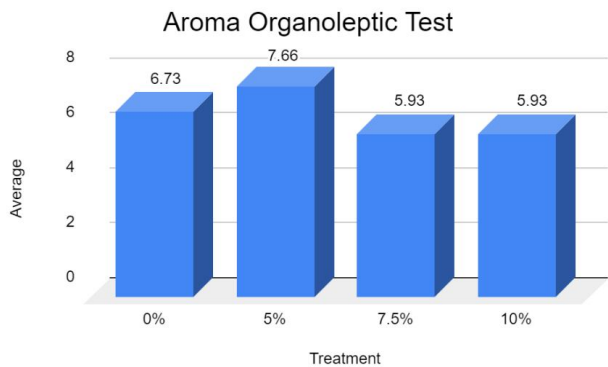
**Fig 1. Average Value Of Biscuit Color With The Addition of Bream Fish Meat Flour**

The description of the biscuits produced from the 5% level of addition of bream fish meat flour is slightly brown-yellow. The higher the addition of bream fish meat flour, the biscuit color gets browner-darker and this color is increasingly disliked by panelists. According to [12], the onset of brown color is due to the maillard-Maillard reaction between the amino acid lysine which is high in fish meat flour with reducing sugar groups. Lysine, which is composed of two amine groups, is more reactive to reducing sugars, resulting in a more intense brown color.

### 3.1 Aroma

One of the factors that determine the deliciousness of a food is the aroma. Aroma is a response when volatile compounds from a food enter the nasal cavity and are perceived by the olfactory system [15]. The results of the aroma test showed that the average value of panelists' preference for the aroma of biscuits from various treatments of bream fish meat flour addition levels ranged from 5.93 to 7.66 (Figure 2). The highest level of favorability-the panelists' preferences of the biscuit's aroma was obtained from the level of addition of 5% bream fish meat flour with a value of 7.66. The description of the aroma is fragrant like the aroma of butter.

**Comment [E08]:** Add a citation for this statement. Also, put the reference in the reference section.

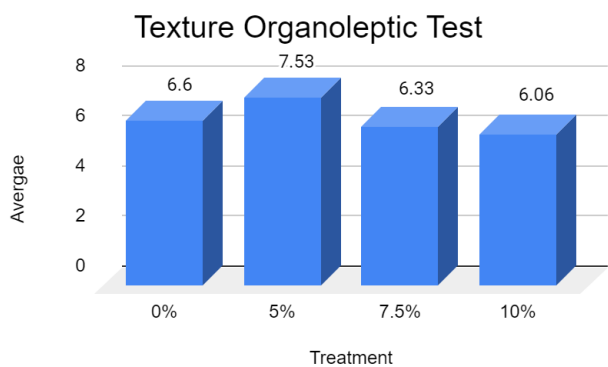


**Fig 2. Average Value of Aroma of Biscuits with the Addition of Bream Fish Meat Flour**

The aroma value of biscuits with the addition of bream fish flour decreased with the higher level of bream fish meat flour added. The more bream fish meat flour that is added to the biscuits, the more the biscuits smell of fish. This is in accordance with the statement of [13], that the aroma generated by a product usually comes from the various ingredients that make up the product.

### 3.3 Texture

Texture is an organoleptic attribute that can influence the choice of a food product by consumers. According to [10], texture is the sensation of pressure that can be observed by mouth or by touching the surface of the skin against the thickness, hardness or smoothness of the food surface. Based on the results of the texture preference of biscuits obtained from the level of addition of bream fish meat flour, the range is 6.06-7.53 (Figure 3). The average value of the highest level of texture preference (7.53) was obtained from biscuits with a 5% addition level, the texture of the biscuits was quite crispy. The lowest mean value of texture preference (6.06) was obtained from biscuits with an addition level of 10%, the texture of the biscuits was not too crunchy.

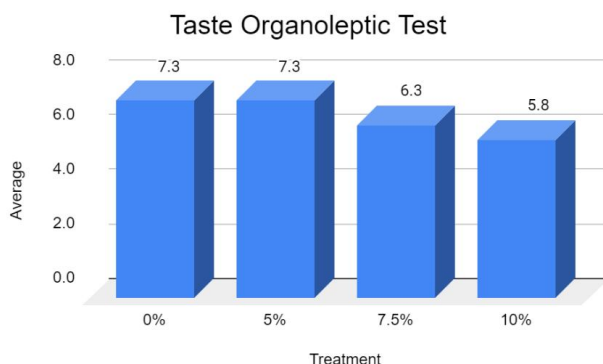


**Fig 3. Average Value of Biscuit Texture with the Addition of Bream Fish Meat Flour**

The texture of different biscuits is influenced by the concentration of fish meal mixed into them caused. The results showed that the higher the rate of ~~adding~~ addition of fish meat meal by more than 5%, the texture of the resulting biscuits was less preferred. This is in harmony with [3], where the high protein content can cause the ability to bind water smaller so that it will reduce the development of dough in the product.

### 3.4 Taste

Taste is a characteristic or character of food that includes appearance, smell, taste, texture, and temperature. Taste is the cooperation of the human senses which include the senses of taste, smell, touch, sight, and hearing [14]. The results of the taste test showed that biscuits with the addition of bream fish flour had a range of values from 5.8 to 7.26 and descriptively the panelists rated from very dislike to very like, which means that they really felt the bream fish flour in the biscuits until they really did not feel the bream fish flour in the biscuits. The highest level of taste preference was found in biscuits with the addition of curry fish flour at 0% and 5% with a value of 7.3 which means "like" curry fish flour is not too pronounced, and the lowest taste preference was found in biscuits with the addition of curry fish flour at 10% with a value of 5.8 "neutral" which means the addition of curry fish flour feels neutral.



**Fig 4. Average Value of Biscuit Taste with the Addition of Bream Fish Meat Flour**

Figure 4. shows that the taste value of biscuits with the addition of bream fish flour tends to decrease along with the addition of bream fish flour. The greater the concentration of curry fish flour, the taste of the biscuits is dominated by a slightly fishy taste, so ~~that~~ the panelists' level of liking for taste decreases. This is in line with research according to [8], the higher the concentration of tuna fish bone meal addition, the lower the level of liking of the panelists, because the taste of tuna fish bone meal dominates. The highest average value of taste in this study is 6.7, which means it is lower than the average value of the results of research by [1], namely the addition of dumbo catfish meat flour (*Clarias gariepinus*) to biscuits with an average value of 6.9.

### 4. CONCLUSION

Based on the research that has been done, it can be concluded that the level of organoleptic ~~properties liking both including the~~ color, aroma, texture, and taste of the most preferred biscuits ~~is~~ was obtained from the level of addition of 5% bream fish meat flour. The average values of color, aroma, texture, and taste ~~are~~ were 7.40, 7.67, 7.53, and 7.30, respectively.

## REFERENCES

1. Arvianto, A. A., Swaswati, F. and Wijayanti, I. Effect of Fortification of Dumbo Catfish (*Clarias gariepinus*) Meat on Lysine Amino Acid Content in Biscuits. *Journal of Processing and Biotechnology*. 2016; 5(4): 20 - 25.

2. National Standardization Agency. SNI 01-2973-1992. Quality Requirements and Test Methods for Biscuits. National Standardization Agency. Jakarta: 1992.

3. Dewita, S., and Isnaini. Utilization of Patin Fish (*Pangasius hypothalmus*) Protein Concentrate for Biscuit and Snack Production. *Journal of Processing of Indonesian Fishery Products*. 2011; 14(1), 30–34.

Comment [EO9]: Add author's initials

Comment [EO10]: italicize

4. Handayani, R., and Aminah. Dietary Fiber and Organoleptic value on Cake Seaweed (*Eucheuma cottonii*) from the Seaweed Substitution. *Journal of Food and Nutrition*, 2011; 2(3) : 67-74.

Comment [EO11]: Add author's initials

5. Hasniar, Rais, M., and Fadilah, R. Analysis of Nutrition Content and Organoleptic Test in Tempe Meatball With Addition of Moringa Leaf (*Moringa oleifera*). *Journal of Agricultural Technology Education*, 2019; 5(1), 189–200.

Comment [EO12]: Add initials

6. Hasnidar, and Tamsil, A. Chemical Characteristics of Molly Fish Meal, *Poecilia latipinna* (Lesueur 1821). *Journal of Processing of Indonesian Fishery Products*. 2020; 23(2): 392-401.

Comment [EO13]: Add initials

7. Sustainable, N, Yuniarti., and Purwanti, T. The Usage Of Surimi Based Bream Fish (*Nemipterus*) for Various Processed Fish Products. *Journal of Agro-based Industry*. 2016; 33(1), 9-16.

Comment [EO14]: Is this supposed to be the author's name? Please, cross-check and add the correct reference.

Comment [EO15]: italicize

8. Maulid, D. Y., Hikmal, A., Sari, K. A., and Yuniarti, E. Baraus a Cake ~~With~~ with The Addition of Tuna Bone Meal (*Thunnus sp.*). *Marine and Fisheries Science Technology Journal*. 2023; 4(1):1-9.

Comment [EO16]: italicize

9. Ministry of Marine Affairs and Fisheries of the Republic of Indonesia. Evaluation of Gemarikan in 2022. KKP. 2023: 1: 3. Accessed 26 May 2023.

Available: <https://kkp.go.id/itjen/artikel/50750-evaluation-gemarikan-tahun-2022>

10. Pertiwi, H. B., Nurul, F., & Yuli, H. H. Consumer Acceptance of Tilapia Cork Eggs (*Oreochromis niloticus*). *Scientific Journal of Family Welfare Education Students*. 2021; 5(2): 61-64

Comment [EO17]: italicize

11. Pratama, R. I., Rostini, I. and Liviawaty, E. Characteristics of Biscuit with *Jangilus* (*Istiophorus sp.*) Fish Bone Flour Supplementation. *Journal of Aquatics*. 2014; 5(1): 30-39.

Comment [EO18]: italicize

12. Pratama, S. H., and Ayustaningwarno, F. Nutritional Content, Likes, and Color of Banana Flour Substitute Biscuits and Soybean Sprouts. *Journal of Nutrition College*. 2015; 4(2):252-258.

13. Sumarto. Application of Innovation of Fish Flour in Processing Functional Biscuits as a Food Product for Handling Stunting. Journal of Rural and Urban Community Empowerment. 2022; 4(1), 1-9.

Comment [EO19]: Add initials

14. Surahman, B., and Winarti, W. Analysis of the Influence of Taste on the Satisfaction of HR Coffe SP. Four, Bebesen. UGP Journal. 2021; 3(1) 28-37.

15. Tarwendah, I. P. Comparative Study of Sensory Attributes and Brand Awareness in Food Products. Journal of Food and Agroindustry. 2017; 5(2), 66-73.

UNDER PEER REVIEW