

# BIOREMEDIATION OF WASTEWATER ENRICHED WITH Cd, Cr AND Pb USING FLOATING MACROPHYTES.

## Abstract

This study aimed to explore the effectiveness potential of *Eichhornia crassipes*, *Pistia stratiotes* and *Salvinia molesta* for the reduction of potentially toxic metals from effluents enriched with Cd, Cr and Pb. Based on a 21-day laboratory-scale experiment, a total of three concentrations at 1, 5 and 10 mg/L were selected to culture each of the macrophytes. In addition, kinetics and prediction models were used to analyze the metal reduction data to understand the behavior and removal rate of each species and with the Taguchi methodology to see what the right conditions for greater efficiency are. The results suggested that the three macrophytes was able to reduce metals *Eichhornia crassipes* manages to reduce 90.8-99.99% Cd, 90.8-99.9% Cr and 89.6-99.9% Pb, for *Pistia stratiotes* 74.6-99.9% Cd, 74.6-99.9% Cr and 91.2-99.9% Pb and *Salvinia molesta* 83.2-99.9% Cd, 62.2-99.9% Cr and 89.2-99% Pb. The first-order model it is adjusted appropriately to the removal of toxic metals for the three plants, having an adjustment of  $R^2$  greater than 0.80. Taguchi analysis shows that optimal conditions for metal phytoremediation occur with 1 mg/L of toxic metals and after 21 days.

**Keywords:** macrophytes, wastewater, potentially toxic metals, first-order model

## Introduction

One of the problems affecting developing countries is that more than 90% of domestic wastewater discharges directly into rivers and lakes (Zhou et al., 2020), causing serious ecological problems, such as deterioration of water quality and loss of biodiversity (Caspersen and Ganrot, 2018). The highest concentrations of toxic metals in river and lake water are found in Africa, Asia and South America. Previous research shows that the toxic metals most prevalent in surface waters are Cd, Cr, and Pb (Newman, 2014; Guo et al., 2018; Gholipour et al., 2020; Wang et al., 2021; Chen et al., 2022; Mondal, 2023).

Methods commonly used to treat water contaminated with toxic metals are often inefficient and expensive. There is little research focused on bioremediation for reducing the burden of organic and inorganic pollution (Gholipour et al. 2020). Therefore, it is necessary to develop alternative and sustainable methods for effluent treatment. Artificial Floating Islands (API) emerge as a method of bioremediation, it is a low-cost, sustainable and efficient technology for the treatment of contaminated water (Lu et al., 2018; Singh, 2022). They have stood out for their easy operation, economic profitability and improvement of regional landscapes (Ijaz et al., 2016a, Rehman et al., 2018, Wu et al., 2018). The use of floating macrophytes in IPA has been shown to be effective in absorbing toxic metals (Kumar et al., 2020; Wu et al., 2020; Zhang et al., 2020; Cheng et al., 2002; Kröpfelová et., 2009; Vymaza et al., 2016). Trends in the use of APIs have not adequately exploited the use of efficient species in the accumulation of toxic metals (Liu et al., 2017; Wang 2020a; Wang 2021).

*Eichhornia crassipes*, *Pistia stratiotes* L and *Salvinia molesta* are hyperaccumulating plant species that have a distinct ability to absorb various heavy metals from contaminated sites (Ibezim-Ezeani et al. 2020). They grow in bodies of water such as lakes, rivers, dominated by a high content of nitrogen, phosphorus, minerals and metals. Prediction and kinetic modeling studies are widely used to improve process performance (Kumar et al. 2019a, b, c). They are useful for understanding the steps of controlling the removal rate. In this way, the contaminant absorption behavior can be easily understood, and the wastewater treatment process can be designed to maximize performance (Eid et al. 2019a, b). In addition to this, prediction models are also useful for the quantification of influencing, i.e. intrinsic and extrinsic factors, and for further improving the treatment process of polluted water (Eid et al. 2018; Kumar et al. 2019a, b, c; Kumar et al., 2020). It is for all the above that the objective is to quantify the potential of *Eichhornia crassipes*, *Pistia stratiotes* L and *Salvinia molesta* for bioremediation of Cadmium, Chromium and Lead in different concentrations using waters enriched with these metals.

## MATERIALS AND METHODS

### Plant selection and adaptation

Fresh and juvenile birds of *Eichhornia crassipes*, *Pistia stratiotes* L and *Salvinia molesta* were collected from a local body of water located in Ixtaczoquitlán, Veracruz, Mexico (Latitude: 18°85'21" North, Longitude: 97°06'17" West and Latitude 18° 51' 8" North, Longitude 97° 3' 42" West), s e They were transported and placed in culture cells to adopt in the new environment for a week. The systems were arranged in a protected area, allowing adequate exposure to air and sunlight.

### Experimental setup

The experiments were carried out under a natural day-night regime, that is, 12 h of light and 12 h of darkness. The experiments were performed in batch mode, using glass containers of 25 L capacity. Synthetic waters with different concentrations were formulated, having nine treatments varying the concentrations is 1, 5 and 10 mg / L for each metal (Table 1), the concentrations were established based on the most critical concentrations of toxic metals in wastewater (Ayaz et al., 2020; Singh et al., 2022; Bijuet al. ,2023).

The matrix of the experimental design (Table 1) corresponds to an orthogonal arrangement design of type  $L_9(3)^4$ , being four variables or factors at three levels, following the methodology of Taguchi (Loloide et al., 2016; Canales and Prieto, 2020).

The experiments were carried out in periods of 21 days, glass cells with a useful volume of 20 liters were used. The control parameters were pH, electrical conductivity, total dissolved solids (Hanna HI 98130, IN), which were monitored on days 7, 15 and 21 (Goswami and Majumder, 2015; Barajas et al., 2016; Queiroz et al., 2020). For the collection, preservation and analysis of the samples, the

procedures established in the Standard Methods (APHA et al., 2012) and AOAC (2005) were followed.

**Table 1.** Formulation of treatments with toxic metals

Levels	Control factors				Noise factors		
	Cd <sup>2+</sup> mg/L	Cr <sup>3+</sup> mg/L	Pb <sup>2+</sup> mg/L	TRH, days	<i>Pistia stratiotes L</i>	<i>Salvinia molesta</i>	<i>Eichornia crassipes</i>
1	1	1	1	7	1	2	3
2	5	5	5	15	4	5	6
3	10	10	10	21	7	8	9
4	1	5	5	21	10	11	12
5	5	10	10	7	13	14	15
6	10	1	1	15	16	17	18
7	1	10	10	15	19	20	21
8	5	1	1	21	22	23	24
9	10	5	5	7	25	26	27

### Determination of toxic metals

Water samples were taken and digested with nitric acid, and measured by microwave-induced plasma atomic emission spectroscopy (MP-AES, 4200MP-AES, Agilent Technologies, New Castle, Delaware, USA) connected to a nitrogen generator (Peak Genius 3055, Agilent Technologies, New Castle, Delaware, USA)

The operating conditions (nebulizer flow and wavelength per element) of the MP-AES equipment were previously established by Herman-Lara et al. (2019). All multielement solutions were diluted in a concentration range of 0.1-5 mg/L. Calibration curves (correlation coefficient  $R^2 = 0.99$  per element) using standard multielement solutions (Agilent Technologies, Delaware, USA) were performed for Cd, Cr and Pb. Determinations were performed three times to obtain reproducible and reliable results (Herman-Lara et al., 2019).

### Removal kinetics

For the removal efficiency of each of the toxic metals contained in synthetic water, starting from the expression in equation 1 (Eq 1):

$$\text{Eq.1} \quad \% E = \left(1 - \frac{C_t}{C_0}\right) \times 100$$

Where  $C_0$  is the initial concentration of Cd, Cr and Pd,  $C_t$  is the final concentration of the same metals in water at the respective times  $t$ .

The best-fit (first-order) fit order model was used to express the kinetic absorption rate of the heavy metal transfer process (Kumar et al. 2019a). To do this, a graph of the logarithm of the concentration of metals in the effluent medium versus the retention time was drawn and the reaction rate constant (Eq. 2) was determined.

$$\text{Eq.2} \quad \text{Log} [C] = \text{Log} [C]_0 - kt$$

where  $\text{Log} [C]$  is the logarithm of the initial concentration,  $\text{Log} [C]_0$  is the final  $\text{Log} [C]$  concentration (mg/L) of toxic metals,  $k$  is the rate constant, and  $t$  is the sampling time (days)

### **Statistical analysis**

The analysis was performed using statistical software, to know the significance of the results of each operational parameter, a one-way analysis of variance (ANOVA) with a significance level of 95% ( $p < 0.05$ ) was performed. To determine the contribution of the plants, a posteriori Dunnet test comparing treatments and control was carried out and complemented with the Tukey test to compare the means of all treatments.

## **RESULTS AND DISCUSSION**

### **Control parameters**

Through phytoremediation it is possible to bioremedy contaminated water, this through complex physical, chemical and biological processes, which can be affected effects by the nutrients or types of metals contained in the water, and likewise by surrounding factors, such as pH, electrical conductivity (EC), Total Dissolved Solid (TDS), Chemistry Oxygen Demanated (COD) (Ali et al., 2020). For the present study, Table 2 shows the physicochemical characterization of synthetic wastewater prior to treatment (influent) and after treatment (effluent) after 21 days.

**Table 2.** Control parameters

Parameters	Treatment									Witness
	N1	N2	N3	N4	N5	N6	N7	N8	N9	
<b>pH</b>										
A ( $\bar{x} \pm \sigma$ )	7.2 (0.4)	7.3 (0.5)	7.3 (0.6)	6.7 (0.1)	6.8 (0.3)	6.6 (0.4)	6.3 (0.2)	6.4 (0.3)	6.3 (0.2)	7.3 (0.1)
E ( $\bar{x} \pm \sigma$ )	8.2 (0.1)	8.2 (0.5)	8.2 (0.2)	8.2 (0.3)	8.4 (0.3)	8.2 (0.3)	8.3 (0.1)	8.2 (0.2)	8.3 (0.2)	7.5 (0.1)
<b>EC (ms)</b>										
A ( $\bar{x} \pm \sigma$ )	1280 (2.8)	1281 (1.5)	1280 (2.5)	1790 (5.6)	1795 (2.8)	1798 (3.0)	2475 (2.8)	2475 (2.5)	2475 (2.7)	330 (1.7)
E ( $\bar{x} \pm \sigma$ )	2550 (7.0)	2560 (5.1)	2555 (4.6)	3649.5 (1.5)	3650 (2.0)	3652 (1.8)	4800 (2.0)	4805 (5.3)	4803 (3.2)	393.5 (2.1)
<b>TDS (ppm)</b>										
A ( $\bar{x} \pm \sigma$ )	641 (1.0)	641 (2.0)	640 (2.0)	895 (3.1)	893 (4.5)	892 (1.0)	1185 (3.5)	1180 (1.3)	1184 (4.0)	165 (1.8)
E ( $\bar{x} \pm \sigma$ )	1393 (3.0)	1390 (2.0)	1392 (1.8)	1950 (5.0)	1950 (2.5)	1952 (3.0)	2250 (5.5)	2253 (2.5)	2250 (2.3)	197 (2.0)
<b>COD (mg/L)</b>										
A ( $\bar{x} \pm \sigma$ )	555 (2.2)	555 (3.0)	555 (2.4)	830 (1.6)	830 (1.3)	830 (2.4)	1250 (1)	1250 (1.1)	1250 (1.6)	2 (1.5)
E ( $\bar{x} \pm \sigma$ )	96 (3.11)	139 (4.1)	228 (12.9)	113 (9.6)	151 (4.5)	262 (6.0)	184 (6.7)	118 (5.5)	289 (13)	-
<b>Phosphates (mg/L)</b>										
A ( $\bar{x} \pm \sigma$ )	150 (1.5)	150 (2.0)	150 (0.5)	200 (0.8)	200 (1.0)	200 (1.5)	300 (0.5)	300 (1.6)	300 (2.1)	8.6 (0.6)
E ( $\bar{x} \pm \sigma$ )	131.25 (3.6)	54.75 (5.8)	54.45 (4.8)	43.4 (1.8)	69.8 (4.9)	73.4 (2.4)	50.1 (1.2)	75 (3.5)	113.1 (1.5)	2.15 (0.8)
<b>Nitrates (mg/L)</b>										
	100	100	100	300	300	300	400	400	400	5.2 (0.2)

A ( $\rho \pm \sigma$ )	(0.5)	(0.8)	(0.6)	(1.5)	(0.1)	(1.0)	(0.5)	(1.5)	(0.6)	
	0.5	5.0	7.8	1.3	5.7	7.5	1.4	5.8	7.9	
E ( $\rho \pm \sigma$ )	(0.6)	(1.5)	(6.4)	(0.5)	(6.8)	(5.0)	(1.5)	(2.5)	(3.6)	0.1 (0.1)

\*A: Tributary, E: Effluent

The pH variations are shown in Figure 1, we can see that the pH fluctuates from 6.3 to 7.3, having a lower pH in treatments with a higher concentration of toxic metals, for treatments with 1 mg / L the initial pH is 7.3, with treatments of 5 mg / L is 6.75 and in treatments with higher concentration is 6.39, for control treatment the pH is 7.5.

During the phytoremediation process a phenomenon happens, where in the first seven days the pH increases until reaching values of 9 to 9.2, some research mentions that it is due to the consumption of CO<sub>2</sub> results of the photosynthesis carried out by each macrophyte (Mendoza et al., 2018). After day eight the pH tends to decrease considerably, until it stabilizes at values that fluctuate from 8.0 to 8.2. Some authors mention that an appropriate range of pH values goes from 4 to 8 (Li et al., 2015). Wang et al. (2021) studied the effect of the removal of aquatic plants on Cu, Zn and Cd showing similar results where pH values ranged from 7.9 and 9.4.

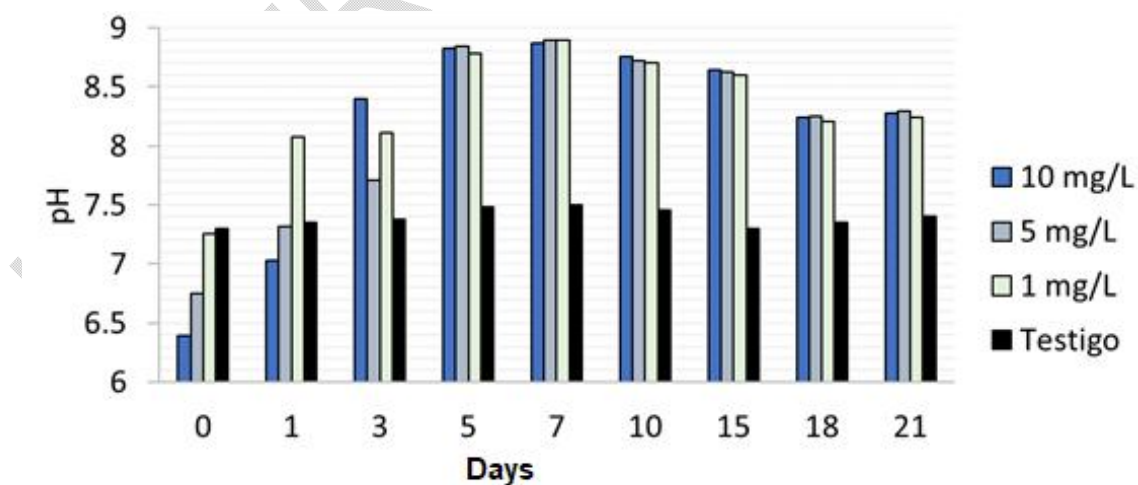
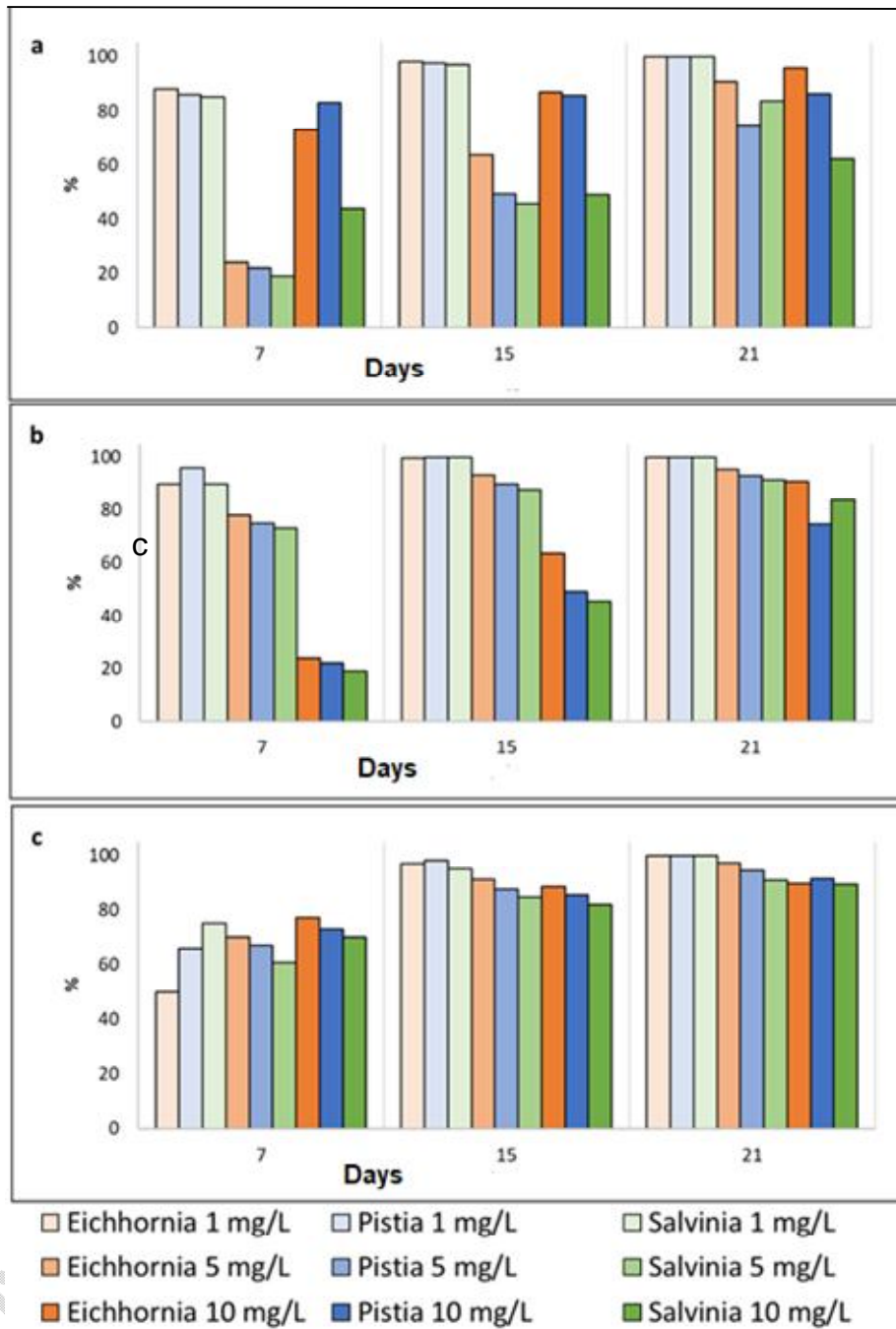


Figure 1. pH of the experiments

## Removal of toxic metals

All treatments showed a marked decrease in toxic metals, shown in Figure 2. For this, the maximum removal efficiency is achieved with *Eichhornia crassipes* with a concentration of 1 mg / L manages to remove 99.9% of Cr, Pb: 99.9%; Cd: 99.9 %. The experiments where there is a concentration of 5 mg / L the following Cr removals are reached: 90.88 %; Pb: 97.30%; Cd: 95.38 % and for experiments with 10 mg / L the removal is Cr: 95.98 %; P.S.: 89.65%; Cd: 90.88 %. These results are consistent with Mojiri et al. (2018) study the removal of Cr and Cd using *Eichhornia crassipes*, with a water with a content of 50 mg / L of Cd and Cr finding that after 72 hrs manage to remove 92%, for this study was included a support four layers of substrate of adsorbents which helped in the absorption of toxic metals.

Singh et al. (2021) studied the phytoremediation of *Eichhornia crassipes* and *Pistia stratiotes*, in wastewater with a content of 0.92 mg / L of Cd removing 45 % and 1.16 mg / L of Pb removing 25%, in a hydraulic retention time of 41 days.



**Figure 2.** Removal of Cr(a), Cd(b) and Pb(c) in the different treatments

For experiments performed with *Pistia stratiotes* with a concentration of 1 mg / L the removal is Cr: 99.9, Pb: 99.9; Cd: 99.9, with 5 mg/L Cr: 86.46; P.S.: 94.36; Cd: 93.0 and 10 mg/L Cr: 74.65; P.S: 91.25; Cd: 74.65. D and similarly Ayaz et al. (2020) evaluated Cd and Pb removal in concentration ranges of 4. 5-8. 0 mg/L Cd,

6. 81-8. 01 mg / L of Pb, using *Pistia stratiotes* and *Eichhornia crassipes* managed to remove 93.3% of Cd, 97.7 of Pb and in a time of 60 days. Xie et al. (2022) studied the phytoremediation of wastewater with a content of Cd, Cr and Pb using *Pistia stratiotes*, after 45 days of culture the concentration was reduced to 0.25–0.90 mg/L and 0.78–1.4 mg/L of 5 mg/L achieving removals of 72% to 84.4%. Experiments with *Salvinia molesta* with a concentration of 1 mg / L achieve removals of Cr: 99.0, Pb: 99.0; Cd: 99.0. for the concentration of 5 mg/L are removed from Cr: 83.72; PS: 90.64; Cd: 91.50 and with 10 mg/L removals are Cr: 62.29; P.S.: 89.20; Cd: 83.72.

The results show that *Salvinia molesta* was efficient in reducing the concentration of metals in wastewater, so the data obtained are purchased with George et al. (2017) study the potential of *Salvinia molesta* finding that wastewater with Cd and Pb, after ten days of treatment removes a large amount of these metals so its detection is very low, is below the limit of (0.01 and 0.05 ppm). On the other hand, Biju et al. (2023) studied wastewater from the textile industry which contained 20 mg / L of Cr and after eight days of treatment with *Salvinia molesta* reached a removal of 82 %.

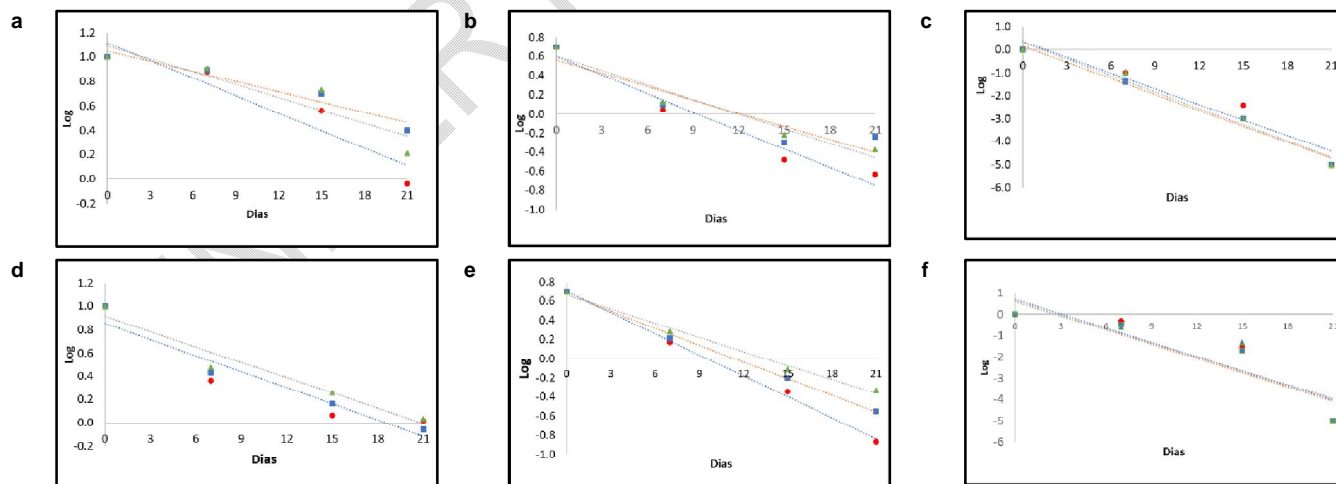
### **Toxic metal removal kinetics**

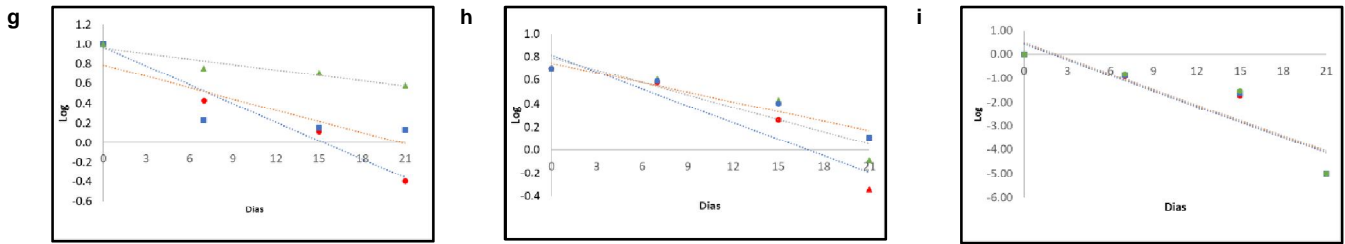
The kinetic behavior of the experiments shown in Figure 3 was considered that the model for the removal of toxic metals, is of the first order. In table 3 we can see the kinetic parameters, where in most experiments has an adjustment of  $R^2$  higher than 0.80, only in the removal of lead with 10 mg / L made by *Salvinia molesta* the value is lower reaching 0.77. For the treatments carried out with Cd we can highlight that the highest values of the constant  $k$  are obtained in the experiments carried out with *Eichhornia crassipes* where the values are 0.047, 0.064, 0.228 ( $\text{mgL}^{-1} \text{d}^{-1}$ ) with 1, 5 and 10 mg / L respectively. In case of experiments with Pb happens a similar behavior *Eichhornia crassipes* reaches the highest values ranging from 0.046, 0.073, 0.223 ( $\text{mgL}^{-1} \text{d}^{-1}$ ) with 1, 5 and 10 mg / L respectively. Finally, the experiments carried out with Cr, the highest values of  $k$  are 0.145,

0.047, 0.218 (mgL<sup>-1</sup> d<sup>-1</sup>) with 1, 5 and 10 mg / L respectively, which also belong to *Eichhornia crassipes*. It is evident that *Eichhornia crassipes*. has a higher assimilation rate of Cd, Cr and Pb compared to other macrophytes.

**Table 3.** Kinetic parameters

Cd	K (mgL <sup>-1</sup> d <sup>-1</sup> )			R <sup>2</sup>		
	1 mg/L	5 mg/L	10 mg/L	1 mg/L	5 mg/L	10 mg/L
<i>Eichhornia crassipes</i>	0.047	0.064	0.228	0.88	0.95	0.93
<i>Pistia stratiotes L</i>	0.027	0.046	0.232	0.93	0.84	0.98
<i>Salvinia molesta</i>	0.035	0.05	0.238	0.83	0.94	0.97
Pd						
<i>Eichhornia crassipes</i>	0.046	0.073	0.223	0.87	0.99	0.8
<i>Pistia stratiotes L</i>	0.044	0.058	0.224	0.94	0.99	0.83
<i>Salvinia molesta</i>	0.044	0.049	0.215	0.94	0.99	0.77
Cr						
<i>Eichhornia crassipes</i>	0.145	0.047	0.218	0.98	0.88	0.84
<i>Pistia stratiotes L</i>	0.038	0.027	0.217	0.7	0.93	0.82
<i>Salvinia molesta</i>	0.018	0.035	0.216	0.9	0.83	0.81

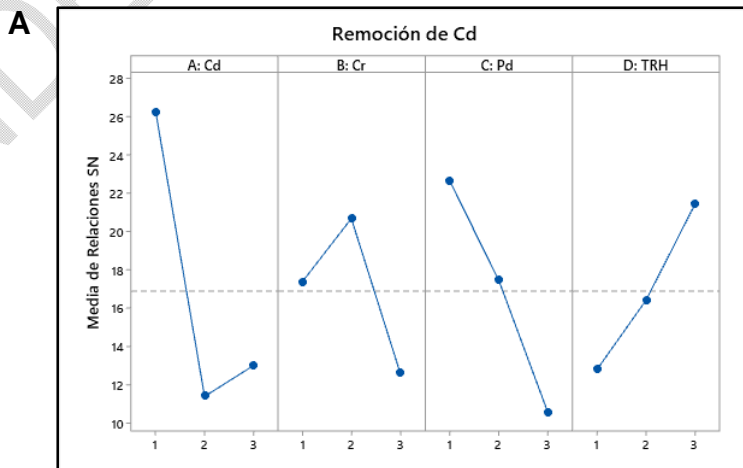


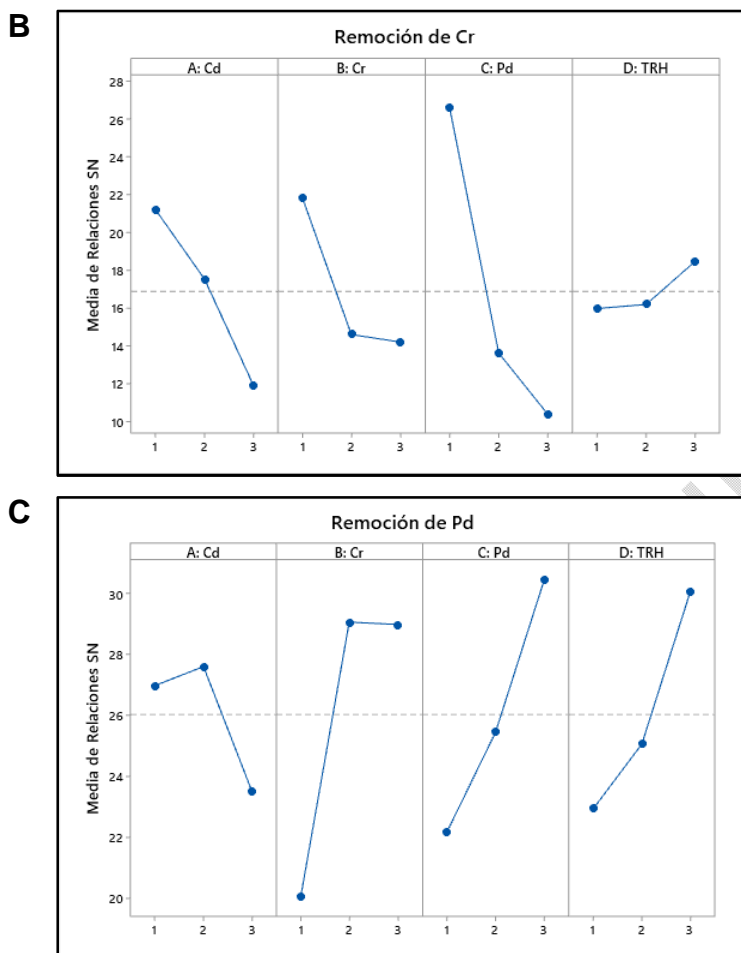


**Figure 3.** First-order model correlation with removal kinetics for Cd (a: 1 mg/L b: 5 mg/L c:10 mg/L), Cr (d: 1 mg/L e: 5 mg/L f:10 mg/L) and Pb (g: 1 mg/L h: 5 mg/L i: 10 mg/L) in the different treatments

### Taguchi Design Analysis

The conditions for achieving the highest removal efficiency for each factor are shown in Figure 4. The conditions for cadmium (Figure 4. A) is reached when you have 1 mg / L of Cd, 5 mg / L of Cr, 1 mg / L of Pb in a time of 21 days. To achieve optimal levels of chromium removal (Figure 4.B) it is necessary to have the concentration of 1 mg / L of each metal Cd, Cr, and Pb, for this case TRH does not play such a relevant role, but it is more significant the TRH of 21 days. Finally, to achieve the highest levels of lead removal (Figure 4. C) you can have a concentration of 5 mg / L of Cd, while chromium can contain between 10 to 5 mg / L and Cd 1 mg / L of chromium is needed, for this case if it is very marked the removal in a TRH of 21 days is more significant.





**Figure 4. Optimal levels for higher % removal efficiency of a) Cd b) Cr c) Pd**

The Taguchi analysis showed the best conditions to perform phytoremediation Table 4, the optimal conditions are at low concentrations when you have 1 mg / L of each of the toxic metals and the most suitable HRT is after 21 days.

**Table 4.** Optimal values in Taguchi analysis

<b>Cd<sup>+2</sup></b>	<b>Cr<sup>+3</sup></b>	<b>Pb<sup>+2</sup></b>	<b>TRH</b>
<b>mg/L</b>	<b>mg/L</b>	<b>mg/L</b>	<b>días</b>
<b>1</b>	<b>1</b>	<b>1</b>	<b>21</b>

## CONCLUSIONS

The findings of this work show that *Eichhornia crassipes*, *Pistia stratiotes* and *Salvinia molesta* are efficient in the removal of toxic metals (Cd, Cr and Pb). Although different removal efficiencies are shown for each toxic metal, the removals of *Eichhornia crassipes* stand out, achieving a higher removal rate. *Eichhornia crassipes* is the optimal macrophyte to efficiently remove compounds such as Cd, Cr and Pb in a time of 21 days. In general, the days from 15 to 21 were where the greatest elimination of Cd, Cr and Pb was achieved. Being the day 21 the day considered the most appropriate.

## REFERENCES

1. Ali, H.; Khan, E.; Sajad, M. A. (2013). Phytoremediation of heavy metals— concepts and applications. *Chemosphere*, 91(7), 869-881. <https://doi.org/10.1016/j.chemosphere.2013.01.075>
2. Ali, S., Abbas, Z., Rizwan, M., Zaheer, I.E., Yavas, I., Unay, A., Abdel-Daim, M.M., Bin-Jumah, M., Hasanuzzaman, M., Kalderis, D. (2020). Application of floating aquatic plants in phytoremediation of heavy metals polluted water: a review. *Sustainability*.12, 1927. <https://doi.org/10.3390/su12051927>
3. APHA, AWWA, WEF. 2012. Standard Methods for examination of water and wastewater. XXII Ed., 1360 p. American Public Health Association, Washington, USA.
4. Arias, A., A. Ramírez, V. Fernández y N. E. Sánchez. (2015). The use of Common Duckweed (*Lemna minor*) in the treatment of wastewater from the washing of sisal fiber (*Furcraea bedinghausii*). *Ingeniería y competitividad* 18 (2): 25-34. <https://www.redalyc.org/articulo.oa?id=291346311003>
5. Ayaz, T., Khan, S., Khan, A. Z., Lei, M., & Alam, M. (2020). Remediation of industrial wastewater using four hydrophyte species: A comparison of individual (pot experiments) and mix plants (constructed wetland). *Journal of environmental management*, 255, 109833. <https://doi.org/10.1016/j.jenvman.2019.109833>

6. Ayyasamy, P. M., Rajakumar, S., Sathishkumar, M., Swaminathan, K., Shanthi, K., Lakshmanaperumalsamy, P.; Lee, S. (2009). Nitrate removal from synthetic medium and groundwater with aquatic macrophytes. *Desalination*. 242(1-3), 286-296. <https://doi.org/10.1016/j.desal.2008.05.008>
7. Bayen, S., 2012. Occurrence, bioavailability and toxic effects of trace metals and organic contaminants in mangrove ecosystems: a review. *Environ. Int.* 48, 84–101. <https://doi.org/10.1016/j.envint.2012.07.008>
8. Bavandpour, F. Zou, Y. He, Y. Saeed, T. Sun, Y. Sun G. Removal of dissolved metals in wetland columns filled with shell grits and plant biomass, *Chem. Eng. J.* 331 (2018) 234–241, <https://doi.org/10.1016/j.cej.2017.08.112>.
9. Biju, L. M., Kumar, P. S., Kavitha, R., Rajagopal, R., & Rangasamy, G. (2023). Application of *Salvinia* sps. in remediation of reactive mixed azo dyes and Cr (VI)-Its pathway elucidation. *Environmental Research*, 216, 114635. 261-2310 <https://doi.org/10.1016/j.envres.2022.114635>
10. Canales-Flores R.A., Prieto-García F. (2020). Taguchi optimization for production of activated carbon from phosphoric acid impregnated agricultural waste by microwave heating for the removal of methylene blue. *Diamond and Related Materials*, Volume 109, 108027. <https://doi.org/10.1016/j.diamond.2020.108027>
11. Cheng, S., Grosse W., Karrenbrock F., Thoennesen M., Eficiencia de humedales artificiales en la descontaminación de aguas contaminadas por metales pesados, *Ecol. Ing.* 18 (2002) 317–325, [https://doi.org/10.1016/S0925-8574\(01\)00091-X](https://doi.org/10.1016/S0925-8574(01)00091-X).
12. Chen, W.; Zhang, X.; Zhang, J.; Duan, N.; Gong, X.; Liu, S.; Zhan C.; Chen W.; Xing, X. (2022). Characteristics, Sources and Health Risk of Heavy Metals in Road Dust in the Typical County Town, Central China. *Applied Sciences*. 12(24), 12958. <https://www.mdpi.com/2076-3417/12/24/12958>
13. Eid EM, Alrumman SA, Galal TM, El-Bebany AF (2019) Regression models for monitoring trace metal accumulations by *Faba sativa* Bernh. *Plants*

- grown in soils amended with different rates of sewage sludge. *Sci Rep* 9(1):5443. <https://doi.org/10.1038/s41598-019-41807-9>.
14. Eid EM, Shaltout KH, Moghanm FS, Youssef MS, El-Mohsnawy E, Haroun SA (2019b) Bioaccumulation and translocation of nine heavy metals by *Eichhornia crassipes* in Nile Delta, Egypt: perspectives for phytoremediation. *Int J Phytoremediation* 21(8):1. <https://doi.org/10.1080/15226514.2019.1566885>.
  15. George, G. T., & Gabriel, J. J. (2017). Phytoremediation of heavy metals from municipal wastewater by *Salvinia molesta* Mitchell. *The Saudi Journal of Life Sciences*, 2(3), 108-115.
  16. Gholipour A, Zahabi H, Stefanakis AI (2020) A novel pilot and full-scale constructed wetland study for glass industry wastewater treatment. *Quimiosfera* 247:125966. <https://doi.org/10.1016/j.chemosphere.2020.125966>
  17. Gill L.W., Ring P., Higgins N.M.P., Johnston P.M. Accumulation of heavy metals in a constructed wetland treating road runoff, *Ecol. Eng.* 70 (2014) 133–139. <https://doi.org/10.1016/j.ecoleng.2014.03.056>
  18. Guo, R.; Jin, H.; Wu, H.; Huang, H.; Ye, X.; Xu, Y.; Zheng, M. (2018). Total content of heavy metals and their chemical form changes in multilevel wastewater treatment system in intensive swine farm. *Transactions of the Chinese Society of Agricultural Engineering*. 34(6), 210-216. <https://www.cabdirect.org/cabdirect/abstract/20183188015>
  19. Herman-Lara, E., Bolívar-Moreno, D., Toledo-López, V. M., Cuevas-Glory, L. F., Lope-Navarrete, M. C., Barrón-Zambrano, J. A., Díaz-Rivera, P., & Ramírez-Rivera, E. J. (2019). Minerals multi-element analysis and geographical origin of artisanal goat cheeses. *Journal of Food Science and Technology*. 39(2), 517-525. <http://dx.doi.org/10.1590/fst.23918>.
  20. Ibezim-Ezeani MU, Ihunwo OC (2020) Assessment of Pb, Cd, Cr and Ni in Water and Water Hyacinth (*Eichhornia crassipes*) Plant from Woji Creek, Rivers State, Nigeria *J App Sci Environ Manag* 24(4):719–727. <https://doi.org/10.4314/jasem.v24i4.26>.

21. Ijaz, A., Imran, A., ul Haq, M.A., Khan, Q.M., Afzal, M., 2016a. Phytoremediation: recent advances in plant-endophytic synergistic interactions. *Plant Soil* 405, 179-195. <https://doi.org/10.1007/s11104-015-2606-2>
22. Li, J., Luan, Y.N., Sun, X.Y., Yu, H.X., Qi, N., Wu, X.Y., 2015. Research advances in remediation of heavy metal contaminated water bodies by aquatic plants. *World Forestry Res* 28 (1), 31–35 (in Chinese).
23. Loloide, Z., Mozaffarian, M., Solieman, M., Asassian N. (2016). Carbonization and CO<sub>2</sub> activation of scrap tires: optimization of specific surface area by the Taguchi method, *Kor. J. Chem. Eng.* 1–10, 195. <https://doi.org/10.1007/s11814-016-0266-4>
24. Kobielska, P. A.; Howarth, A. J.; Farha, O. K.; Nayak, S. (2018). Metal organic frameworks for heavy metal removal from water. *Coordination Chemistry Reviews*. 358, 92-107. <https://doi.org/10.1016/j.ccr.2017.12.010>
25. Kröpfelová, L. Vymazal, J. Švehla, J. Štíhová J. Removal of trace elements in three horizontal sub-surface flow constructed wetlands in the Czech Republic, *Environ. Pollut.* 157 (2009) 1186–1194, <https://doi.org/10.1016/j.envpol.2008.12.003>.
26. Kumar, V.; Parihar, R. D.; Sharma, A.; Bakshi, P.; Sidhu, G. P. S.; Bali, A. S.; Karaouzaz L.; Bhardwaj R.; Thukral A.K.; Gyasi-Agyei Y.; Rodrigo-Comino, J. (2019). Global evaluation of heavy metal content in surface water bodies: A meta-analysis using heavy metal pollution indices and multivariate statistical analyses. *Chemosphere*. 236, 124364. <https://doi.org/10.1016/j.chemosphere.2019.124364>
27. Kumar, S.; Nand, S.; Dubey, D.; Pratap, B.; Dutta, V. (2020). Variation in extracellular enzyme activities and their influence on the performance of surface-flow constructed wetland microcosms (CWMs). *Chemosphere*, 251, 126377. <https://doi.org/10.1016/j.chemosphere.2020.126377>
28. Lesage, E. Rousseau, D.P.L. Meers E., Tack, F.M.G. De Pauw N. Accumulation of metals in a horizontal subsurface flow constructed wetland

- treating domestic wastewater in Flanders, Belgium, *Sci. Total Environ.* 380 (2007) 102–115, <https://doi.org/10.1016/j.scitotenv.2006.10.055>.
29. Li, Y.Z., Zhou, Q.Q., Ren, B., Luo, J., Yuan, J.R., Ding, X.H., Bian, H.L., Yao, X. (2020a). Trends and health risks of dissolved heavy metal pollution in global river and lake water from 1970 to 2017. *Reviews of Environmental Contamination and Toxicology.* 251, 1-24. [https://doi.org/10.1007/398\\_2019\\_27](https://doi.org/10.1007/398_2019_27)
30. Liu, H.; Hu, Z.; Zhang, J.; Ngo, H. H.; Guo, W.; Liang, S.; Fan J.; Lu S.; Wu, H. (2016). Optimizations on supply and distribution of dissolved oxygen in constructed wetlands: a review. *Bioresource Technology.* 214, 797-805. <https://doi.org/10.1016/j.biortech.2016.05.003>
31. Lu, B.; Xu, Z.; Li, J.; Chai, X. (2018). Removal of water nutrients by different aquatic plant species: An alternative way to remediate polluted rural rivers. *Ecological Engineering.* 110, 18-26. <https://doi.org/10.1016/j.ecoleng.2017.09.016>
32. Malyan SK, Kumar SS, Singh L, Singh R, Jadhav DA, Kumar V (2021) Bioelectrochemical systems for removal and recovery of heavy metals. In *Bioremediation, nutrients, and other valuable product recovery.* 185-203. Elsevier. <https://doi.org/10.1016/B978-0-12-821729-0.00005-1>
33. Martínez-Peña, L.; López-Candela, C. (2018). Floating islands as a strategy for the establishment of aquatic plants in the Botanical Garden of Bogotá. *Gestión y Ambiente*, 21(1), 110. <https://doi.org/10.15446/ga.v21n1.69209>
34. Mendoza, Y. I.; I Pérez, J.; Galindo, A. A. 2018. Evaluación del aporte de las plantas acuáticas Pistia stratiotes y Eichhornia crassipes en el tratamiento de aguas residuales municipales. *Información tecnológica.* 29(2), 205-214.
35. Messer, T. L., Miller, D. N., Little, H., & Oathout, K. (2022). Nitrate-N removal rate variabilities in floating treatment wetland mesocosms with diverse planting and carbon amendment designs. *Ecological Engineering*, 174, 106444. <https://doi.org/10.1016/j.ecoleng.2021.106444>

36. Mojiri, A., Tajuddin, R. M., Ahmad, Z., Ziyang, L., Aziz, H. A., & Amin, N. M. (2018). Chromium (VI) and cadmium removal from aqueous solutions using the BAZLSC/cockle shell constructed wetland system: optimization with RSM. *International Journal of Environmental Science and Technology*, 15, 1949-1956
37. Mondal, B.; Bordoloi, N. (2023). Metal in water: an assessment of toxicity with its biogeochemistry. Global Sources, Significance, and Treatment Advances in Environmental Pollution Research, In *Metals in Water*.71-91. Elsevier. <https://doi.org/10.1016/B978-0-323-95919-3.00017-3>
38. Morales Rojas E.; Reyes Farje J.; Quiñones Huatangari L.; Milla Pino M. (2019). Effect of the water jacinto (*Eichhornia crassipes*) on the deposition of the residual water of the collector Santa Lucia-Chachapoyas. *Rev. Cienc. Tecnol.* 15(4): 19 – 25. ISSN 1810-6781.
39. Nahlik, A.M., Blocksom, K.A., Herlihy, A.T., Kentula, M.E., Magee, T.K., Paulsen, S.G., 2019. Use of national-scale data to examine human-mediated additions of heavy metals to wetland soils of the US. *Environ. Monit. Assess.* 191, 336.
40. Prajapati M.; Bruggen J.; Dalu T.; Malla R. 2017. Assessing the effectiveness of pollutant removal by macrophytes in a floating wetland for wastewater treatment. *Appl Water Sci.* 7(8),4801–4809.
41. Queiroz, R. D. C. S. D.; Lôbo, I. P.; Ribeiro, V. D. S.; Rodrigues, L. B.; Almeida Neto, J. A. D. 2020. Assessment of autochthonous aquatic macrophytes with phytoremediation potential for dairy wastewater treatment in floating constructed wetlands. *International journal of phytoremediation.* 22(5), 518-528.
42. Ramachandra, T.V., Sudarshan, P.B., Mahesh, M.K., Vinay, S., 2018. Spatial patterns of heavy metal accumulation in sediments and macrophytes of Bellandur wetland, Bangalore. *J. Environ. Manag.* 206, 1204–1210.

43. Rehman, K., Imran, A., Amin, I., Afzal, M. (2018). Inoculation with bacteria in floating treatment wetlands positively modulates the phytoremediation of oil field wastewater. *J. Hazard. Mater.* 349, 242-251.
44. Shahid, M. J.; Ali, S.; Shabir, G.; Siddique, M.; Rizwan, M.; Seleiman, M. F.; Afzal, M. (2020). Comparing the performance of four macrophytes in bacterial assisted floating treatment wetlands for the removal of trace metals (Fe, Mn, Ni, Pb, and Cr) from polluted river water. *Chemosphere.* 243, 125353. <https://doi.org/10.1016/j.chemosphere.2019.125353>
45. Singh, J., Kumar, V.; Kumar, P. (2022). Kinetics and prediction modeling of heavy metal phytoremediation from glass industry effluent by water hyacinth (*Eichhornia crassipes*). *International Journal of Environmental Science and Technology*, 19(6), 5481-5492.
46. Troncoso-Gómez A. y Aponte H. (2020). Influence of salinity and aeration on the growth of *Limnobium laevigatum* (humb. & bonpl. Ex willd.) Heine. *Ecología Aplicada*, 19(1), 1-7. ISSN 1726-2216. DOI: <http://dx.doi.org/10.21704/rea.v19i1.1440>
47. Victor K.K; Sèka Y.; Norbert K.K.; Sanogo T.A.; Celestin A.B.; 2016. Phytoremediation of wastewaters toxicity using water hyacinth (*Eichhornia Crassipes*) and water lettuce (*Pistia Stratiotes*). *Int J. Phytoremediation.* 18 (10), 949-955.
48. Vymazal, J. Březinová T. Accumulation of heavy metals in aboveground biomass of *Phragmites australis* in horizontal flow constructed wetlands for wastewater treatment: A review, *Chem. Eng. J.* 290 (2016) 232–242, <https://doi.org/10.1016/j.cej.2015.12.108>.
49. Wang, W.; Cui, J.; Li, J.; Du, J.; Chang, Y.; Cui, J., Liu X.; Fan X.; Yao, D. (2021). Removal effects of different emergent-aquatic-plant groups on Cu, Zn, and Cd compound pollution from simulated swine wastewater. *Journal of Environmental Management.* 296, 113251. <https://doi.org/10.1016/j.jenvman.2021.113251>
50. Wang, X; Gao, G; Liu, B; Gong, Z; Luo, J; Wang, K; Xu, C; Lu, T; Hu, W; Wu, D; Huang, T. (2020a). Distribution of duckweed germplasm resources

- and its response to water environment factors in Poyang Lake basin. *Chinese Journal of Applied & Environmental Biology*. 26(4), 999-1008. 10.19675/j.cnki.1006-687x.2020.08020
51. Wu, S., Lyu, T., Zhao, Y., Vymazal, J., Arias, C.A., Brix, H. (2018). Rethinking Intensification of Constructed Wetlands as a Green Eco-Technology for Wastewater Treatment. ACS Publications
52. Wu, H., Gao, X., Wu, M., Zhu, Y., Xiong, R., & Ye, S. (2020). The efficiency and risk to groundwater of constructed wetland system for domestic sewage treatment-A case study in Xiantao, China. *Journal of Cleaner Production*, 277, 123384.
53. Xie, P., Zahoor, F., Iqbal, S. S., Ullah, S., Noman, M., Din, Z. U., & Yang, W. (2022). Elimination of toxic heavy metals from industrial polluted water by using hydrophytes. *Journal of Cleaner Production*, 352, 131358. <https://doi.org/10.1016/j.jclepro.2022.131358>
54. Zeng, Z., Zheng, P., Kang, D., Li, Y., Li, W.J., Xu, D.D., Chen, W.D., Pan, C., (2021). The removal of copper and zinc from swine wastewater by anaerobic biological-chemical process: performance and mechanism. *Journal of Hazard Mater.* 401, 123767. <https://doi.org/10.1016/j.jhazmat.2020.123767>
55. Zhai, X., Piwpuan, N., Arias, C.A., Headley, T., Brix, H., 2013. Can root exudates from emergent wetland plants fuel denitrification in subsurface flow constructed wetland systems? *Ecological engineering*. 61, 555-563. <https://doi.org/10.1016/j.ecoleng.2013.02.014>
56. Zhang, X., Wang, T., Xu, Z., Zhang, L., Dai, Y., Tang, X., ... & Tai, Y. (2020). Effect of heavy metals in mixed domestic-industrial wastewater on performance of recirculating standing hybrid constructed wetlands (RSHCWs) and their removal. *Chemical Engineering Journal*, 379, 122363.
57. Zhou, Q., Yang, N., Li, Y., Ren, B., Ding, X., Bian, H., & Yao, X. (2020). Total concentrations and sources of heavy metal pollution in global river and lake water bodies from 1972 to 2017. *Global Ecology and Conservation*, 22, e00925. <https://doi.org/10.1016/j.gecco.2020.e00925>.