

## Original Research Article

### **Study the Growth and Yield Performance of Tomato (*Lycopersicum esculentum* L.) at Different Building Height of Rooftop Gardening**

#### **ABSTRACT**

Rooftop gardening is very important for food security and environmental restoration, but if it is not economically feasible on the basis of productivity than rooftop gardening will not increase and sustain. To know the productivity on different height of buildings roof, an experiment was conducted at the Agroforestry research field and the rooftop of different buildings at Sher-e-Bangla Agricultural University, Dhaka during the period from September, 2021 to March, 2022. The experiment was laid out in a Completely Randomized Design with four replications containing four pots in each replication. The plant material was BARI Tomato -14 and treatments of this experiment were T<sub>1</sub>= Control (Ground level, 0.0 m), T<sub>2</sub>= Rooftop of three storied building (11.28 m), T<sub>3</sub> = Rooftop of six storied building (21.34 m), T<sub>4</sub> = Rooftop of ten storied building (34.75 m). Different height of buildings rooftop showed significant effects on their temperature, moisture of pot soil, growth, yield contributing characters and yield of tomato. The treatment T<sub>1</sub> showed significantly higher moisture content of pot soil, plant height, plant stem diameter, branch number per plant, leaf number per plant, flower cluster number per plant, fruit number per plant, fruit length, fruit diameter, individual fruit weight and yield per plant than all other treatments but T<sub>4</sub> showed significantly lowest results in all the above mentioned characters. T<sub>1</sub> showed significantly lowest result in case of air temperature but T<sub>4</sub> showed highest result. There was no significant effect on chlorophyll content of tomato leaf. All the moisture content of pot soil, growth except chlorophyll content of leaf, yield contributing characters and yield of tomato showed a gradually decreasing results with the increasing of buildings rooftop height. The sequence of moisture content of pot soil, growth except chlorophyll content of leaf, yield contributing characters and yield were T<sub>1</sub>>T<sub>2</sub>>T<sub>3</sub>>T<sub>4</sub> but in case of air temperature, the sequence was T<sub>4</sub>> T<sub>3</sub>> T<sub>2</sub>> T<sub>1</sub>.

**Keywords:** Growth, Yield, Tomato, Building height, Rooftop gardening

**Comment [Ma1]:** The abstract is long. It should be shortened based on meaningful attributes.

**Comment [Ma2]:** Attributes that were not significant. They do not need to be reported, like the amount of chlorophyll

**Comment [Ma3]:** Keywords should not be selected from the title, replaced with new words.

## 1. INTRODUCTION

In the Meantime, Urbanization and Human Activities induced climate change impacts are two distinct hot topics that are worth discussion. Urbanization brings various challenges like greater ambient noises, increased environmental stressors and massive demand for food. 54% of the total world population is urbanized, the share is expected to reach up to 66% in less developed regions and 86% in most developed regions by 2050 (United Nations, 2014). Moreover, many urban residents are facing problems due to lack of space for vegetation. The problem of urbanization and destruction of fertile soils invites the solution of rooftop gardening. Where the lives of people are obstructed and there is a scarcity of soil and land to cultivate plants, Rooftop gardening is itself a prodigious idea for pitching a road towards sustainability. Some cities are trying to boost sustainability through urban farming as a possible solution to these problems (Nasret.al,2001). Now-a-days, a massive misuse of pesticide and degrading soil fertility, the fright of health hazards while consuming the market vegetables are inside the minds of people somewhere. Rooftop gardening may seem a small step but it is a leap ahead for sustainability and combating the havoc of climate change hazards. Microclimate can be modified by rooftop farming because of its contribution to mitigate the ecological problems and advancement of metropolitan food system. Rooftop garden regulates the temperature on the roof as well as the room below the roof garden (Gupta and Mehta, 2017). 60% of heat gain can be reduced by the vegetation of the green roof system. This result to decrease in temperature as compared to other buildings which lack the rooftop garden (Williams et.al,2010).

**Comment [Ma4]:** In the introduction, try to use newer sources related to the topic, not old sources.

**Comment [Ma5]:** replaced by new sources.

**Comment [Ma6]:** replaced by new sources.

Bangladesh is a developing country. Its economic growth is rapid and population growth also high. In Bangladesh, there are total 532 urban areas, which are divided into three categories. These are city corporation, municipal corporation (Pourasova) and upazila town. Among these urban areas, Dhaka is the largest city by population and area, with a population of 19.10 million (BBS, 2014). There are total 11 city corporations and 329 municipal corporations and 203 small towns in Bangladesh. According to 2011 population census, Bangladesh has an urban population of 28%, with a growth rate of 2.8%(BBS, 2014). At this growth rate, it is estimated that the urban population of Bangladesh will reach 79 million or 42% of total population by 2035.

With speedy and unplanned urbanization, incidence of city poverty and meals insecurity has been additionally growing alarmingly in Dhaka (Choguill,1995).Islam et al.,(2004) seen that urban

agriculture (UA) contributes to meals protection by means of growing the furnish of meals and by means of improving the perishable meals attaining city consumers. There are economic, social and environmental opportunities of local and efficient food production through innovative urban rooftop farming (Sanyé-Mengual *et al.*, 2015).

Bangladesh is one of the most densely populated countries in the world where 1015 persons are living per square kilometer (BBS, 2013). The per capita land area is decreasing at an alarming rate due to increasing population (Hossain and Bari, 1996).

Comment [Ma7]: replaced by new sources.

The population is increasing and cultivable land is decreasing in Bangladesh. Though the home yard of the villages has some space for gardening but urban areas have lack enough space for gardening. So, it is very challenging to feed the people of urban areas in future. On the other hand, due to urbanization, rooftop of building appropriate for cultivation is increasing day by day. So, rooftop gardening is a great opportunity to face the challenge of food scarcity and climate change as well as biodiversity conservation.

Comment [Ma8]: reference?

Vegetables are one of the essential food items of daily requirement which can contribute in overcoming such health hazard. So, improvement of daily dietary value depends largely on the vegetable consumption. The per capita consumption of vegetables in Bangladesh is only 53 g, which is far behind the daily requirement of 200 g/head (Rashid, 1999). This figure is lower than that of some other Asian countries like India (167 g), Pakistan (69 g), Sri Lanka (120 g), China (280 g) and Japan (248 g); the world average consumption being 250 g/head/day (Rampal and Gill, 1990). So, vegetable production and consumption need to be increased in Bangladesh. Vegetables are not produced evenly throughout the year in Bangladesh. About 35% of the vegetables are produced in summer season and the rest in the winter season (Rashid, 1999).

Comment [Ma9]:

Tomato (*Solanum lycopersicon* Mill.) is one of the most important edible and nutritious vegetable crops in Bangladesh. It is a member of solanaceae family. Tomato is a self crossing annual crop. Because of its well adaptability to broad range of soil and climate in Bangladesh, it is grown in all home garden and in the field condition also. It ranks next to potato and sweet potato in respect of vegetable production in the world. The cultivated area under tomato in Bangladesh is 6.81%, average yield 5451 kg/acre, total production 368000 tons. (BBS, 2016),

which is very low compared to other countries like India (15.67 t/ha), China (30.39 t/ha), Egypt (34.00 t/ha), Turkey (41.77 t/ha), Japan (52.82 t/ha) and USA(65.22 t/ha) (FAO, 2008).

Comment [Ma10]: replaced by new sources.

Tomato fruit is classified as a berry. As a true fruit, it develops from the ovary of the plant after fertilization, its flesh comprising the pericarp walls. It is a good source of vitamins (A and C) and minerals (Hobson and Davies, 1971; Kalloo, 1991). More than 7% of total vitamin-C of vegetable origin comes from tomato in Bangladesh (BBS, 2008).

Comment [Ma11]: replaced by new sources.

In most cases, production of different crops in rooftop gardening depends on insect (for infestation or fertilization) as well as surrounding air temperature, moisture content of soil, humidity and air velocity etc. All these factor (insect, temperature, moisture, humidity, air velocity) may be different at different height of urban building. But in urban areas, height of buildings is not same. As a result, production of crops on rooftop may be affected at different height of building rooftop.

Comment [Ma12]: reference?

Comment [Ma13]:

Among the potential vegetables, tomato is a very popular vegetable in Bangladesh. Unfortunately, this crop has not been studied on rooftop gardening at different height of buildings rooftop. Considering the above-mentioned facts, a popular tomato variety was selected in this study for evaluating the performance of growth and yield of tomato on different height of buildings rooftop.

The research work had the following objectives:

- i. To evaluate temperature of air the and moisture of pot soil at different height of buildings rooftop.
- ii. To evaluate the growth and yield contributing characters of tomato at different height of buildings rooftop.
- iii. To identify the optimum height of building rooftop for tomato cultivation.

## 2. MATERIALS AND METHODS

- i) **Location:** The experimental site was located between 23°74/N latitude and 90°35/E longitudes with an altitude of 8.2 m, Sher-e-Bangla Agricultural University, Bangladesh.
- ii) **Plant materials:** Tomato (BARI Tomato -14)
- ii. **Treatments:** The following four treatments were maintained in this study-  
T<sub>1</sub> -control (ground) (0.0 m)

T<sub>2</sub>-rooftop of three storied building (11.28 m)

T<sub>3</sub>- rooftop of six storied building (21.34 m)

T<sub>4</sub>- rooftop of ten storied building (34.75 m)

### iii) **Experimental design and layout**

The experiment was laid out in a completely Randomized Design (CRD) with four replications on ground and different height of three buildings rooftop in plastic pot contained four pots in each replication and each pot contained 1 tomato plant.

### iv) **Uprooting and transplanting of seedlings**

Seedlings of 35 days old on 22<sup>nd</sup> November, 2021 were uprooted separately from the seedbed and transplanted properly.

### v) **Intercultural operations**

Intercultural operations were done whenever needed for better growth and development. Intercultural operations followed in the experiment were irrigation, weeding, staking, pest control etc.

### vi) **Harvesting**

Harvesting was started during early ripe stage when the fruits attained slightly red color. Harvesting was done at 7 days' interval starting from 15<sup>th</sup> February, 2022 and was continued up to 15<sup>th</sup> March, 2022.

### vii) **Data collection and recording**

Experimental data were recorded from 15 days after transplanting and continued until last harvest. The following data were recorded during the experimental period.

#### **1. Temperature**

The temperature of air was taken by the help of Thermometer at 30 DAT, 40 DAT, 50 DAT, 60 DAT at day (2.0 pm) and night (10.0 pm). The temperature was taken in degree Celsius (°C).

#### **2. Moisture of pot soil**

The moisture content of the pot soil was taken consecutively 7 days from 45 DAT to 51 DAT by the help of Moisture meter at 4.0 pm and average moisture content was calculated. The moisture was taken in %.

### **3. Plant height**

Plant height was measured in centimeter from the ground level to the tip of the highest leaf and means value was calculated. To observe the growth rate plant height was recorded at 15 DAT, 30 DAT, 45 DAT and 60 DAT(days after transplanting).

### **4. Plant stem diameter**

Plant stem diameter was measured in centimeter by using Vernier caliper. Stem diameter was recorded at 15 DAT, 30 DAT, 45 DAT and 60 DAT.

### **5. Number of leaves per plant**

Leaves number were counted from each plant at 15 DAT, 30 DAT, 45 DAT and 60 DAT.

### **6. Number of branches per plant**

The total number of branches per plant were counted from each plant at 15 DAT, 30 DAT, 45 DAT and 60 DAT.

### **7. Chlorophyll Content**

Chlorophyll content of the leaves of plant was measured by SPAD-meter. Unit of chlorophyll content was SPAD value.

### **8. Flower cluster number per plant**

Total number of flower cluster per plant were counted and recorded

### **9. Number of fruits per plant**

Total number of fruits per plant were counted and recorded.

### **10. Fruit length**

The length of fruit was measured with a slide calipers from the neck of the fruit to the bottom of randomly selected 6 fruits in centimeter (cm) and calculated the average length of the fruit.

### **11. Fruit diameter**

Diameter of fruit was measured at the middle portion of randomly selected 6 fruits from each plant with a slide calipers in centimeter (cm) and calculated the average diameter of the fruit.

## 12. Individual fruit weight

Total weight of fruit was measured from each plant from 1st to last harvest and individual fruit weight was measured divided with the number of fruits per plant. Individual fruit weight was recorded in gram (g).

## 13. Fruit yield per plant

Fruit yield per plant was calculated by totaling fruit yield from first to final harvest and was recorded in gram (g).

### x) Statistical analysis

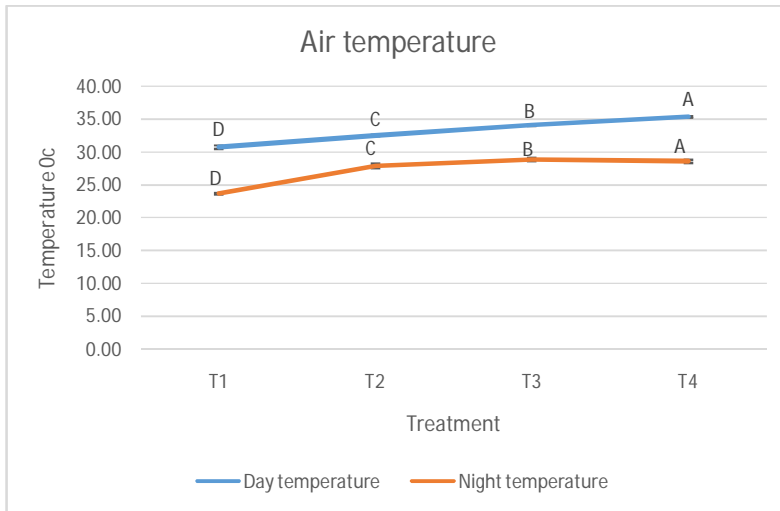
All the obtained data were subjected to compiled and analyzed by microsoft Excel Worksheet and Statistix 10 software.

## 3. RESULTS AND DISCUSSION

Results obtained from the study have been presented and discussed in this section with a view to evaluation the air temperature and soil moisture and then performance of tomato growth, yield contributing characters and yield on different height of buildings rooftop to compare with ground level. The data are given in different tables and figures. The results have been discussed, and possible interpretations are given under the following headings.

### 3.1 Air temperature

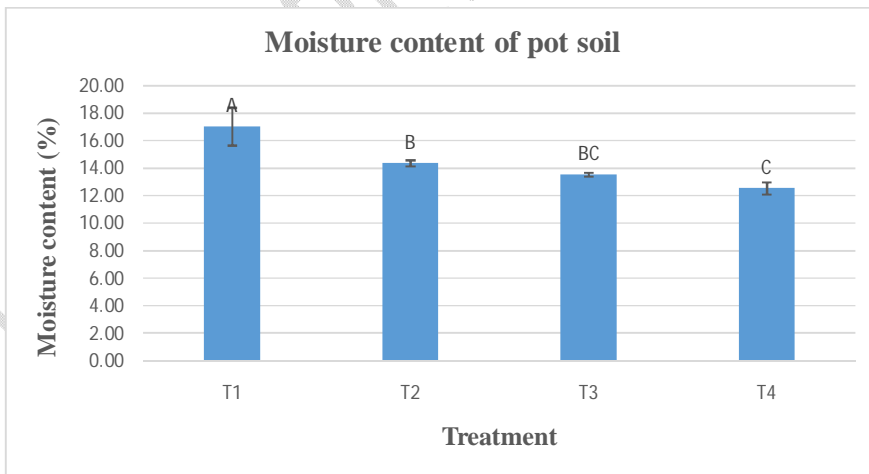
Figure 1 showed that, during day and night, there were significant differences of air temperature among  $T_1$ ,  $T_2$ ,  $T_3$ ,  $T_4$ . The lowest temperature was found at  $T_1$  and the highest temperature was found at  $T_4$ .  $T_3$  showed higher temperature than  $T_2$ . The temperature was increased with the increased of building rooftop height. The sequence of day temperature was  $T_4 > T_3 > T_2 > T_1$ .



**Figure 1. Day and Night temperature of air at different building height of rooftop gardening**

### 3.2 Moisture content of pot soil

Moisture content of pot soil at T<sub>1</sub> showed higher than T<sub>2</sub>, T<sub>3</sub> and T<sub>4</sub> but T<sub>4</sub> showed lowest moisture content. T<sub>2</sub> was statistically similar with T<sub>3</sub> but significantly higher than T<sub>4</sub>. On the other hand, T<sub>3</sub> had statistically similar moisture content with T<sub>4</sub> (Figure 2)



**Figure 2. Moisture content of pot soil at different building height of rooftop gardening**

### 3.3 Plant height

At 15 DAT, 30 DAT, 45 DAT and 60 DAT, the highest plant height was found in T<sub>1</sub>. Plant height of T<sub>1</sub> was significantly higher than T<sub>2</sub>, T<sub>3</sub> and T<sub>4</sub>. The lowest plant height showed T<sub>4</sub> compared T<sub>1</sub>, T<sub>2</sub>, T<sub>3</sub>. T<sub>2</sub> and T<sub>3</sub> were significantly higher than T<sub>4</sub> and T<sub>2</sub> was significantly higher than T<sub>3</sub> (Table 1). At 15 DAT, 30 DAT, 45 DAT and 60 DAT, plant height showed a decreasing sequence with the increasing of building rooftop height. The sequence of plant height was T<sub>1</sub>>T<sub>2</sub>>T<sub>3</sub>>T<sub>4</sub> (Table 1). As building rooftop height increased, as well as air temperature increased but moisture content of pot soil decreased which adversely affected on plant height. High temperature condition strongly affected the vegetative organs and tissues of tomato plants for all cultivars (Abdelmageed *et al.*, 2003). Sibomana *et al.* (2013) revealed that, Severe water stress (40% of PC) reduced the plant height by 24% compared to the control.

**Table 1. Plant height of tomato at different building height of rooftop gardening at different days after transplanting**

Treatment	Plant Height (cm)			
	15 DAT	30 DAT	45 DAT	60 DAT
T <sub>1</sub>	16.72 A	39.35 A	67.12 A	89.26 A
T <sub>2</sub>	14.18 B	31.59 B	52.49 B	78.60 B
T <sub>3</sub>	13.72 C	27.70 C	45.51 C	62.59 C
T <sub>4</sub>	11.09 D	23.58 D	42.28 D	54.72 D
CV%	1.5	2.23	1.42	1.07
LSD (0.05)				

Note: In a column, means having similar letter(s) are statistically similar and those having dissimilar letter(s) differ significantly as per 0.05 level of probability.

### 3.4 Plant stem diameter

At 15 DAT, 30 DAT, 45 DAT and 60 DAT, the highest plant stem diameter was found in T<sub>1</sub>. Stem diameter of T<sub>1</sub> was significantly higher than T<sub>2</sub>, T<sub>3</sub> and T<sub>4</sub>. The lowest stem diameter was found in T<sub>4</sub>.

At 15 DAT, 30 DAT, 45 DAT and 60 DAT, stem diameter showed a decreasing sequence with the increasing of building rooftop height. The sequence of stem diameter was  $T_1 > T_2 > T_3 > T_4$  (Table 2). Increasing of building rooftop height, caused increasing of air temperature but decreasing of moisture content of pot soil occurred that causes decreased stem diameter of tomato plant stem. Sibomana *et al.* (2013) revealed that, Severe water stress (40% of PC) reduced the stem diameter by 18% compared to the control.

**Table 2. Stem diameter of tomato at different building height of rooftop gardening at different days after transplanting**

Treatment	Plant Diameter (cm)			
	15 DAT	30 DAT	45 DAT	60 DAT
T <sub>1</sub>	0.66 A	1.01 A	1.26 A	1.47 A
T <sub>2</sub>	0.51 B	0.78 B	1.00B	1.20B
T <sub>3</sub>	0.46 C	0.71 C	0.94C	1.02 C
T <sub>4</sub>	0.41 D	0.66 D	0.84D	0.94D
CV%	1.81	1.10	1.60	1.60
LSD (0.05)				

Note: In a column, means having similar letter(s) are statistically similar and those having dissimilar letter(s) differ significantly as per 0.05 level of probability.

### 3.5 Leaf number per plant

At 15 DAT, the highest leaf number per plant was found at T<sub>1</sub> which was significantly higher than all other treatments (T<sub>2</sub>, T<sub>3</sub> and T<sub>4</sub>) and the lowest leaf number per plant was found at T<sub>4</sub>. The leaf number at T<sub>2</sub> (4.75) was statistically similar to T<sub>3</sub> (4.56) but higher than T<sub>4</sub> (Table 3).

**Table 3. Leaf number per plant of tomato at different building height of rooftop gardening at different days after transplanting**

Treatment	Leaf Number			
	15 DAT	30 DAT	45 DAT	60 DAT
T <sub>1</sub>	5.63 A	25.88 A	33.13 A	49.66 A
T <sub>2</sub>	4.75 B	18.69 B	28.81 B	39.06 B
T <sub>3</sub>	4.56 B	15.78 C	23.68 C	34.73 C

<b>T<sub>4</sub></b>	4.00 C	11.48 D	20.84 D	29.63 D
<b>CV%</b>	5.23	4.45	2.8	2.64
<b>LSD (0.05)</b>				

Note: In a column, means having similar letter(s) are statistically similar and those having dissimilar letter(s) differ significantly as per 0.05 level of probability.

At 30 DAT, 45 DAT and 60 DAT, the highest leaf number per plant was found at T<sub>1</sub> and the lowest leaf number per plant was found at T<sub>4</sub>. The leaf number per plant of T<sub>2</sub> was higher than T<sub>3</sub>. At 30 DAT, 45 DAT and 60 DAT, leaf number per plant showed a decreasing sequence with the increasing of building rooftop height. The sequence of leaf number per plant was T<sub>1</sub>>T<sub>2</sub>>T<sub>3</sub>>T<sub>4</sub> at 30 DAT (Table 3). High air temperature and low soil moisture occurred due to increased building rooftop height and tomato leaf number decreased. Soil moisture affected the vegetative growth stage of tomato (Liu *et al.*, 2019). Sibomana *et al.* (2013) revealed that, water stress resulted in significant decreases in vegetative growth.

### 3.6 Branch number per plant

At 30 DAT, the highest branch number per plant was found at T<sub>1</sub> which was significantly higher than T<sub>3</sub> and T<sub>4</sub> but T<sub>1</sub> was statistically similar with T<sub>2</sub>. The branch number per plant of T<sub>2</sub> and T<sub>3</sub> were found 6.38 and 5.88 respectively which were statistically similar but higher than T<sub>4</sub> (Table 4). The lowest branch number per plant was found at T<sub>4</sub> which was 4.81.

**Table 4. Branch number per plant of tomato at different building height of rooftop gardening at different days after transplanting**

<b>Treatment</b>	<b>Branch Number</b>		
	<b>30 DAT</b>	<b>45 DAT</b>	<b>60 DAT</b>
<b>T<sub>1</sub></b>	7.13 A	9.81 A	11.00 A
<b>T<sub>2</sub></b>	6.38 AB	7.94 B	9.50 B
<b>T<sub>3</sub></b>	5.88 B	7.13 C	8.81 C
<b>T<sub>4</sub></b>	4.81 C	6.63 C	7.25 D
<b>CV%</b>	6.51	4.81	3.42
<b>LSD (0.05)</b>			

Note: In a column, means having similar letter(s) are statistically similar and those having dissimilar letter(s) differ significantly as per 0.05 level of probability.

At 45 DAT, the highest branch number per plant was found at T<sub>1</sub> (9.81) which was significantly higher than T<sub>2</sub>, T<sub>3</sub> and T<sub>4</sub>. The lowest branch number per plant was found at T<sub>4</sub> (6.63). The branch number per plant of T<sub>3</sub> and T<sub>4</sub> were 7.13 and 6.63 respectively which were statistically similar. Branch number per plant at T<sub>2</sub> was statistically higher than T<sub>3</sub> and T<sub>4</sub> (table 4).

At 60 DAT, the highest branch number per plant was found at T<sub>1</sub> which was significantly higher than T<sub>2</sub>, T<sub>3</sub> and T<sub>4</sub>. The lowest branch number per plant was found at T<sub>4</sub>. T<sub>2</sub> produced higher branch per plant than then T<sub>3</sub> and T<sub>4</sub>. At 60 DAT, branch number per plant showed a decreasing sequence with the increasing of building rooftop height. The sequence of branch number per plant was T<sub>1</sub>>T<sub>2</sub>>T<sub>3</sub>>T<sub>4</sub> at 60 DAT (Table 4). High air temperature and low moisture content of pot soil occurred due to increased building rooftop height that affected the branch number of tomato plant. Abdalla and Verkerk (1968), Abdul-Baki (1991), Peet *et al.* 1997) and El Ahamdi and Stevens (1979) revealed the adverse effect of high temperature on the vegetative development in tomato plants.

### 3.7 Chlorophyll content of tomato leaf

There was no significant difference among these treatments (T<sub>1</sub>, T<sub>2</sub>, T<sub>3</sub> and T<sub>4</sub>) for SPAD value of tomato leaf (Figure 3).

**Comment [Ma14]:** Why was the amount of chlorophyll not significant? Discuss with scientific reasons.

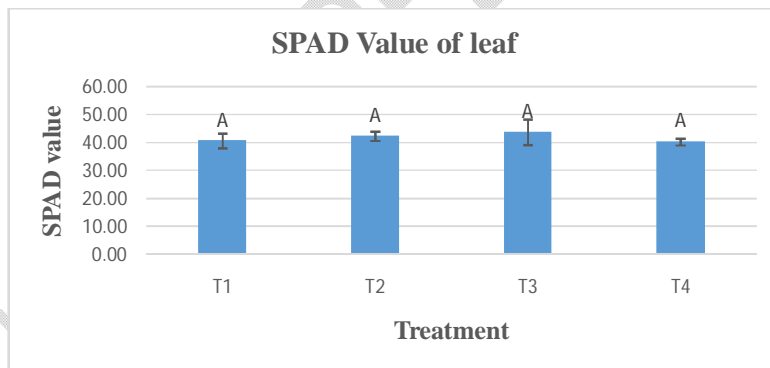
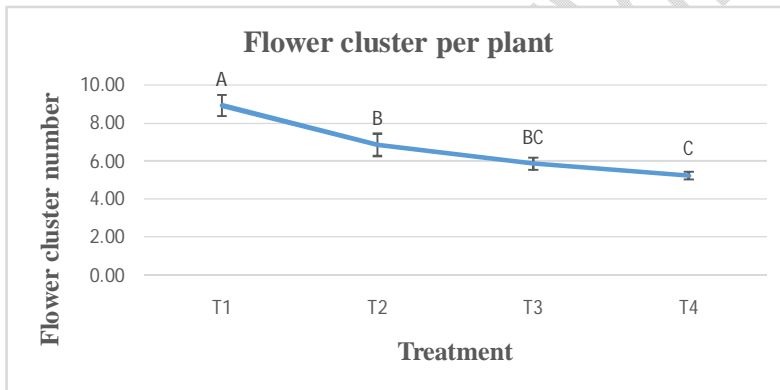


Figure 3. SPAD value of tomato at different building height of rooftop gardening

### 3.8 Number of flower cluster per plant

Figure 4 revealed that, the highest number for flower cluster per plant was found in T<sub>1</sub> and the lowest number of flower cluster per plant was found in T<sub>4</sub>. T<sub>2</sub> produced statistically similar number of flower cluster per plant with T<sub>3</sub> but significantly higher than T<sub>4</sub>. High air temperature and low soil moisture

also affected on reproductive organs like number of flower cluster per plant and high air temperature and low moisture content of soil occurred due to building rooftop height increased. High temperature condition strongly affected the reproductive organs and tissues of tomato plants for all cultivars (Abdelmageed *et al.*, 2003). Tomato was effected by soil moisture during flower settingstage (Liu *et al.*, 2019). Tomato plants drop flowers when exposed to several days of daytime temperature above 29 °C and nighttime temperature above 21 °C (Ibukun and kelly, 2020). Abdalla and Verkerk (1968), Abdul-Baki (1991), Peet *et al.* 1997) and El Ahamdi and Stevens (1979) revealed the adverse effect of high temperature on the reproductive development in tomato plants and under a high temperature condition leading to flower drop.



**Figure 4. Flower cluster number per plant of tomato at different building height of rooftop gardening**

### 3.9 Number of fruits per plant

For number of fruits per plant, T<sub>1</sub> was statistically higher than T<sub>2</sub>, T<sub>3</sub> and T<sub>4</sub> and T<sub>4</sub> was significantly lower than all other treatments. T<sub>2</sub> produced higher fruit per plant than T<sub>3</sub> and T<sub>3</sub> produced higher fruit per plant than T<sub>4</sub>. Fruit number per plant showed a decreasing result with the increasing of building rooftop height. The sequence of fruit number per plant was T<sub>1</sub>>T<sub>2</sub>>T<sub>3</sub>>T<sub>4</sub>(figure 5). High air temperature and low soil moisture occurred due to increase building rooftop height that adversely affected on number of fruits per plants. The soil moisture content lower than 65% of field capacity also decreased the fruit number (Hao *et al.*, 2009). Tomato was effected by soil moisture during fruit setting stage (Liu *et al.*, 2019). Abdalla and Verkerk (1968), Abdul-Baki (1991), Peet *et al.* 1997) and El

Ahamdi and Stevens (1979) revealed the adverse effect of high temperature on the reproductive development in tomato plants and under a high temperature condition, the fertility rate of tomato flowers is greatly reduced and reduced fruit setting.

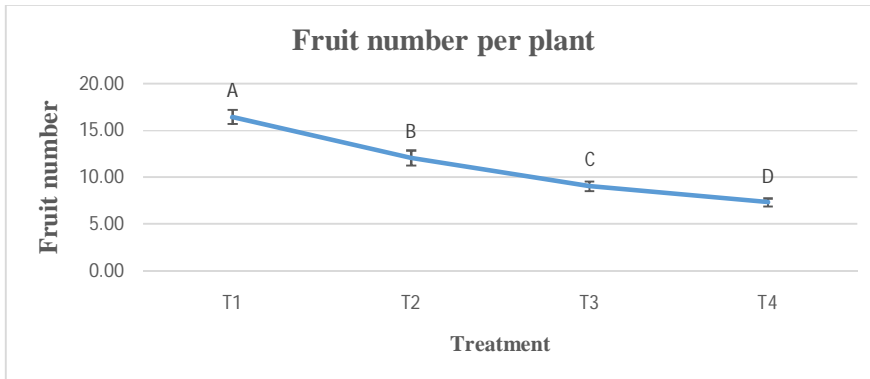


Figure 5. Fruit number per plant of tomato at different building height of rooftop gardening

### 3.10 Individual fruit length

The highest fruit length was found at T<sub>1</sub> which was statistically higher than T<sub>2</sub>, T<sub>3</sub> and T<sub>4</sub>. The lowest fruit length was found at T<sub>4</sub>. T<sub>2</sub> was higher than T<sub>3</sub>. But fruit length at T<sub>3</sub> and T<sub>4</sub> was statistically similar (figure 6).

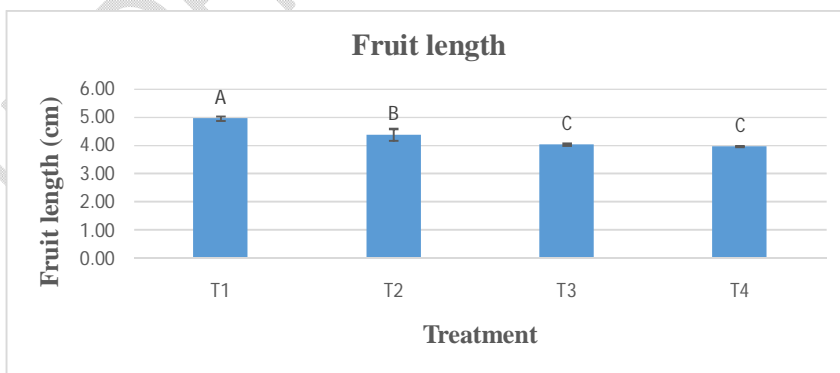
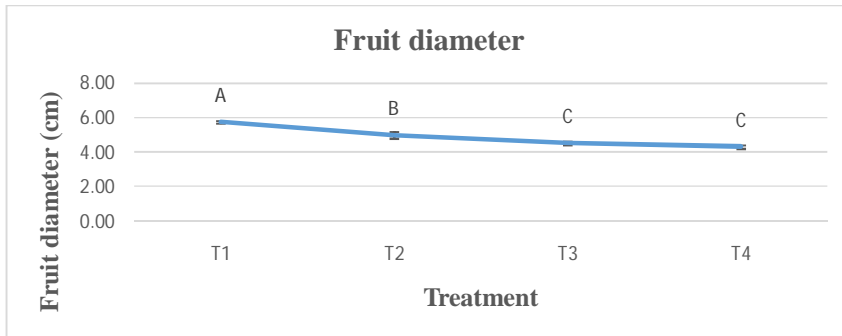


Figure 6. Individual fruit length of tomato at different building height of rooftop gardening

### 3.11 Individual fruit diameter

The highest fruit diameter was found at T<sub>1</sub> and the lowest fruit diameter was found at T<sub>4</sub>. Fruit diameter showed at T<sub>1</sub> was higher than T<sub>2</sub>, T<sub>3</sub> and T<sub>4</sub>. T<sub>2</sub> was statistically higher than T<sub>3</sub>. Fruit diameter at T<sub>3</sub> and T<sub>4</sub> showed statistically similar result (figure 7).



**Figure 7. Individual fruit diameter of tomato at different building height of rooftop gardening**

### 3.12 Individual fruit weight

Table 5 showed that, the highest individual fruit weight was found at T<sub>1</sub> which was 98.32 g and the lowest individual fruit weight was found at T<sub>4</sub> which was 52.61 g. Individual Fruit weight at T<sub>2</sub> and T<sub>3</sub> was 80.65 g and 64.23 g respectively in which T<sub>2</sub> was statistically higher than T<sub>3</sub>. Individual fruit weight showed a decreasing result with the increasing of building rooftop height. The sequence of individual fruit weight was T<sub>1</sub>>T<sub>2</sub>>T<sub>3</sub>>T<sub>4</sub>. As building rooftop height increased, as well as air temperature increased but moisture content of pot soil decreased which adversely affected on individual fruit weight. Elevating the temperature often increases the fruit growth rate, but it has a greater effect in hastening maturity and, as a result, the final mean weight of tomato fruits is reduced (Hurd *et al.*, 1985). Tomato yield as effected by soil moisture during fruit development stage (Liu *et al.*, 2019).

**Table 5. Individual fruit weight and yield of tomato per plant at different building height of rooftop gardening**

Treatment	Individual Fruit Weight (g)	Total Fruit Yield per Plant (g)
T <sub>1</sub>	98.32 A	1664.9 A
T <sub>2</sub>	80.65 B	992.31 B
T <sub>3</sub>	64.23 C	612.89 C

T <sub>4</sub>	52.62 D	401.24 D
CV%	2.21	2.20
LSD (0.05)		

Note: In a column, means having similar letter(s) are statistically similar and those having dissimilar letter(s) differ significantly as per 0.05 level of probability.

### 3.13 Total fruit yield per plant

Highest fruit yield per plant was found at T<sub>1</sub> which was significantly higher than T<sub>2</sub>, T<sub>3</sub> and T<sub>4</sub>. Total fruit yield per plant showed significant differences among T<sub>1</sub>, T<sub>2</sub>, T<sub>3</sub> and T<sub>4</sub>. The highest fruit yield per plant was found at T<sub>1</sub> which was 1664.9 g and the lowest fruit yield was found at T<sub>4</sub> which was 401.24 g. T<sub>2</sub> produced significantly higher fruit yield per plant than T<sub>3</sub>. The yield of T<sub>2</sub> and T<sub>3</sub> was found 992.31g and 612.89 g respectively. Fruit yield per plant showed a decreasing result with the increasing of building rooftop height. The sequence of fruit yield per plant was T<sub>1</sub>>T<sub>2</sub>>T<sub>3</sub>>T<sub>4</sub>(table 5). High air temperature and low soil moisture also affected on reproductive organs that affect the yield of tomato and high air temperature and low moisture content of soil occurred due to building rooftop height increased. High temperatures affect several physiological and biochemical processes dealing finally with yield reduction (Dinar and Rudich, 1985). The soil moisture content lower than 65% of field capacity also decreased the yield (Hao *et al.*, 2009). Tomato yield as effected by soil moisture during fruit maturity stage (Liu *et al.*, 2019). Tomato reproduction is severely affected at day temperatures above 35 °C. As a result, tomato yield decreased by 52% to 85% at high air temperatures (Ibukun and Kelly, 2020).

**Comment [Ma15]:** After the report, the results should be discussed with scientific reasons and compared with the results of others. The results need to be edited again.

## 4. CONCLUSION

Different height of building rooftop showed significant effect on vegetative growth of tomato, temperature of air at day and night, moisture content of pot soil, yield contributing characters and yield of tomato. The treatment T<sub>1</sub> showed significantly higher plant height, plant stem diameter, branch number per plant, leaf number per plant, flower cluster number per plant, fruit number per plant, fruit length, fruit diameter, individual fruit weight and yield per plant than all other treatments but T<sub>4</sub> showed significantly lowest result in all the above mentioned characters. T<sub>1</sub> showed lowest result in case of temperature of air at day and night but T<sub>4</sub> showed highest result. In case of moisture content of pot soil, T<sub>1</sub> showed highest but T<sub>4</sub> showed lowest result. There was no significant effect on chlorophyll content of leaf of tomato. All the growth, yield and yield

contributing characters except chlorophyll content showed a gradually decreasing results with the increasing of height of building rooftop. The sequence of growth, moisture content of pot soil, yield contributing characters and yield was  $T_1 > T_2 > T_3 > T_4$  but in case of temperature, the sequence was  $T_4 > T_3 > T_2 > T_1$ .

Tomato plant produced higher growth and yield in  $T_1$  (Ground level) than  $T_2$ ,  $T_3$  and  $T_4$  treatment. So it is concluded that,  $T_1$  treatment showed optimum performance in case of vegetative growth and maximum yield of tomato than the other treatment. But among buildings rooftop,  $T_2$  (three storied building rooftop) showed highest performance in growth, yield and yield contributing characters except chlorophyll content. As gradually increased the height of building rooftop, sequentially decreased the growth, yield and yield contributing characters except chlorophyll content of leaf.

## REFERENCES

- Abdalla AA, Verkerk K. Growth, flowering, and fruit set of the tomato at high temperature; *Neth. J. Agr. Sci.*, 1968;16: 71-76.
- Abdelmageed AH, Gruda N, Geyer B. Effect of High Temperature and Heat Shock on Tomato (*Lycopersicon esculentum* Mill.) Genotypes under Controlled Conditions; Conference on International Agricultural Research for Development, Deutscher Tropentag, Göttingen. October, 2003; 8-10.
- Abdul BAA. Tolerance of tomato cultivars and selected germplasm to heat stress; *J. Amer. Soc. Hort. Sci.* 1991;116(6): 1113-1116.
- BBS. Annual Agricultural Statistics, Agricultural Wing, Bangladesh Bureau of Statistics, Dhaka. 2008.
- BBS. Statistical Year Book of Bangladesh. Bangladesh Bureau of Statistics, Statistical Division, Ministry of Planning, Government of the People's Republic of Bangladesh. 2013.
- BBS. Archived from the original on 8 December 2015. "Bangladesh Population & Housing Census-2011". March, 2014
- BBS. Population and Housing Census 2011 - Volume 3: Urban Area Report. Aug, 2014.
- BBS. Statistical Year Book, Statistics Division, Ministry of Planing, Government of Peoples Republic of Bangladesh. 2016.

**Comment [Ma16]:** Replace old references with new and related sources in all parts of the article. Sources that need to be replaced with new sources are highlighted in red.

- Choguill CL. Urban Agriculture and Cities in the Developing World, Habitat International. 1995; 19(2):149-235.
- Dinar M, Rudich J. Effect of heat stress on assimilates partitioning in tomato. Ann.Bot. 1985; 56: 239-249.
- EI AAB, Stevens MA. Reproductive responses of heat-tolerant tomatoes to high temperature; J. Amer. Soc. Hort. Sci. 1979;104(5): 686-691.
- FAO. Food and Agriculture Organization of the United Nations, Soil Survey Project of Bangladesh. Soil Research Technology Report. 2008; 57:140-141.
- Gupta G, Mehta P. Roof top farming a solution to food security and climate change adaptation for cities. Springer International Publishing AG, Climate Change Research at Universities. 2017.
- Hao L, Duan AW, Sun JS, Liang YY. Effects of soil moisture regime on greenhouse tomato yield and its formation under drip irrigation; Ying Yong Sheng Tai Xue Bao. 2009;20(11):2699-704.
- Hobson G, Davies J. The Tomato. The Biochemistry of Fruits and their Products. Hulme (ed) Academic press, New York. London. 1971; 2:337-482.
- Hossain SMA, Bari MN. Agroforestry farming System. In: Agroforestry in Bangladesh. 1996; 22-29.
- Hurd RG, Grave CJ. Some effects of air and root temperatures on the yield and quality of glasshouse tomatoes. Journal of Horticultural Science. 1985;60:359-371.
- Ibukun TA, Kelly TM. Increasing air temperatures and its effects on growth and productivity of tomato in South Florida. Journal of Plants. 2020;9(9):1245.
- Islam KMS. Rooftop Gardening as a Strategy of Urban Agriculture for Food Security: The Case of Dhaka City, Bangladesh. Proc. IC on Urban Horticulture Eds: R. Junge-Berberovic et al. ActaHort 643, ISHS. 2004;241-247.
- Kaloo G. Genetic Improvement of Tomato, Springer verlag, Berlin Heidelberg, Germany. 1991;358.
- Liu J, Hu T, Feng P, Wang L, Yang S. Tomato yield and water use efficiency change with various soil moisture and potassium levels during different growth stages; PLoS ONE. 2019;14: 3.
- Nasr J, Ratta A, Smit J. Benefits of urban agriculture. In urban agriculture food, jobs and sustainable cities. New York, NY: United Nations Development Programme. 2001;11

Nations U. World Urbanization Prospects: The 2014 Revision. 2014.

Peet MM, Willits DH Gardner R. Response of ovule development and post-pollen production processes in male-sterile tomatoes to chronic, sub-acute high temperature stress; J. Experimental Botany. 1997; 48 (306):101-111.

Rampal, Gill HS. Demand and supply of vegetables and pulses in South Asia, Proceedings of a workshop held at Islamabad, Pakistan, 24-29 September. AVRDC Publication No. 90-331, Tainan, Taiwan. 1990.

Rashid MM. Shibji Biggan, Td edition. Rashid publishing House, 94 Puraton DOHS, Dhaka, Bangladesh. 1999;243-385.

Sanyé-Mengual E, Anguelovski I, Oliver-Solà J, Montero J, Rieradevall J. Resolving differing stakeholder perceptions of urban rooftop farming in Mediterranean cities: promoting food production as a driver for innovative forms of urban agriculture. Agriculture and Human Values. (2015);33(1):1-20.

Sibomana IC, Aguyoh JN, Opiyo AM. Water stress affects growth and yield of container grown tomato (lycopersicon esculentum mill) plants; G.J.B.B. 2013; 2(4): 461-466.

Williams NSG, Rayner JP, and Raynor KJ. Green roofs for a wide brown land: Opportunities and barriers for rooftop greening in Australia. Urban Forestry and Urban Greening. 2010;9 (3):245-251.