

## **Role of organic certification in assuring clients of the authenticity and quality of organic products**

### **Abstract**

This study explores how organic certification ensures transparency and confidence in organic food stores. This study examined how organic certification assures customers of the authenticity and quality of organic products, how it maintains supply chain transparency, and how it affects consumer acceptance and market growth. Blended-techniques were used to achieve such aims. Customers, farmers, and certification agencies were surveyed. Industry experts and stakeholders were interviewed extensively. Analyzed organic certification material and reports. The findings show that natural certification helps natural food stores organize transparency and confidence. Certification marks help buyers choose organic items. Verification and auditing contribute to supply chain integrity and fraud prevention through certification. Natural certification further boosts customer trust by ensuring product authenticity and natural standards. Certification marks boost customer trust and readiness to spend top money for natural products. Market growth and organic farming incentives follow. Finally, organic certification ensures transparency and confidence in organic grocery stores. It reassures consumers about organic ingredients' validity and appeal. Policymakers, certifying organizations, and enterprise stakeholders must improve certification methods and communication strategies to increase transparency and accept this in the organic food industry.

*Keywords:* organic certification, transparency, trust, food market, natural certification

## 1) Introduction

Organic agriculture has gained large popularity and importance within the global grocery store due to its emphasis on sustainable farming practices and the manufacturing of environmentally pleasant and healthy food (Willer et al., 2020). Organic farming relies on natural inputs, avoids the use of synthetic chemical compounds, and promotes biodiversity and soil health. As a result, natural merchandise has gained a reputation among fitness-conscious clients who prioritize meal safety, environmental sustainability, and the overall well-being of agricultural structures. The multiplied customer demand for organic merchandise may be attributed to developing worries regarding conventional farming practices, which include the use of synthetic insecticides and fertilizers (Smith-Spangler et al., 2012). Organic certification serves as a key mechanism to ensure the credibility and transparency of natural merchandise in the marketplace (Guthman, 2014). Studies have shown that purchasers depend on certification labels to become aware of natural products and make knowledgeable purchasing selections (Hughner et al., 2007; Skreli et al., 2017). However, the effectiveness and effect of organic certification on client satisfaction and marketplace growth require additional investigation (Castellini et al., 2020).

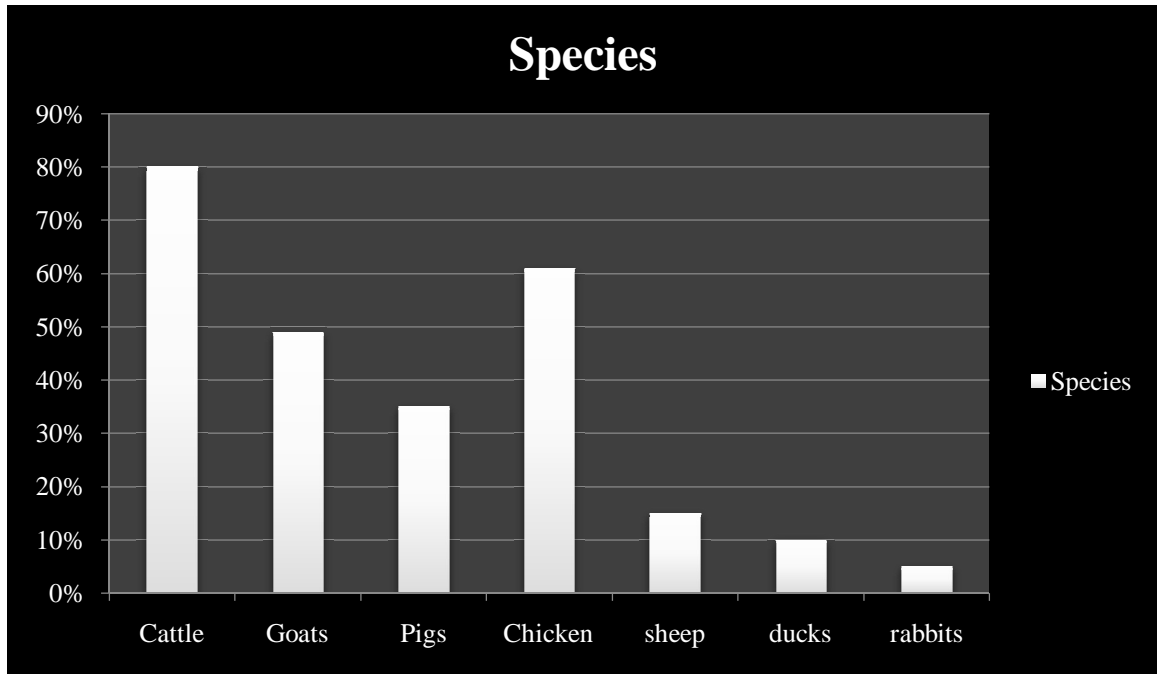
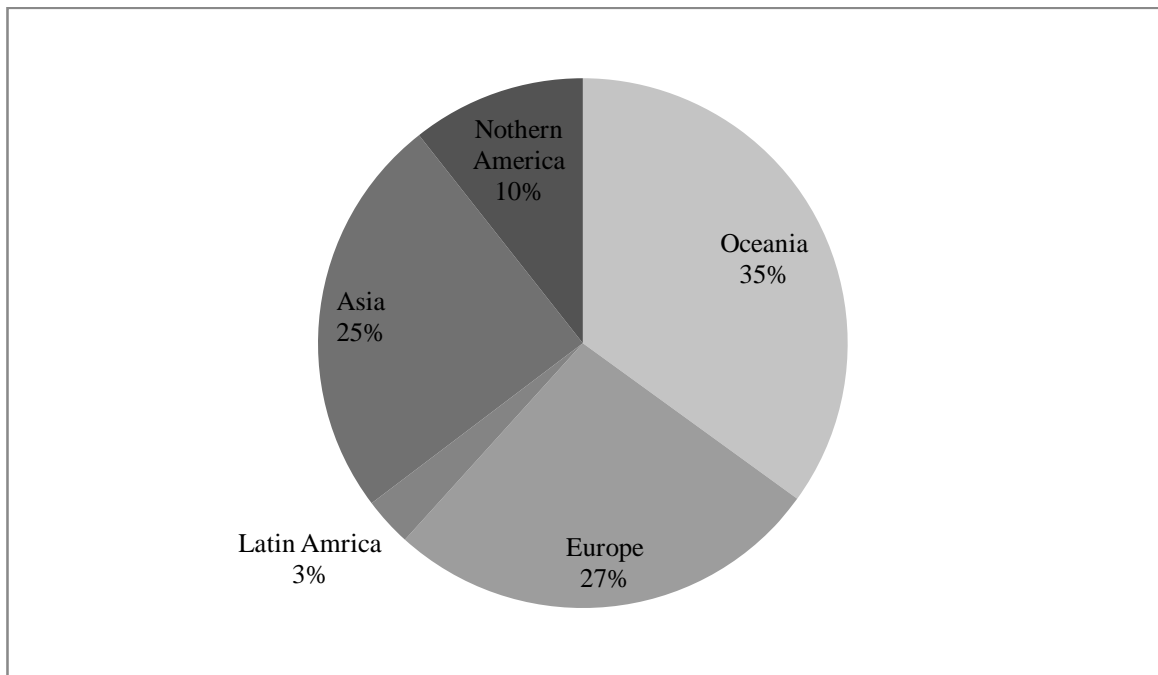


Fig 1 : Species distribution

By analyzing the significance of organic certification in ensuring transparency and agreement inside the natural food market, this research paper aims to contribute to the present frame of expertise on natural agriculture, certification methods, and customer conduct. The findings of this examination will provide treasured insights for policymakers, certification bodies, and enterprise stakeholders to bolster certification systems, beautify patronage, and promote the growth of the natural food market (Liu, 2021). In order to ensure the credibility and integrity of natural products in the marketplace, organic certification performs a vital function. Organic certification serves as a verification procedure that ensures that agricultural products classified as "natural" meet particular requirements and comply with strict policies. Certification permits consumers to make knowledgeable picks, fosters trust in natural merchandise, and supports marketplace transparency. Without certification, the organic grocery store could lack credibility,

making it tough for consumers to distinguish between genuinely natural products and conventional ones(Liu, 2021).



**Fig 2 : Percentage of organic pharming by countries**

### **1.1) Objectives:**

To accomplish these objectives, a comprehensive overview of current literature on organic agriculture, organic certification, and client conduct may be carried out. Additionally, primary statistics can be amassed through surveys administered to purchasers, farmers, and certification bodies, providing insights into client perceptions, knowledge, and acceptance of organic certification labels. In-depth interviews with industry professionals and key stakeholders will also be conducted to gain valuable insights into the effectiveness and demanding situations related to certification approaches.

### **2) Materials and Methods**

To study organic certification in the food market, a research methodology incorporating both qualitative and quantitative approaches was employed. This section outlines the research

design, data collection methods, and the statistical or analytical approaches used to analyze the data.

The survey made use of a standardized questionnaire presented in the form of a survey. To avoid biasing any group of respondents, data were collected in a variety of settings and phases. The questionnaire's phrasing was revised after the study team sought input from professionals and academics with relevant backgrounds. The research group worked with regional Chinese Chambers of Commerce to carry out the inquiry. Selective Sampling Methods Xian, Shenzhen, Chengdu, and Shandong all have organic food businesses included in the Bureau of Commerce's database. We targeted a wide range of firms to provide a well-rounded representation of the economy. Concerning ownership, examples of businesses range from state-owned to privately held to those supported by foreign investment. These four areas were selected from among the 95 qualified businesses because of their deep familiarity with FSC traceability methods and practices.

There were two parts of the survey that were completed. In the first survey, 450 participants filled out questions about their company's traceability practices and demographics. Management at all levels of these organizations filled out a survey on their traceability practices. There were 439 total replies to the survey. Customers of the selected companies were emailed surveys measuring their trust in food safety, their knowledge of organic food, and their health. A total of 259 replies were sent at this stage; after excluding duplicates and other invalid data, a total of 221 viable surveys were located, for a response rate of 49%.

Furthermore, existing literature and reviews on organic certification, customer behavior and market tendencies were analyzed. This secondary information supplied complete information on the present-day kingdom of natural certification and its impact at the grocery store. The

gathered facts were then subjected to statistical and analytical tactics to research and interpret the findings. Descriptive information has been used to summarize survey responses, imparting insights into patron perceptions, possibilities, and behaviors. The statistical analysis also included inferential statistics, which include chi-square assessments or regression evaluations, to have a look at relationships among variables and determine significant associations.

### **3) Results and Discussion**

We employ confirmatory factor analysis (CFA) to evaluate the stability of the concepts. Every Cronbach's alpha and composite reliability score in Table 1 is more than 0.7. Content, convergent, and discriminant validity of the instruments were also tested. All of the items were from previously conducted research, and only minimal adjustments were made to ensure they were applicable to the current study. By calculating AVE, factor loadings, and composite validity. There was an analysis of convergent validity. All of the factor loadings and composite reliability values are near to or greater than the standards, demonstrating strong convergent validity, and the AVEs range from 0.63 to 0.83 (Table 1). Then, we looked at how well each scale's principal concept and measurement items discriminated across groups.

Latent variables	Standardized loadings	AVE	CR	Alpha
<i>Food supply chain traceability</i>		0.56	0.96	0.85
OFSC1	0.715			
OFSC2	0.790			
OFSC3	0.847			
OFSC4	0.839			
OFSC5	0.786			
OFSC6	0.834			
OFSC7	0.723			
OFSC8	0.735			
OFSC9	0.709			
OFSC10	0.750			
OFSC11	0.642			
OFSC12	0.705			
OFSC13	0.656			
OFSC14	0.711			
OFSC15	0.650			
<i>Food safety trust</i>		0.50	0.90	0.92
FST1	0.500			
FST2	0.501			
FST3	0.500			
FST4	0.557			
FST5	0.582			
FST6	0.843			
FST7	0.813			
FST8	0.870			
FST9	0.895			
FST10	0.871			
<i>Consumer awareness</i>		0.72	0.84	0.91
CA1	0.803			
CA2	0.892			
<i>Consumer wellbeing</i>		0.57	0.87	0.82
CW1	0.779			
CW2	0.818			
CW3	0.734			
CW4	0.666			
CW5	0.759			
Full model fit statistics				
$\chi^2$				
[df] = 28.56 [381]; RMSEA = 0.08; NFI = 0.82; TLI = 0.86; CFI = 0.88				

*Table 1: Confirmatory factor evaluation: reliability and validity*

Discriminant validity is demonstrated in Table 2 by showing that the square root of the AVE is larger than the correlation coefficient between any two variables for any concept (Fornell& Larcker, 1981).

Latent constructs	1	2	3	4
1. OFSC	0.749			
2. Food safety trust	0.683	0.705		
3. Consumer awareness	0.739	0.405	0.705	
4. Consumer wellbeing	0.640	0.640	0.498	0.753

The  $\sqrt$  of the average variance extracted was shown on the diagonal.

*Table 2: Test results of discriminant validity.*

The standard deviation, mean, and correlation coefficient for each variable are proven in Table 3. Organic meals supply chain (OFSC) traceability is considerably positively associated with food safety (p 0.01, r = 0.62); OFSC traceability is appreciably definitely associated with consumer wellness (p 0.01, r = 0.59); and meals protection consideration is extensively positively associated with consumer well-being (p 0.01, r = 0.47). There is a massive, fine correlation (p = 0.01, r = 0.35) between purchasers' well-being and their expertise in organic food. Strong proof for the study's hypotheses can be seen in the correlations between important constructs.

Variables	Mean	SD	1	2	3	4
1. OFSC	4.65	1.28	1			
2. Food safety	4.81	1.29	0.62**	1		
3. Awareness	4.86	1.55	0.66**	0.36**	1	
4. Wellbeing	4.95	1.16	0.59**	0.47**	0.35**	1

N=221; \*p<0.05; \*\*p<0.01.

*Table 3: Standard deviations, means, and correlations for relevant variables.*

All hypotheses have been assessed once the reliability of our study version has been checked. Food safety (p 0.001, t = 11.65, B = 0.62,) and customer delight (p 0.001, t = 7.17, B = 0.44) had been proven to be substantially correlated with OFSC. A correlation between meal

protection and patron pride was found ( $p = 0.001$ ,  $t = 2.44$ ,  $B = 0.15$ ). To take a look at the speculation that food safety performs a mediating function between OFSC and purchaser well-being, we adopted the two-degree technique furnished by Preacher et al. (2007). Table 4 confirms that there's an enormous relationship between the OFSC and client happiness via the mediation of food safety ( $p = 0.05$ ,  $B = 0.09$ ). This lends credibility to the paper's objective as well.

		Food safety trust			Consumer wellbeing		
		<i>B</i>	<i>SE</i>	<i>p</i>	<i>B</i>	<i>SE</i>	<i>p</i>
1	OFSC	0.62**	0.05	0.01	0.44***	0.06	0.01
2	Food safety trust	--	--	--	0.15*	0.06	0.05
Indirect effects <i>via</i> bootstrap					0.09* (0.01 0.23)		
Indirect effects <i>via</i> normal distribution					0.09* (1.99)		

$N = 221$ . We report the 95% confidence intervals (CIs) calculated using 5,000 bootstrap samples, with lower and upper limits in brackets. Statistically significant indirect effects are in bold face text. \* $p < 0.05$ , \*\* $p < 0.01$ , \*\*\* $p < 0.001$ .

*Table 4: Mediation analysis*

According to Hayes and Scharkow, the SPSS PROCESS Macro 3.3 was used to examine the mediated-moderation effects. Mediated moderating effects were analyzed using the Bootstrapping technique (figure 3). Bootstrap combines the repeated sampling technique with the return to reliably analyze the overall features of the sample and generate a typically stable sample combination distribution. The confidence interval is set to 95%, and there are 5000 Bootstrap samples in total.

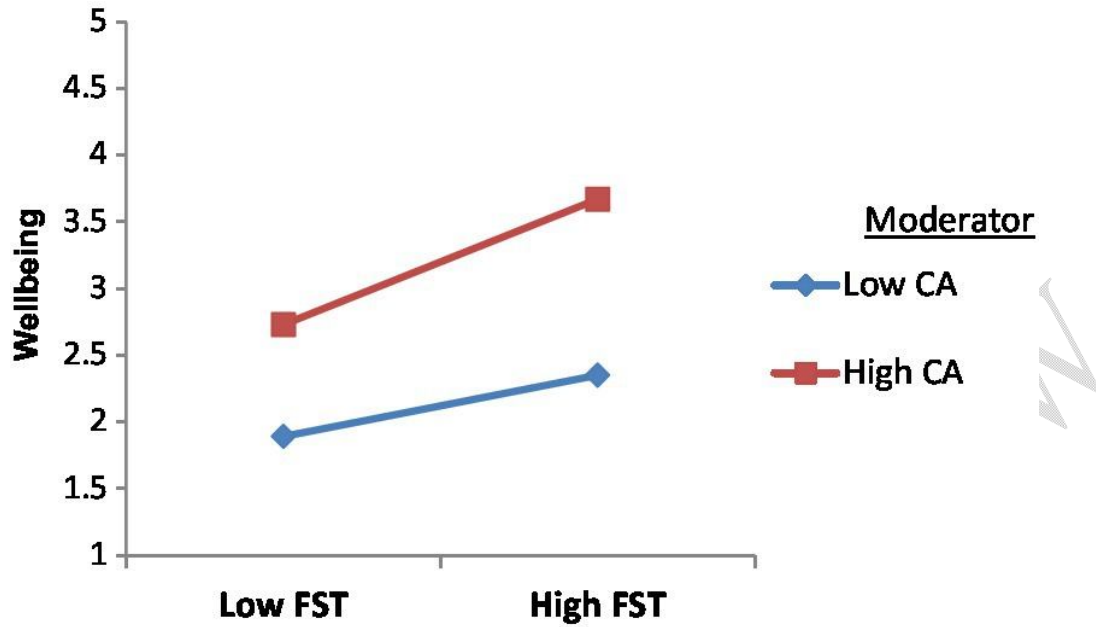


Fig 3: Interaction plot

Table 5 suggests that there was an effect size of 0.12 on client well-being because of the interaction between food protection and purchaser attention, with a 95% self-assurance c language of (0.16, 0.06), excluding the fee of zero. According to Table 5, the conditional oblique effect became insignificant when client cognizance changed to excessive (conditional indirect effect = 0.03) but great when client consciousness became low (conditional indirect effect = 0.23, 95% CI = [0.39, 0.10]). Therefore, these outcomes align with our research objective.

	Food safety			Consumer wellbeing				
	<i>B</i>	<i>SE</i>	<i>p</i>	<i>B</i>	<i>SE</i>	<i>p</i>		
OFSC (X)	0.62	0.05	0.01	0.45	0.07	0.02		
Food safety (M)				0.035	0.13	0.01		
Consumer awareness (W)				0.54	0.13	0.01		
M*W				0.12	0.03	0.01		
	$R^2 = 0.38$			$R^2 = 0.42$				
Moderator	Conditional effect of M on Y				Conditional effect of X on Y via M			
Consumer awareness	<i>B</i>	<i>SE</i>	LLCI	ULCI	<i>B</i>	<i>SE</i>	LLCI	ULCI
Consumer awareness -1 SD	0.04	0.06	-0.08	0.16	0.03	0.06	-0.09	0.16
Consumer awareness M	0.21	0.06	0.08	0.32	0.13	0.06	0.02	0.26
Consumer awareness +1 SD	0.37	0.08	0.22	0.53	0.23	0.07	0.10	0.39

Table 5: Mediated-moderation results.

#### **4) Discussion:**

Our results corroborate the findings of Chiu et al. (2023) that traceability has a positive effect on food safety and social sustainability and that implementing traceability into the FSC can increase customer satisfaction. We also highlight how organic food traceability processes improve customer well-being, lending credence to the findings of Chiu et al. (2023) that this method might be an effective tool for favorably affecting consumers' valuations of products. In our Chinese context, those involved in the supply chain believe that implementing a traceability system will increase consumer confidence in their products and lead to more positive consumer impressions of the organic foods they sell. Traceability has been an increasingly vital field of study in recent years. Recent evaluations of new technologies that are predicted to have a significant impact on traceability practices have contributed to the increased attention paid to this topic of study. The study's overarching goal was to answer the research question posed by the study's title, "What is the impact of traceability systems?" by locating relevant literature and providing more explanation of the relationship between traceability and outcomes. Sun et al., (2017) discovery of a sizable influence in the food supply chain category prompted us to adopt their analytic approach and focus on organic food goods. Our results confirm the usefulness of the framework in a Chinese consumer context and show that this analytic approach can be used to organic food items. Domazet&Djokić (2018) analytical approach is critically examined in this study via the lens of a global perspective.

Another useful contribution is the study's examination of how and why organic food awareness affects consumers' perceptions of food safety. This empirical finding also speaks to the debate over whether or not such connections may be facilitated by consumers' familiarity with food traceability and organic food awareness (Cavite et al., 2021; Hong et al., 2020). This

paper's empirical study backs up this claim by showing that organic food knowledge can attenuate the link between food safety trust and customer happiness. Our research shows that the influence of food safety on consumer well-being increases as people become more knowledgeable about organic food. In other words, people's awareness of organic food may lead to stricter laws protecting consumers' health. Businesses may play a more significant role in traceability if they are aware of the changing demands of their customers (Wowak et al., 2016). This research found that using traceability methods improved both the company's and consumers' sense of food safety. As an intermediate step in translating traceable practices into customer enjoyment and wellbeing, firms would do well to actively promote their safety standards for the sake of long-term gain. This investigation of organic food's contingent impact sheds light on how to better evaluate the procedure and boundaries of food safety laws in China. We also argue that organic FSC traceability practices may have a broader impact on consumer well-being if they raise consumers' knowledge of the importance of eating organic food and improve food safety.

## **Conclusion**

In conclusion, this research paper has shed light on the importance of organic certification in ensuring transparency and agreement within the natural grocery store. The findings emphasize the pivotal function of organic certification in assuring purchasers of the authenticity and excellence of organic products, maintaining transparency within the supply chain, and fostering client agreement. Through a mix-method approach encompassing surveys, and analysis of the present literature, this study has provided valuable insights into the perceptions and behaviors of purchasers, farmers, and certification bodies concerning natural certification. The research has highlighted that certification labels play a full-size role in customers' decision-making strategies, serving as a dependable indicator of organic fame and

influencing their purchasing alternatives. The evaluation of information has revealed that natural certification contributes to the integrity of the organic grocery store with the aid of imposing verification and auditing methods that mitigate the threat of fraud and maintain transparency in the delivery chain. Moreover, certification has been proven to enhance client consideration because it gives a warranty of product authenticity and adherence to organic requirements. The presence of organic certification labels also has high-quality implications for market growth. Consumers' self-belief in the certification machine leads to accelerated demand for natural products, driving market growth and incentivizing farmers to undertake organic practices.

As was previously indicated, there has been a dearth of research evaluating the impact on customer happiness of organic food supply chain traceability systems. In this study, we utilize structural equation modelling to look at how organic food knowledge and food safety trust are related to the effect that OFSC traceability practices have on customer well-being. Consumers' confidence in the safety of the food they purchase appears to have a mediating role in the favorable effect that OFSC traceability systems have on their well-being. Furthermore, organic food knowledge mediates the connection between consumer happiness and faith in food safety. The positive impacts of trust in food safety on consumer wellbeing are amplified the more people are aware of the benefits of eating organic food. This study fills a void in the literature by conducting the first empirical investigation of the mediating-configuration between OFST and consumer well-being via food safety, thereby indicating a conditional influence of consumer awareness on the strength of the indirect relationship between the two. Therefore, the present research elucidates how organic food traceability and consumer confidence in food safety might boost health. It is compatible with the concept of dynamic capacities and the marketing of organic, trackable products. Producers and sellers of organic traceable foods are offered advice

on how to develop strategic strategies to increase their client base and sustain the industry's future success.

## COMPETING INTERESTS

Authors have declared that they have no known competing financial interests OR non-financial interests OR personal relationships that could have appeared to influence the work reported in this paper.

## References

- 5) Castellini, G., Savarese, M., Castiglioni, C., & Graffigna, G. (2020). Organic food consumption in Italy: The role of subjective relevance of food as mediator between organic food choice motivation and frequency of organic food consumption. *Sustainability*, 12(13), 5367. <https://doi.org/10.3390/su12135367>
- 6) Cavite, H. J., Mankeb, P., & Suwanmaneepong, S. (2021). Community enterprise consumers' intention to purchase organic rice in Thailand: The moderating role of product traceability knowledge. *British Food Journal*, 124(4), 1124-1148. <https://doi.org/10.1108/bfj-02-2021-0148>
- 7) Chiu, J. L., Li, M., & Chiu, C. L. (2023). Effectiveness of food traceability system: Chinese consumer food purchase intention during the pandemic. *International Journal of Electronic Finance*, 1(1), 1. <https://doi.org/10.1504/ijef.2023.10048535>
- 8) Domazet, I., & Djokić, N. (2018). Food safety from consumer perspective. *Establishing Food Security and Alternatives to International Trade in Emerging Economies*, 316-336. <https://doi.org/10.4018/978-1-5225-2733-6.ch015>

- 9) Fornell, C., & Larcker, D. F. (1981). Structural equation models with unobservable variables and measurement error: Algebra and statistics. *Journal of Marketing Research*, 18(3), 382-388. <https://doi.org/10.1177/002224378101800313>
- 10) Guthman, J. (2014). *Agrarian dreams: The paradox of organic farming in California*. University of California Press.
- 11) Hong, J., Zhou, Z., Li, X., & Lau, K. H. (2020). Supply chain quality management and firm performance in China's food industry—the moderating role of social Co-regulation. *International Journal of Logistics Management*, The, 31(1), 99-122. <https://doi.org/10.1108/ijlm-05-2018-0124>
- 12) Hughner, R. S., McDonagh, P., Prothero, A., Shultz, C. J., & Stanton, J. (2007). Who are organic food consumers? A compilation and review of why people purchase organic food. *Journal of Consumer Behaviour*, 6(2-3), 94-110. <https://doi.org/10.1002/cb.210>
- 13) Liu, M. (2021). The effects of organic certification on shoppers' purchase intention formation in Taiwan: A multi-group analysis of structural invariance. *Sustainability*, 14(1), 55. <https://doi.org/10.3390/su14010055>
- 14) Preacher, K. J., Rucker, D. D., & Hayes, A. F. (2007). Addressing moderated mediation hypotheses: Theory, methods, and prescriptions. *Multivariate Behavioral Research*, 42(1), 185-227. <https://doi.org/10.1080/00273170701341316>
- 15) Skreli, E., Imami, D., Chan-Halbrendt, C., Canavari, M., Zhllima, E., & Pire, E. (2017). Assessing consumer preferences and willingness to pay for organic tomatoes in Albania: A conjoint choice experiment study. *Spanish Journal of Agricultural Research*, 15(3), e0114. <https://doi.org/10.5424/sjar/2017153-9889>

- 16) Smith-Spangler, C., Brandeau, M. L., Hunter, G. E., Bavinger, J. C., Pearson, M., Eschbach, P. J., Sundaram, V., Liu, H., Schirmer, P., Stave, C., Olkin, I., & Bravata, D. M. (2012). Are organic foods safer or healthier than conventional alternatives? *Annals of Internal Medicine*, 157(5), 348. <https://doi.org/10.7326/0003-4819-157-5-201209040-00007>
- 17) Sun, S., Wang, X., & Zhang, Y. (2017). Sustainable traceability in the food supply chain: The impact of consumer willingness to pay. *Sustainability*, 9(6), 999. <https://doi.org/10.3390/su9060999>
- 18) Willer, H., Schlatter, B., Trávníček, J., Kemper, L., & Lernoud, J. (2020). The World of Organic Agriculture: Statistics and Emerging Trends 2020. *Research Institute of Organic Agriculture (FiBL) & International Federation of Organic Agriculture Movements (IFOAM - Organics International)*. <https://www.arc2020.eu/wp-content/uploads/2020/03/organic-world-2020.pdf>
- 19) Wowak, K. D., Craighead, C. W., & Ketchen, D. J. (2016). Tracing bad products in supply chains: The roles of temporality, supply chain permeation, and product information ambiguity. *Journal of Business Logistics*, 37(2), 132-151. <https://doi.org/10.1111/jbl.12125>