

Original Research Article

Effect of System of Rice Intensification SRI (~~SRI System of Rice Intensification~~) Practices in Increasing the Yield of Traditional Varieties of Rice

ABSTRACT

The experiment to evaluate the "Effect of SRI (System of Rice Intensification) practices in increasing the yield of traditional varieties of rice" was carried out in the *samba* season of 2022 at south farm in Karunya Institute of Technology and Sciences, Division of Agronomy, Coimbatore. The sSoil of the experimental field was clay loam, moderately drained low in available N 212 kg/ha), high (17.4 kg/ha) medium K (410 kg/ha) level of organic carbon (0.73%). The design was a Randomized Block Design replicated three times. The treatments consisted of 7 rice varieties namely *Illupaipoo samba* (T₁), *Vaalan samba* (T₂), *Mysore malli* (T₃), *Thanga samba* (T₄), *Thooyamalli* (T₅), *Kitcheli samba* (T₆) and *Bhavani* (T₇) ~~evaluated under SRI method of cultivation.~~ Data collected includedand was analyzed using analysis of variance. The results showed that the variety *Thanga samba* (T₄) produced significantly higher grain yield of 6564 kg/ha and registered a yield increase ranging from 12 to 63 per cent over the other varieties under evaluation. In respect of ~~With regard to~~ quality parameters, grains of the variety *Thanga samba* (T₄) ~~were~~ as medium slender based on the kernel length and L/B ratio. The highest net return of 176472 Rs/ha with B:C ratio of 2.6 was realised under the variety *Thanga samba* (T₄). In conclusion the variety *Thanga samba* (T₄) performed better under SRI method of cultivation.

Keywords: Kitcheli samba; System of Rice Intensification (SRI); Thanga samba; yield attributes.

1. INTRODUCTION

Rice (*Oryza sativa*. L) is an important staple food for more than 60 per cent of the world population and hence called as "Global Grain". Rice is India's prominent crop which contributes to economic growth, with nutritional diversity and aids in reducing poverty. India is the second to China worldwide largest producer of rice totalling 113 million tonnes grown on next to China and 44-million-hectare area under rice produces an average yield of 2.6 t/ha. Rice is the staple food of the South Indian people especially the people of Tamil Nadu. About 2.2-million-hectare area isare under rice cultivation in Tamil Nadu and average productivity is 2.8 t/ha (Agriculture Department Policy note 2020-2021).

By the year 2050 AD, the world will need approximately 800 million tonnes of rice, representing a 26% increase from current production levels. However, this must be achieved while facing challenges such as diminishing natural resources like land, water, labour, and ~~farm~~ other inputs at the same time, ~~all~~

while ensuring environmental sustainability. Therefore, there is a pressing need to embrace innovative techniques that enable profitable rice cultivation while addressing these constraints.

A novel approach to rice cultivation known as the System of Rice Intensification (SRI) has gained traction, primarily championed by innovative farmers. Notably, this approach provides several advantages, including a remarkable water saving potential of up to 50%, a significant increase in yield ranging from 20% to 100%, and a substantial reduction in seed requirements by up to 90% (Kesh *et al.*, 2023).

India possesses one of the largest collections of rice germplasm globally, showcasing a remarkable genetic diversity of this crop. However, the introduction of high yielding varieties, hybrids, modern varieties, and advanced agricultural technologies poses a significant challenge to the preservation of the traditional practice of cultivating indigenous rice varieties and landraces. As a result, there has been a recent shift in consumer preference towards traditional varieties, primarily due to their various health benefits. Moreover, traditional rice varieties are valued for their agronomic characteristics such as therapeutic properties, aromatic qualities, and resilience to environmental stresses. Consequently, incorporating traditional rice varieties into daily diets holds the potential to enhance one's overall health status.

In recent times, research efforts focused on the rice crop in the country have primarily emphasized enhancing productivity, crop resilience against pests and diseases. Unfortunately, there has been limited attention given to the cultivation of traditional rice varieties or exploring management options for improved establishment and production of these varieties. Therefore, it is crucial to conduct SRI technique experiments with a few chosen rice varieties in order to gather data and provide guidance on the best variety to choose for the production of high-quality rice and its commercialization. Considering the above facts in mind and recognizing the significance of the System of Rice Intensification (SRI) in this region, a field experiment was conducted. The objective of the experiment was to examine the impact of SRI practices on increasing the yield of traditional rice varieties.

2. MATERIALS AND METHODS

Field experiments were carried out during *samba* season of 2021 - 2022 at south farm in Karunya Institute of Technology and Sciences, Division of Agronomy, Coimbatore to study the effect of SRI (System of Rice Intensification) practices in increasing the yield of traditional varieties of rice. The experimental site is geographically located in the western agro-climatic zone of Tamil Nadu at 10° 56'N latitude and 76° 44'E longitude at an elevation of 474 m above mean sea level. The soil of the experimental field was clay loam, moderately drained low in available N (212 kg/ha), high in available P (17.4 kg/ha) medium K (410 kg/ha) and organic carbon (0.73%). The experiment was laid out in a randomized block design (RBD) with seven varieties as treatments which were replicated thrice *viz.*, *Illupaipoo samba* (T₁), *Vaalan samba* (T₂), *Mysore malli* (T₃), *Thanga samba* (T₄), *Thooyamalli* (T₅), *Kitcheli samba* (T₆) and *Bhavani* (T₇). What was the control? Indicate the type of data that was collected. The data were subjected to statistical analysis of variance method (Gomez and Gomez, 1984).

3. RESULT AND DISCUSSION

3.1 Yield Attributes

3.1.1 Productive tillers hill⁻¹

The number of productive tillers/hill was significantly influenced by the rice varieties evaluated under SRI as shown in Fig 1. *Thanga samba* (T₄) produced significantly higher number of productive tillers/hill (19.78) and the local variety *Bhavani* (T₇) produced lesser number of productive tillers/hill (13.80) compared with other rice varieties evaluated under SRI.

[It could be scientifically acceptable to have the findings presented in table form in order to show the statistics.](#)

DEER REVIEW

Fig. 1. Productive tillers/hill (No.) of different traditional rice varieties under SRI

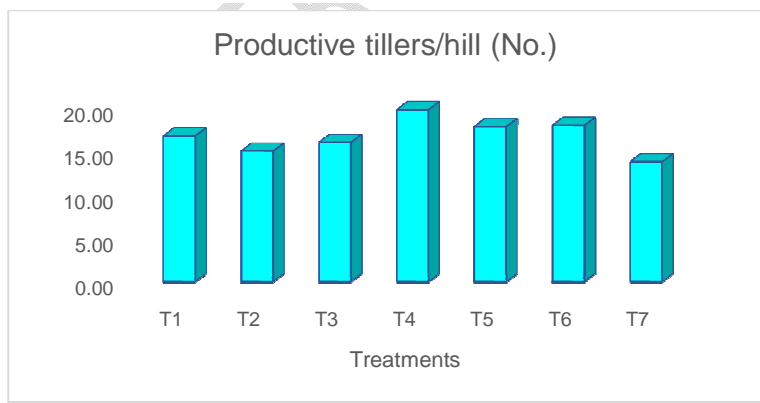


Fig. 1. Productive tillers/hill (No.) of different traditional rice varieties under SRI

The variation in the number of productive tillers/hills can be attributed to the genetic composition of the crop variety, which is mainly influenced by hereditary factors and differences in its tillering

capacity. Similar outcomes have been reported by Hasani *et al.*, 2021, Kumari and Shanmugan, 2020, and Haque and Pervin, 2015. These studies align with the findings of Khadka *et al.*, 2014, who observed that the System of Rice Intensification (SRI) promotes increased tillering and higher yields compared to conventional methods. This is attributed to the SRI approach facilitating more efficient utilization of resources by reducing competition both between plants and within each hill.

3.1.2 Panicle length

It is clearly evident from the results obtained that the panicle length was profoundly influenced by different rice varieties as mentioned in Fig 2. AmongBetween the varieties, higher panicle length of 60.37 cm was recorded in the local variety Bhavani (T₇) and *Mysore malli* (T₃) produced shorter panicles of 38.50 cm. The variation in panicle length may be directly related with the growth parameters of varieties. In the present investigation, the variety Bhavani (T₇) has higher DMP and hence length of the panicle was high in that variety. The observed disparities in panicle length could can be attributed to the genetic composition of the varieties, which aligns with the findings of Kumari and Shanmugan, 2020. Additionally, the adoption of SRI has an impact on panicle length through early transplanting, which provides a longer duration for the optimal development of plant parts and the allocation of increased photosynthates. This leads to the improved development of yield-related traits. Similar outcomes have been reported by Chaudhary *et al.*, 2011. Thus, there was 10% increase in panicle length in SRI plants compared to conventional method. (Thakur *et al.*, 2011)

Comment [H1]: Use scientific tables please

3.1.3 Panicle Weight

Panicle weight was significantly influenced by the different rice varieties evaluated under SRI method (Fig 3). *Thanga samba* (T₄) was statistically superior and obtained higher panicle weight of 2.93 g and the lower panicle weight of 1.59 g was observed in *Illupai poo samba* (T₁). Because of a greater number of filled grains/panicle in *Thanga samba* (T₄), there might be increase in panicle weight due to higher accumulation of biomass at vegetative stage and their efficient translocation toward sink. Similar results were observed by Prajapati *et al.*, 2008

Comment [H2]: Present the findings in Table form

Comment [H3]: Avoid starting a sentence with "Because"

3.1.4 No. of filled grains/panicle

Among the varieties *Kitcheli samba* (T₆) recorded significantly higher number of filled grains panicle⁻¹ (111.67) which was superior to other varieties and *Vaalan samba* (T₂) recorded significantly lower number of filled grains/panicle (71) compared with other varieties as shown in Fig 4. Thakur *et al.*, 2010 found that implementing SRI management resulted in enhanced root growth, a greater quantity of productive tillers/hill, longer panicles, and an increased number of filled grains per panicle. Zhimomi *et al.* (2021) suggested that the higher number of filled grains per panicle observed could be attributed to reduced spikelet sterility and increased fertilized sterility.

Comment [H4]: Use table please

3.1.5 Fertility percentage

Among the varieties, *Bhavani* (T₇) obtained higher fertility percentage of 89.19 per cent because of a smaller number of unfilled grains (10.67) and lower fertility percentage of 62.84 and 68.70 was recorded in *Mysore malli* (T₃) as shown in Fig 5. The research conducted by Kumari and Shanmugan (2020) supports the that the percentage of grain filling is influenced by multiple factors, including the grains capacity to utilize carbohydrates, the transportation of assimilates from leaves to grains, and the balance between sources and sinks in terms of their activity and size.

Comment [H5]: Use table

3.1.6 Thousand grain weight

Different rice varieties evaluated under SRI method had significant influence on test weight. The variety *Thooyamalli* (T₅) recorded significantly higher 1000 grain weight of 23.67 g and *Illupaipoo samba* (T₁) recorded significantly lower 1000 grain weight of 18.36 g compared with other rice varieties evaluated under SRI as shown in Fig 6. The increase in test weight might be due to higher number of filled grains per panicle coupled with high panicle length (Zhimomi *et al.*, 2021). The variation in grain weight can be attributed to the diverse genetic composition of cultivars and their distinct reactions to the prevailing environmental conditions during the grain filling stage. (Vasanthakumari, 2014)

Comment [H6]: Use table

3.2 Yield

3.2.1 Grain Yield

Significant variations in grain yield were observed during the evaluation of rice varieties under the SRI method (Table 1). A critical look in the rice grain yield revealed that *Thanga samba* (T₄) recorded significantly higher grain yield of 6564 kg/ha than all other varieties tested. The traditional variety *Thanga samba* (T₄) registered 61, 63, 49, 12, 4, 55 percent yield increase respectively over *Illupaipoo samba* (T₁), *Vaalan samba* (T₂), *Mysore malli* (T₃), *Thooyamalli* (T₅), *Kitcheli samba* (T₆), and *Bhavani* (T₇) respectively. In the present investigation The attractive performance of *Thanga samba* (T₄) is attributed to had improved yield components viz., the high figures in yield components of productive tillers/hill (19.78), filled grains/panicle (88.67) and panicle weight (2.93 g) were also higher compared with other varieties. Because of enhanced yield components, which led to higher grain yield in *Thanga samba* (T₄). Similar findings were reported by kesh *et al.*, (2017), Vasanthakumari, 2014. Lowest grain yield was recorded in *Vaalan samba* (T₂). This was quite natural due to lower productive tillers and DMP. It is important to note that the genetic characteristics of rice cultivars also play a significant role in determining the resulting grain yield (Ramesh *et al.*, 2019). The potential cause for the enhanced grain yield observed in SRI could be attributed to improved root development and increased sunlight interception resulting from wider spacing which might have led to more nutrient uptake to the source as reported by Zhimomi *et al.*, (2021) and Thakur *et al.*, (2010).

Formatted: Space Before: 12 pt, After: 8 pt.
Adjust space between Latin and Asian text,
Adjust space between Asian text and numbers

3.2.2 Straw Yield

Straw yield was significantly influenced by the different rice genotypes evaluated under SRI. *Thanga samba* (T₄) recorded significantly higher straw yield of 9721 kg/ha. Significantly lesser straw yield was

realized in *Mysore malli* (T₃) with 6525 kg/ha. Vijayakumar *et al.*, 2019 reported that the increased straw yield can be attributed to a greater number of tillers, which subsequently led to the accumulation of more dry matter.

3.3 Economics

Comment [H7]: Should come last

The cost involved in the SRI method of cultivation ranged from 110411 Rs/ha to 110571 Rs/ha. The highest net return of 176472 Rs/ha was recorded in *Thanga samba* (T₄) and with highest B:C ratio of 2.6 because of higher grain yield. The lowest grain yield was recorded in *Illupaipoo samba* (T₁) but it was economically viable because the cost of produce was higher (65 Rs/kg) with B:C ratio of 2.6 (Table 1). The variety *Bhavani* (T₇) registered lowest net return of 54601 Rs/ha with B:C ratio of 1.5. The income generated from a crop depends on various factors, including the yield level, market price of the produce, and the costs associated with cultivation. In situations where the production costs remain consistent, cultivars that yield higher outputs offer greater returns and benefits per unit of investment. Net income was more in SRI when compared to conventional method of rice cultivation and hence benefit cost ratio was also more for SRI method (1:2.21) than the conventional method of rice cultivation (1:1.94) according to Kumar *et al.*, 2017.

3.4 Physical Quality Parameters

3.4.1 Kernel length and breadth

Among these varieties, *Illupaipoo samba* (T₁) obtained higher kernel length of 6.7 mm and classified medium size category. *Vaalan samba* (T₂) recorded kernel length of 5.4 mm and classified as short. The other varieties, registered the kernel length ranging from 5.4-6.7 mm and they were classified as medium size category. The variety *Vaalan samba* (T₂) recorded numerically higher kernel breadth of 2.1 mm, and it was grouped under Scale 3. The all-other varieties evaluated were registered kernel breadth ranging from 1.8 to 2.0 mm and they were grouped under Scale 4 as shown in (Table 2).

3.4.2 Length breadth ratio

Among the different rice varieties evaluated under SRI method, *Vaalan samba* (T₂) recorded the lower L/B ratio of 2.57 and classified as medium grain shape group. The varieties *Illupaipoo samba* (T₁), *Mysore malli* (T₃), *Thanga samba* (T₄), *Thooyamalli* (T₅) and *Kitchili samba* (T₆) were recorded L/B ratio ranging from 3.30 to 3.72 and comes under slender grain shape category (Table 2).

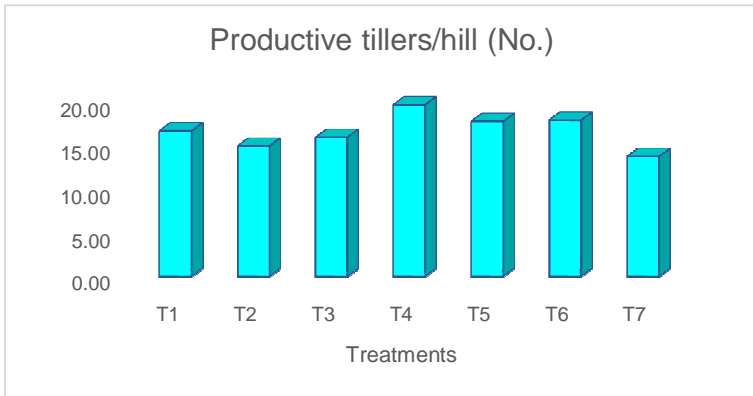


Fig. 1. Productive tillers/hill (No.) of different traditional rice varieties under SRI

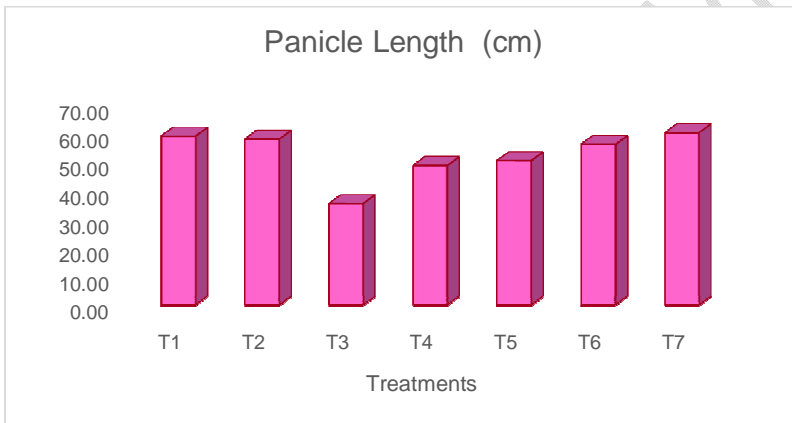


Fig. 2. Panicle Length (cm) of different traditional rice varieties under SRI

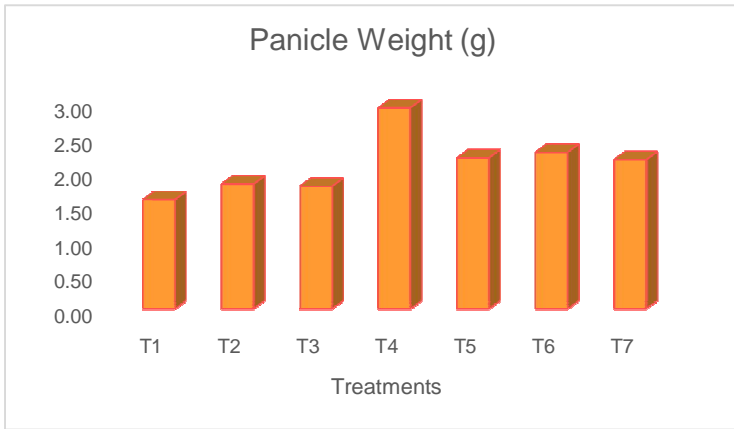


Fig. 3. Panicle Weight (g) of different traditional rice varieties under SRI

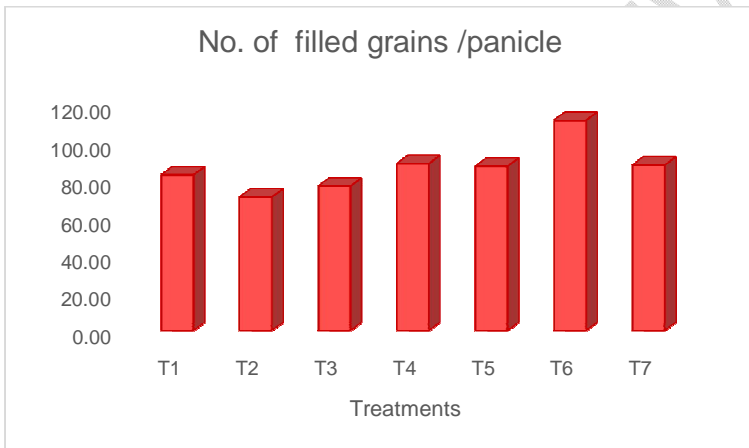


Fig. 4. No. of filled grains/panicle of different traditional rice varieties under SRI

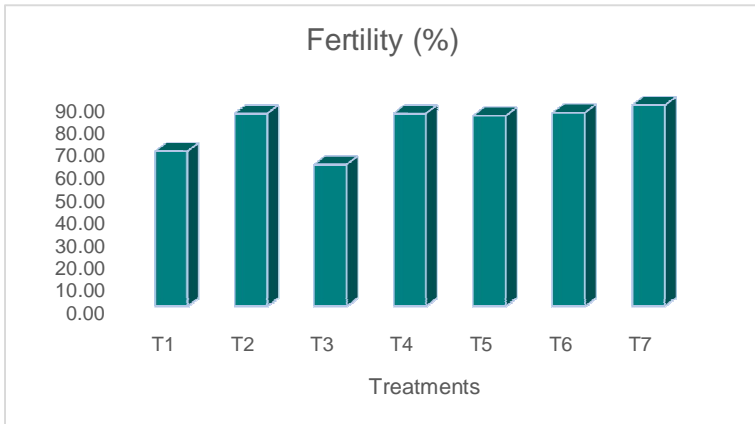


Fig. 5. Fertility % of different traditional rice varieties under SRI

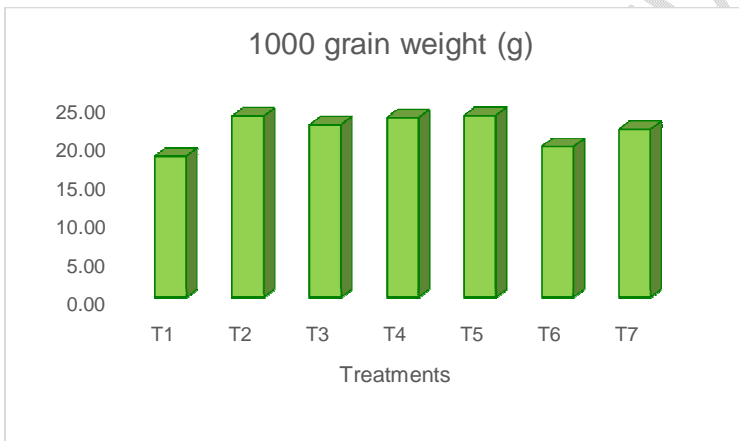


Fig. 6. 1000 grain weight (g) of different traditional rice varieties under SRI

Table 1: Grain yield (kg/ha), straw yield (kg/ha) and economics of rice varieties under SRI

Treatments	Grain yield	Straw yield	Cost of cultivation*	Gross returns*	B:C ratio*
T ₁ – Illupaipoo samba	4079	6800	110571	282124	2.6
T ₂ – Vaalan samba	4028	6938	110491	259026	2.3
T ₃ – Mysore malli	4414	6525	110411	192890	1.7
T ₄ – Thanga samba	6564	9721	110411	286883	2.6
T ₅ – Thooyamalli	5910	9472	110411	260066	2.4
T ₆ – Kicheli samba	6307	9013	110411	274807	2.5
T ₇ – Bhavani	4247	6572	110491	165092	1.5
Mean	?	?	?	?	
SE(d)	245	374			
CD p = 0.05	526	802			

*Data statistically not analysed

Comment [H8]: Why? Analysis of variance method (Gomez and Gomez, 1984).

Table 2: Physical parameters of rice varieties under SRI

Treatments	Kernel length (mm)*	Grain size*	Kernel breadth (mm)*	Scale*	L/B ratio*	Grain shape*
T ₁ – Illupaipoo samba	6.7	Medium	1.8	4	3.72	slender
T ₂ – Vaalan samba	5.4	Short	2.1	3	2.57	medium
T ₃ – Mysore malli	6.2	Medium	1.8	4	3.44	slender
T ₄ – Thanga samba	6.4	Medium	1.9	4	3.36	slender
T ₅ – Thooyamalli	6.6	Medium	2	4	3.3	slender
T ₆ – Kicheli samba	6.2	Medium	1.9	4	3.26	slender
T ₇ – Bhavani	5.8	Medium	2	4	2.9	medium

*Data statistically not analysed

Comment [H9]: Why? Analysis of variance method (Gomez and Gomez, 1984).

4. CONCLUSION

It was concluded that SRI method of rice cultivation was more suitable than conventional method in respect of growth and yield of traditional rice varieties. Among the seven varieties, *Thanga samba* (T₄) exhibited the best performance in relation to its yield and quality parameters.

REFERENCES

[Agriculture Department not listed but has been cited](#)

1. AL-Hasani, LNH, Musa AJ, Salim, SB. Influence of Irrigation and Tillage Patterns On Yield And Its Components For Five Rice Varieties (*Oryza sativa* L.) Under The System of The Rice Intensification (SRI). Euphrates Journal of Agriculture Science. 2021; 13(2).
2. Chaudhary, SK, Singh, JP, Jha, S. Effect of integrated nitrogen management on yield, quality and nutrient uptake of rice (*Oryza sativa*) under different dates of planting. Indian Journal of Agronomy. 2011;56(3): 228-231.
3. Gomez KA, Gomez AA. Statistical procedures for agricultural research 2nd edition. New York. 1984:680.
- 3-4. [Hasan 2021 not listed here but has been cited](#)
- 4-5. Haque, MM, & Pervin, E. Interaction Effect of Different Doses of Gutti Urea Hill-on Yield and Yield Contributing Characters of Rice Varieties (*Oryza Sativa* L.). International Journal of Agriculture, Forestry and Fisheries. 2015;3(2): 37-43.
- 5-6. Kesh, H, Ram, K, Jangid, K. System of rice intensification: A review on resource conserving method of rice crop establishment. Int. J. Cur. Microbiol. Applied Sci. 2017; 6(11): 2315-2328.
- 6-7. Khadka, RB, Acharya, HP, Uphoff, N. Performance of landrace and improved rice varieties under the system of rice intensification management in Bajhang district of Nepal. Journal of Agriculture and Environment. 2014; 15: 1-10.
- 7-8. Kumar, RM, Surekha, K, Sreedevi, B, Padmavathi, C, Srinivas, D, Singh, TV, Rao, LVS. SRI method-a water saving technology in rice-present status and future prospects. Journal of Research PJTSAU. 2017; 45(3/4): 1-19.
- 8-9. Kumari, KV, & Shanmugam, PM. Evaluation of Rice (*Oryza Sativa*) Varieties Suitable for Organic Farming. Indian Journal of Agricultural Research. 2020; 54(1): 71-76.
- 9-10. Prajapati, K, Yami, KD, Singh, A. Plant growth promotional effect of Azotobacter chroococcum, Piriformospora indica and vermicompost on rice plant. Nepal Journal of Science and Technology. 2008; 9: 85-90.
- 10-11. Ramesh, S, Keerthana, S, Elankavi, S, Baradhan, G, Kalaiyaran, C, Jawahar, S. Production potential of traditional rice (*Oryza sativa*) varieties as influenced by EM compost under Cauvery delta zone of Tamil Nadu. Plant Archives. 2019; 19(2): 2982-2986.
- 11-12. Thakur, AK, Rath, S, Kumar, A. Performance evaluation of rice varieties under the System of Rice Intensification compared with the conventional transplanting system. Archives of Agronomy and Soil Science. 2011; 57(3): 223-238.
- 12-13. Thakur, AK, Rath, S, Roychowdhury, S, Uphoff, N. Comparative performance of rice with system of rice intensification (SRI) and conventional management using different plant spacings. Journal of Agronomy and Crop Science. 2010; 196(2): 146-159.
- 13-14. Vasanthakumari, (2014). Evaluation of rice varieties suitable for organic farming. M.Sc. (Agri) thesis submitted to Tamil Nadu Agricultural University, Coimbatore.

Comment [H10]: Not cited check

14,15. Vijaykumar, P, Pandey, N, Kumar, RM. Response of different duration varieties of rice (*Oryza sativa*) on growth, yield attributes and yield under varied levels of nutrient application. *Indian Journal of Agronomy*. 2019; 64(4): 517-519.

15,16. Zhimomi, T, Tzudir, L, Reddy, PRK, Kumari, S. Effect of spacing and age of seedling on yield of rice under system of rice intensification. *Int. J. Curr. Microbiol. App. Sci.* 2021; 10(02): 763-769.

UNDER PEER REVIEW