

Original Research Article

Determination of Crop Water Requirement and Crop Coefficient at Different Growth Stages of Tomato by Using Weighing Lysimeter in Raichur region

Abstract

The water requirement for any cropping system is important consideration for designing and managing irrigation systems. Water requirement of crops varies substantially over the growing season mainly due to variation in crop cover and climatic conditions. For estimating crop water requirement of tomato crop, we have taken field experiment in weighing lysimeter for three seasons *rabi* - (7th September 2021 to 5th January 2022); Summer - (15th January 2022 to 15th May 2022) and *Kharif* - (6th June 2022 to 4th October 2022). The crop water requirement helps us to develop the crop coefficients for various growth stages (initial, development, mid and late season) for particular climatic conditions. Further, with exact crop coefficients derived from weighing type lysimeter will be helpful for determining water requirement. The results showed that the crop evapotranspiration (ET_c) for initial, development, mid-season and late-season being 22.76, 110.71, 173.47 and 68.71 mm, respectively. With respect to crop coefficient (K_c), it is estimated to be 0.38, 0.64, 1.12 and 0.66 for initial, development, mid-season and late season stages, respectively during *rabi* season. The crop evapotranspiration (ET_c) for initial, development, mid-season and late-season being 26.53, 164.76, 235.56 and 121.51 mm, respectively. With respect to crop coefficient (K_c), it is estimated to be 0.56, 0.87, 1.22 and 0.78 for initial, development, mid-season and late season stages, respectively during summer season. The crop evapotranspiration (ET_c) for initial, development, mid-season and late-season being 32.31, 131.38, 173.51 and 60.13 mm, respectively. With respect to K_c , it is estimated to be 0.36, 0.77, 1.13 and 0.74 for initial, development, mid-season and late season stages respectively during *kharif* season. The measured K_c values were significantly different from the FAO-56 reported values. Therefore, local calibration of crop coefficients is an essential for efficient irrigation water management and precise water applications.

Keywords : Crop water requirement, Crop coefficient, Weighing lysimeter and irrigation scheduling

I. Introduction

Proper irrigation scheduling and efficient irrigation water management are crucial for the sustainability of irrigated agriculture. Globally, water is considered as a precious element for the agricultural sector. Water being a scarce resource, it is necessary to use judiciously and manage this natural resource scientifically to sustain life on earth (Mila *et al.*, 2016). Irrigation is the major consumer of water in the country and therefore water used for irrigation must be prudently managed to ensure high efficiency.

Tomato (*Solanum Lycopersicum* Mill, Family: Solanaceae) is one of the major and widely grown staple vegetable crop in both tropics and sub-tropics of the world and ranks second in importance among vegetables. It is said to be a native of tropical America from where it has spread to other parts of the world in the sixteenth century. It is an important source of minerals and vitamin A and C. It is also known as 'Red Gold' and has high potential for developing value added products like soup, juice, pickle, ketchup and powder through processing. It is also important for its edible fruits that can be consumed either directly as a raw vegetable in a sandwich or as cooked foods.

Crop water requirement is the important key for proper planning and structure of the irrigation system of any crop. Crop water requirement is the amount of water necessary to compensate for evapotranspiration loss from a cropped field area. Crop water requirement can be defined as "the depth of water needed to meet the water loss through evapotranspiration of a disease-free crop growing in large fields under non-restricting soil conditions including soil water and fertility and achieving full production potential under the given growing environment". Crop Water Requirement (CWR) is based on the type of crop, stage of the crop, soil type, climatic conditions and evapotranspiration demand. Accurate quantification of crop water requirements of any crop is essentially required for irrigation scheduling and water management. The crop water requirement (CWR) also can be determined from reference evapotranspiration using crop coefficients (K_c).

To estimate crop evapotranspiration (ET) for irrigation planning, the crop coefficient (K_c), which is the ratio of crop evapotranspiration to reference evapotranspiration, is needed. The crop coefficient value represents crop-specific water use and is required for

accurate estimation of irrigation requirement of different crops grown under different climatic conditions. These values are commonly used in places where local data are not available. Therefore, it is felt that the crop coefficients must be determined under different climatic conditions.

II. Material and Methods

The analysis was carried out for the Raichur region. It is situated in the North-Eastern Dry zone (Zone 2) of Karnataka at 16° 15' N latitude and 77° 20' E longitude with an average elevation of 407 meters (1335 feet) above the mean sea level and it lies in semi-arid climatic condition. The district has a total geographical area of 8,383 sq km. The major part of the year remains dry and hot. In the month of May, it experiences the highest temperature while the lowest temperature is experienced in December.

The average annual rainfall of the area is 722.32 mm. December is the coldest month with the mean maximum temperature of 29.9°C and the mean minimum temperature of 15.3°C. The nights are generally cool in the season, but the day temperature sometimes reaches 35 to 38°C. May is the hottest month; with the mean maximum temperature being 39.9°C. Day temperature shows a slight increase in October. From November, both day and night temperature gradually decreases till December. The mean maximum relative humidity (RH) was noticed during the August and September months (83 per cent) whereas the mean minimum RH was noticed during March month (24 per cent).

The major part of the Raichur is dominated by black cotton soils. The other soils include reddish sandy soil, light grey loamy soil and reddish brown soil. The average water holding capacity of the soil is 65 per cent and 35 to 40 per cent for black and red soils respectively. The important crops of the area are Bt. cotton, maize, chilli, groundnut, sunflower, sorghum, bajra and *rabi* sorghum. Under irrigation, crops like paddy, sugarcane, vegetables, onion, tomato, chillies, jowar, cotton, wheat, tobacco and plantation crops are grown.

2.1 FAO 56 Penman Monteith model

The FAO 56 Penman-Monteith model is recommended as the sole of standard model. It is a model with a strong likelihood of correctly predicting evapotranspiration in a wide range of locations and climates. It can be calculated by using the following formula:

$$PET = \frac{0.408\Delta(R_n - G) + \gamma \frac{900}{T + 273} U_2 (e_a - e_d)}{\Delta + \gamma(1 + 0.34U_2)}$$

Where,

PET = Potential evapotranspiration (mm d⁻¹)

R_n = Net radiation at crop surface (MJ m⁻² d⁻¹)

G = Soil heat flux (MJ m⁻² d⁻¹)

T = Average temperature at 2 m height (°C)

U₂ = Wind speed measured at 2 m height (m s⁻¹)

(e_a - e_d) = Vapour pressure deficit for measurement at 2 m height (kPa)

Δ = Slope vapour pressure curve (kPa °C⁻¹)

γ = Psychrometric constant (kPa °C⁻¹)

2.2 Crop Coefficients

The measured crop coefficients (K_c) for all the selected crops under study were calculated using the following relation:

$$K_c = \frac{ET_c}{ET_0}$$

In which ET_c is the actual crop evapotranspiration (mm day⁻¹) measured from weighing lysimeter and ET₀ is the reference evapotranspiration (mm day⁻¹) measured from FAO 56 Penman Monteith method.

The crop coefficient varies according to crop type, growth stages and varying local climatic conditions. Hence, stage wise crop coefficients derived from FAO 56 was modified as per the climatic parameters of Raichur for tomato crop by following the standard procedure and guidelines suggested by (Allen *et al.*, 1998) using FAO-56 curve method (Sikka *et al.*, 2009). The FAO-56 curve method was based on the estimated value of the crop coefficients.

The total duration of tomato crop was divided into four growth stages (initial, developmental, mid-season and late-season). The initial stage refers to the germination and early

growth stage when the soil surface is not or is hardly covered by the crop (ground cover <10%). The crop development stage is the stage from the end of the initial stage to attainment of effective full groundcover (groundcover 70-80%). The mid-season stage is the stage from the attainment of effective full groundcover to the start of maturity, as indicated for example by discolouring or falling of leaves. At this stage, K_c will reach its maximum value. The late season stage runs from the start of maturity to harvest or full senescence. The calculation of K_c and ET_o was presumed to end when the crop was harvested, dried out naturally, reached senescence or experienced leaf drop. The length of each growth stages were 15, 40, 40 and 25 days for initial, development, mid-season and late season stages, respectively.

2.3 Crop Water Requirement

The amount of water required to compensate for the evapotranspiration loss from the cropped field is defined as crop water requirement. Crop water requirements encompass the total amount of water used in evapotranspiration process. Out of the total evapotranspiration, evaporation account for about 10 per cent and plant transpiration for the remaining 90 percent. The crop evapotranspiration differs distinctly from the reference evapotranspiration (ET_o) as the ground cover, canopy properties and aerodynamic resistance of the crop is different from grass. The difference in evaporation and transpiration between both surfaces was combined into single coefficient K_c . In the present study, crop coefficient approach was used for computation of crop water requirements (Allen and Pruitt, 1977).

The crop water requirement of selected crop was computed by following equation:

$$ET_c = K_c \times ET_o$$

Where,

ET_c = Crop evapotranspiration, (mm day^{-1})

K_c = Crop coefficient

ET_o = Reference crop evapotranspiration (mm day^{-1})

The daily ET_c computed were summed for different growth stages of crop and total seasonal crop water was determined for tomato crop. The total duration of tomato crop was divided into four growth stages (initial, developmental, mid-season and late-season).

III. RESULTS AND DISCUSSION

3.1 Reference Evapotranspiration (ET_o)

Table (1) shows values of reference crop evapotranspiration through the growth stages of tomato during the *rabi*, summer and *kharif* season. The values of ET_o through growth season indicate that it is lowest with the beginning of the season and increased till development stage during the *rabi*, summer and *kharif* season. Which was attributed to the variability of climatologically factors during the growing season. The total reference evapotranspiration value were 491.89, 585.49 and 495.41 mm during the *rabi*, summer and *kharif* season respectively.

As shown in the Figure 1a, b and c, the crop evapotranspiration (ET_c) exceeded ET_o only at the mid-season stage, whereas in the rest stages ET_o is higher than ET_c during *rabi*, summer and *kharif* season (Srinivas and Tiwari, 2018). This indicates that during the mid-season stage, the crop water demand is high because of the fully developed crop canopies and high evaporative demand to flower, fruit formation, and filling.

The seasonal crop evapotranspiration (ET_c) of tomato planted during the *rabi* season was 375.65 mm (Table 1) with the crop evapotranspiration (ET_c) for initial, development, mid-season and late-season being 22.76, 110.71, 173.47 and 68.71 mm, respectively. With respect to crop coefficient (K_c), it is estimated to be 0.38, 0.64, 1.12 and 0.66 for initial, development, mid-season and late season stages, respectively, the crop coefficient (K_c) values increased from initial value of 0.38 to midseason value of 1.12 and decreased during late-season crop coefficient (K_c) value was found to be 0.66.

Meanwhile The seasonal crop evapotranspiration (ET_c) of tomato planted during the summer season was 548.36 mm (Table 1) with the crop evapotranspiration (ET_c) for initial, development, mid-season and late-season being 26.53, 164.76, 235.56 and 121.51 mm, respectively. With respect to crop coefficient (K_c), it is estimated to be 0.56, 0.87, 1.22 and 0.78 for initial, development, mid-season and late season stages, respectively, the crop coefficient (K_c) values increased from initial value of 0.56 to midseason value of 1.22 and the late- season crop coefficient (K_c) value was found to be 0.78.

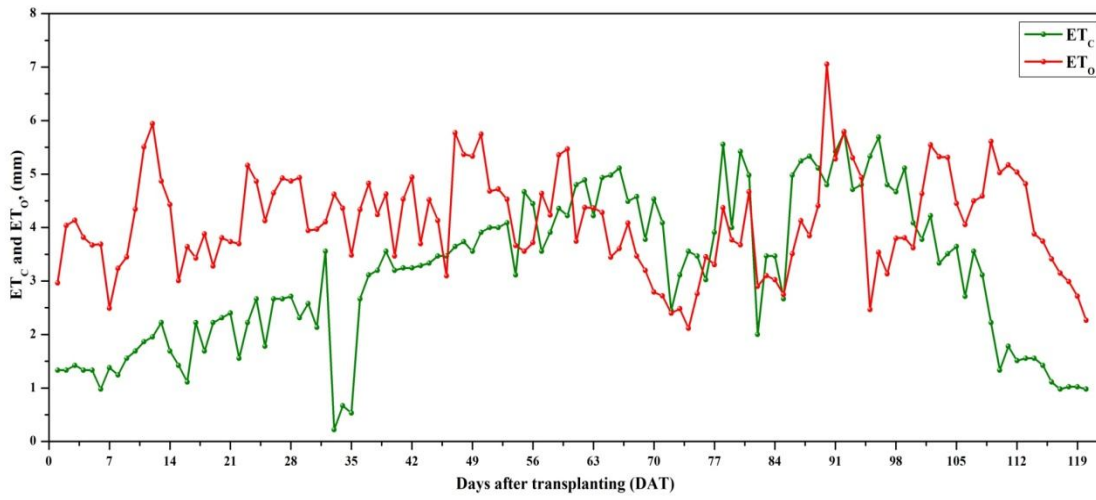


Fig. 1a. Daily ET_c and ET₀ of tomato crop during *rabi* season

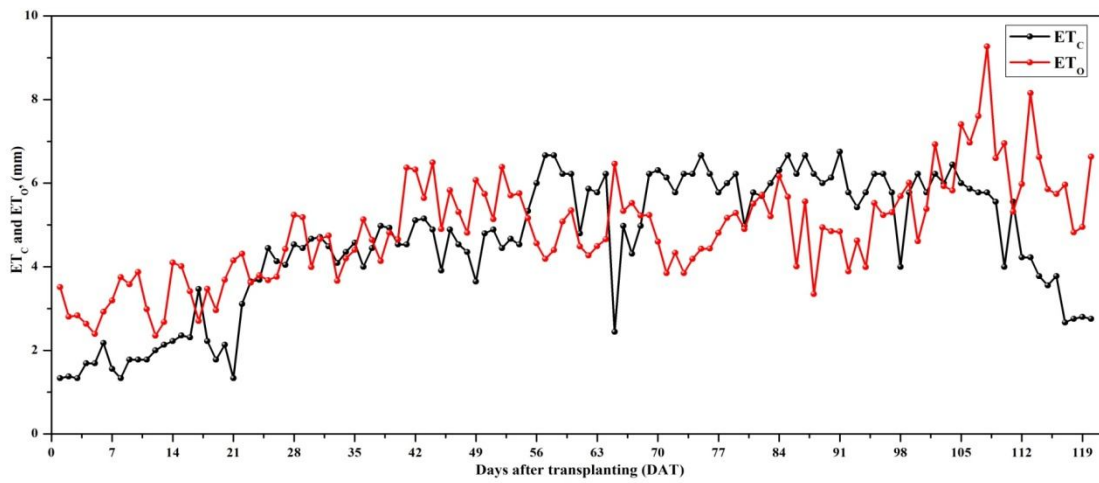


Fig. 1b. Daily ET_c and ET₀ of tomato crop during summer season

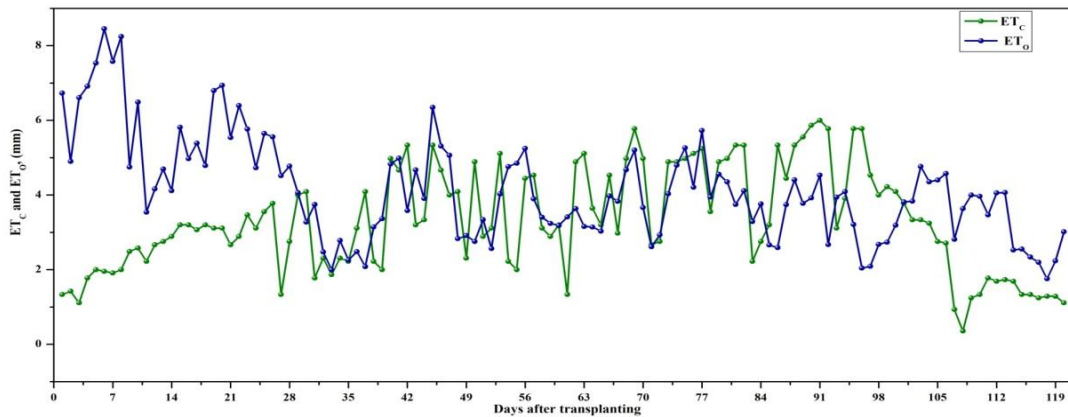


Fig. 1c. Daily ET_c and ET₀ of tomato crop during *kharif* season

Similarly the seasonal crop evapotranspiration (ET_c) of tomato planted during the *kharif* season was 397.33 mm with the crop evapotranspiration (ET_c) for initial, development, mid-season and late-season being 32.31, 131.38, 173.51 and 60.13 mm, respectively. With respect to crop coefficient (K_c), it is estimated to be 0.36, 0.77, 1.13 and 0.74 for initial, development, mid-season and late season stages, respectively, the crop coefficient (K_c) values increased from initial value of 0.36 to midseason value of 1.13 and late- season crop coefficient (K_c) value was found to be 0.74.

The crop evapotranspiration (ET_c) is low in initial and followed in late-stage during the *rabi*, summer and *kharif* season, which was due to low canopy cover in the initial stage and cessation of leaf growth in the late-stage (Aliku *et al.*, 2022). The average crop coefficient (K_c) value was low at the initial stage and high at the mid season stage during *rabi*, summer and *kharif* season. K_c values for mid season in most crops are generally higher than those observed in other development stage (Allen *et al.*, 2005 and Tyagi *et al.*, 2000). During the mid-season stage, the highest value of K_c is obtained due to the crop attained peak value of leaf area index and maximum canopy cover, which leads to increase crop evapotranspiration (Srinivas and Tiwari, 2018). The K_c tends to decline at a point after a full cover up to late or harvest stage during *rabi*, summer and *kharif* season.

A comparison was carried out between the crop coefficient (K_c) values measured by lysimeter (K_c Lysimeter) and recommended by FAO 56. The crop coefficient (K_c) curve for tomato developed in this study followed a similar trend with the estimated K_c curve by FAO 56, where K_c is small at the beginning of the season and increases as the plant grows until it reaches a maximum value at crop maturity and decline in harvest during the *rabi*, summer and *kharif* season.

The crop coefficient (K_c) values obtained from the lysimeter during the *rabi* season are underestimated at initial, development and late growth stage and almost similar during the mid season stage as compared to crop coefficient (K_c) values recommended by FAO 56 (Figure 2a). (Kenjabaev *et al.*, 2020).

The crop coefficient (K_c) values obtained from the lysimeter during the summer season are overestimated at initial, development and mid season stages and almost similar during late growth stage as compared to crop coefficient (K_c) values recommended by FAO 56 (Figure 2b).

The crop coefficient (K_c) values obtained from the lysimeter during the *kharij* season are slightly underestimated at initial, development and late season stages and slightly overestimated during the mid growth stage as compared to crop coefficient (K_c) values recommended by FAO 56 (Figure 2c) (Kar and Verma, 2005).

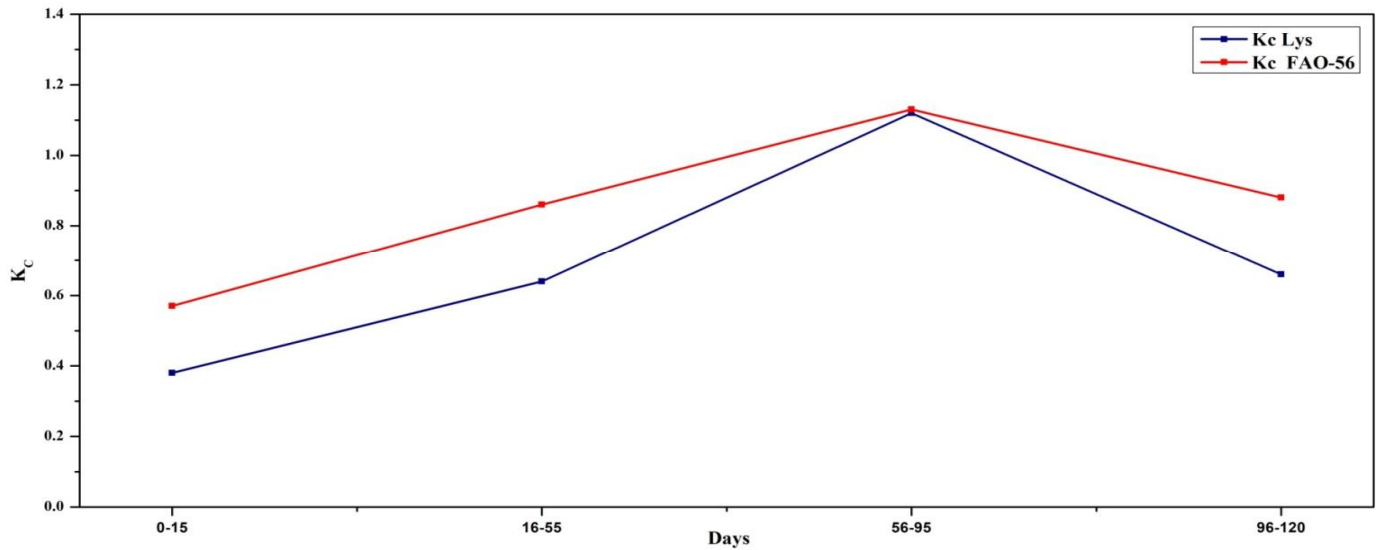


Fig. 2a. Crop coefficients recommended by FAO56 for the crop (K_c FAO) and determined by lysimeter (K_c Lys) during *rabi* season

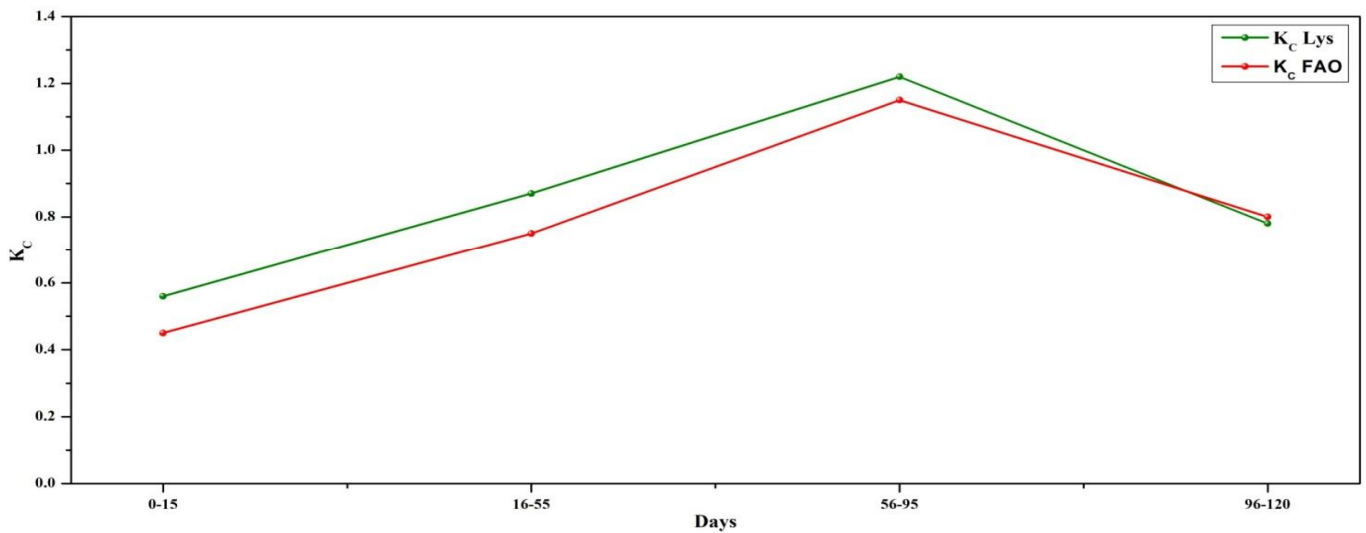


Fig. 2b. Crop coefficients recommended by FAO56 for the crop (K_c FAO) and determined by lysimeter (K_c Lys) during summer season

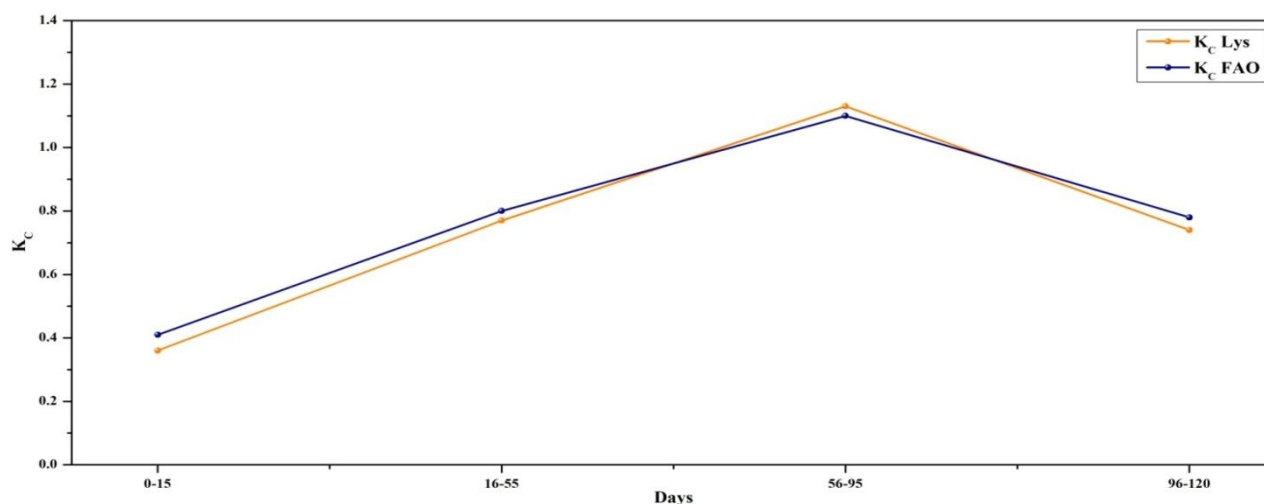


Fig. 2c. Crop coefficients recommended by FAO-56 for the crop (K_c FAO) and determined by lysimeter (K_c Lys) during *kharif* season

3.2 The crop coefficient and water requirement for tomato crop at Raichur region for all seasons (*rabi*, Summer and *kharif*).

The compiled crop coefficients and water requirement for tomato crop for Raichur climatological conditions are depicted in Table. 1. From results it revealed that, the variations in crop coefficients were observed across all crop growth stages and different crop growing season (*rabi*, Summer and *kharif*). The average crop coefficients (K_c) values were observed to be low (0.38 during *rabi*; 0.56 during summer and 0.36 during *kharif*) during initial crop growth stages and highest during mid season (1.12 during *rabi*; 1.22 during summer and 1.13 during *kharif*) stages. It was clearly observed (Table. 1) that, the crop coefficients (K_c) were high during summer season followed by *kharif* and *rabi* season for all crop growth stages (initial, development, mid and late) except *kharif* season during initial stage (Yadeta *et al.*, 2021). Similarly, the seasonal water requirement for tomato crop was observed to be high during summer (548.36 mm) followed by *kharif* (397.33 mm) and *rabi* season (375.64 mm) at Raichur climatic conditions.

Table 1. Average crop evapotranspiration, reference crop evapotranspiration and crop coefficient values of tomato during *rabi*, Summer and *Kharif* season (2021-2022)

Tomato (<i>Rabi</i> Season)	Growth stages	Seasonal

	Initial	Development	Mid	Late	ET _o (mm)	ET _c (mm)
ET _o (mm/stage)	59.58	173.24	154.98	104.09	491.89	375.65
ET _c (mm/stage)	22.76	110.71	173.47	68.71		
K _c lysimeter	0.38	0.64	1.12	0.66		
Tomato (Summer Season)						
ET _o (mm/stage)	47.63	189.10	193.00	155.76	585.49	548.36
ET _c (mm/stage)	26.53	164.76	235.56	121.51		
K _c lysimeter	0.56	0.87	1.22	0.78		
Tomato (Kharif Season)						
ET _o (mm/stage)	90.52	170.21	153.58	81.10	495.41	397.33
ET _c (mm/stage)	32.31	131.38	173.51	60.13		
K _c lysimeter	0.36	0.77	1.13	0.74		

IV. CONCLUSION

The present study was conducted with the objective of determining the crop evapotranspiration (ET_c) and crop coefficient (K_c) values by weighing lysimeters and compares them with the values estimated by the FAO-56 method at the different stages of development of tomato plants at Raichur, Karnataka.

The results showed that the seasonal crop evapotranspiration (ET_c) of tomato were 375.65, 548.36 and 397.33 mm during the *rabi*, summer and *kharif* season respectively. The total reference evapotranspiration value were 491.89, 585.49 and 495.41 mm during the *rabi*, summer and *kharif* season respectively. The average K_c values of tomato planted during the *rabi* cropping season were 0.38, 0.64, 1.12 and 0.66 for initial, development, mid-season and

late season stages, respectively. Meanwhile the K_c values of tomato planted during the summer cropping season were 0.56, 0.87, 1.22 and 0.78 for the respective growth stage. Similarly the K_c values of tomato planted during the *kharif* cropping season were 0.36, 0.77, 1.13 and 0.74 for the respective growth stage.

The estimated values of crop coefficients for tomato differ considerably during the *rabi* season underestimated at initial, development and late growth stage and almost similar during the mid season stage. Meanwhile during summer season, overestimated at initial, development and mid season stages and almost similar during late growth stage. Similarly for *kharif* season, slightly underestimated at initial, development and late season stages and slightly overestimated during the mid growth stage as compared to crop coefficient (K_c) values recommended by FAO 56. Therefore, local calibration of crop coefficients is essential for agricultural planning and efficient irrigation water management for the cultivation of tomato in the Raichur and other similar semi-arid climates.

The total seasonal water requirement of tomato for summer season under raichur conditions is higher than *kharif* and *rabi* season. The seasonal water requirement for tomato crop was observed to be high during summer (548.36 mm) followed by *kharif* (397.33 mm) and *rabi* season (375.64 mm) for tomato crop at Raichur climatic conditions.

V. REFERENCES

- Aliku, O., Oshunsanya, S. O. and Aiyelari, E. A., 2022, Estimation of crop evapotranspiration of Okra using drainage lysimeters under dry season conditions. *Scientific African.*, 16: 1-12.
- Allen, R. G. and Pruitt, W. O., 1997, FAO-24 reference evapotranspiration factors, *J. Irrig. Drain. Eng.*, 117(5): 758-773.
- Allen, R. G., Pereira, L. S., Raes, D. and Smith, M., 1998, Crop evapotranspiration-Guidelines for computing crop water requirements-FAO Irrigation and drainage paper 56. *FAO, Rome*, 300(9): 111-114.

- Allen, R. G., Pereira, L. S., Smith, M., Raes, D. and Wright, J. L., 2005, FAO-56 dual crop coefficient method for estimating evaporation from soil and application extensions. *Irrig. Drain. Eng.*, 131(1): 2-13.
- Amayreh, J. and Al-Abed, N., 2005, Developing crop coefficients for field-grown tomato (*Lycopersicon esculentum* Mill.) under drip irrigation with black plastic mulch. *Agric. Water Manag.*, 73(3): 247-254.
- Kar, G. and Verma, H. N., 2005, Phenology based irrigation scheduling and determination of crop coefficient of winter maize in rice fallow of eastern India. *Agric. Water Manag.*, 75(3): 169-183.
- Kenjabaev, S. H., Frede, H. G., Begmatov, I., Isaev, S. and Matyakubov, B., 2020, Determination of actual crop evapotranspiration (ET_c) and dual crop coefficients (k_c) for cotton, wheat and maize in Fergana Valley: Integration of the FAO-56 approach and budget. *J. Crit. Rev.*, 7(5): 340-349.
- Mila, A. J., Akanda, A. R., Biswas, S. K. and Ali, M. H., 2016, Crop co-efficient values of sunflower for different growth stages by lysimeter study. *Brit. J. of Environ. And Clim. Change.*, 6(1): 53-63.
- Patil, C. S. and Manickam, R., 2017, Crop evapotranspiration and crop coefficient of soybean (*Glycine max* L. Merrill) in Bengaluru, Karnataka. *J. Agrometeo.*, 19(3): 292-293.
- Sikka A. K., Sahoo, D. C., Madhu, M. and Selvi, V., 2009, Determination of Crop Coefficient of Tea. *J. Agric. Eng.*, 46(3): 42-45.
- Srinivas, B. and Tiwari, K. N., 2018, Determination of crop water requirement and crop coefficient at different growth stages of green gram crop by using non-weighing lysimeter. *Int. J. Curr. Microbiol. App. Sci.*, 7(9): 2580-2589.
- Tyagi, N. K., Sharma, D. K. and Luthra, S. K., 2000, Evapotranspiration and crop coefficient of wheat and sorghum. *J. Irrig. and Drain. Engg.*, 126(4): 215-222.

Yadeta, B., Ayana, M., Yitayew, M. and Hordofa, T., 2021, Determination of water requirement and crop coefficient for sugarcane using lysimeter experiment under semiarid climatic conditions of ethiopia. *J. Irrig. And Drain.Engg.*,147(11): 239

UNDER PEER REVIEW