

# A Comparative Economic Analysis of Cucumber and Bitter Gourd Cultivation in Sultanpur District of Uttar Pradesh

## ABSTRACT

The present investigation was undertaken to estimate the comparison of costs and returns for cucumber and bitter gourd production. The specific objectives of this study included the profitability of cucumber and bitter gourd as well as identifying the major constraints faced by cucumber and bitter gourd growers. The study was based on primary data which were collected through personal interviews with the help of a pre-tested survey scheduled. In which, a multistage stratified purposive cum random sampling technique was used to select the district, block, villages, and respondents. The Results indicated that bitter gourd production was profitable crop in comparison to cucumber. Besides, marginal farms' was shown to be more profitable than that of small and medium farms according to an analysis of aggregate measures that were calculated for financial efficiency. Moreover, to identify the constraints the Garrett ranking technique was used. From the results, cucurbit farmers faced several issues of managerial, technical, and financial. In which top two most common problems in management & technical faced by them were lack of technical knowledge and unavailability of quality seeds (HYV) and the top two financial problems faced by them were untimely availability of loans and high-interest rates respectively. Major suggestions of cucurbit farmers to overcome these constraints are training being imparted to implement new technologies, credit facilities with low-rate interest by institutional agencies and storage facilities in mandi should be provided to the farmers for their perishable products.

**Keywords:** Profitability, comparison, cost, return, Garrett ranking technique.

## Introduction

Agriculture and its allied sectors have been the backbone of the Indian economy. Its contribution to GDP has decreased from 54.19 per cent in 1950-51 to 20.2 per cent in 2020-21 (NSO 2021). This is due to globalization, natural resource depletion, climate change, rapid industrialization, population growth and changing consumer behaviours. Agriculture and allied sectors are experiencing a period of transition all around the world. Now, Indian agriculture must reorganize itself by extending its scope beyond just primary agriculture. As a result, there is a need to reform the farming sector, invest extensively in infrastructure development, enhance access to formal credit, and adopt agriculture policies that are in step with ground reality.

Vegetable demand in developing countries has increased due to population and economic development (Arsantiet *al.*, 2007). India, the world's second largest producer of fruit and vegetables after China, is generally known as the Fruits and Vegetable Basket (Chari and Madhav Raghavan, 2012; Sudarshan *et al.*, 2013; Nabi and Bagalkoti, 2017). In recent decades, this sector has expanded importance by contributing a growing share in Gross Value addition of the Agriculture and allied sectors. Under the changing agriculture scenario, it has been realized that the horticulture sector is important to the Indian economy (contributes 30.4% to GDP and 33% to GVA of agriculture) (Fedorov and Kuznetsova, 2020; Schenau *et al.*, 2022; Agrawal *et al.*, 2016). Because it is more productive than agriculture, the horticulture sector has emerged as one of the primary drivers of growth (food grains mainly). Horticulture production in India has risen dramatically in recent years. In the past ten years, annual production grew by 4.8%, and the area under horticulture increased by 2.6% (Kumar and Singh, 2020; Jiji, 2020; Saryam and Jirli, 2020). Apart from ensuring the nation's nutritional security, it also creates new jobs, diversification of farm activities, provides raw materials to various food processing industries and increases farm profitability through increased productivity and foreign exchange earnings.

Vegetables contain fibre, carbs, minerals, and vitamins, including fat-soluble vitamins like vitamin A and vitamin D as well as water-soluble vitamins like vitamin B and vitamin C. (Settaluri *et al.*, 2012). These proteins have a great biological value even though they only comprise less than 3% protein. Vegetables additionally have therapeutic qualities. The juices of carrot, cucumber, bitter gourd, cabbage, lettuce, and spinach are a few examples. (Adhiguru *et al.*, 2004; Sharma *et al.*, 2010; Wavdhane *et al.*, 2016). Fruit and vegetable sources of traditional antioxidant elements like vitamin C, beta-carotene, and manganese include cucumbers (*Cucumis sativus*), which are a valuable source of these nutrients. It also contains approximately 95% water, making it frequently advised as a natural diuretic and useful for bodybuilding (Elum *et al.*, 2016; Maurya *et al.*, 2019).

Cucumber (*Cucumis sativus* L.) (2n=14) belongs to the family of Cucurbitaceae, a member of the *Cucumis* genus. The cucumber is known to be originated from Southern Asia, but is today grown in most countries (Grumet *et al.*, 2021; Yang and Sagar, 2022). Asia is responsible for more than half of global cucumber production. Turkey, Iran, Uzbekistan, Japan, and Iraq were regarded as Asia's largest cucumber producers (Khan *et al.*, 2015). Cucumber has spread beyond Indian borders since that pivotal moment over 4000 years ago,

passing through Ancient Greece, Rome, Europe, the New World, and China on its way to becoming the world's fourth most widely cultivated vegetable. (Lutfaet *et al.*, 2019)

Cucumber is also referred to as pepino, cetriolo, gherkin, gurke, krastavac, concombres, hungua, kiukaba, khira, kiukamupa, and kukamba. It's a summer season (temperature between 18 and 24 °C) short duration (90-100 days) crop that matures quickly. It is used as a cooling food in summer (Khan *et al.*, 2015; Xanthopoulou *et al.*, 2022). Cucumber grows best on light, heavy, well-drained soil with an abundance of organic matter. Cucumber plants are naturally monoecious, which means they have separate male and female flowers. (Bai and Xu, 2013; Swamy, 2017).

Around the world, particularly in tropical and **subtropical** regions, the bitter melon, also known as karela (*Momordica charantia* L., Cucurbitaceae), is widely cultivated (Kandangath *et al.*, 2015; Halder *et al.*, 2018; Fan *et al.*, 2019). It is widely farmed throughout India, taking about 0.08 million hectares and producing 0.82 million tonnes (NHB 2014; Sharma *et al.*, 2016; Halder *et al.*, 2018). Bitter melon, gets its name from the Latin word "**Momordica**," which means "to bite," due to the grooved edges of its seed, which appear to have been chewed. It is a major summer vegetable crop cultivated for its immature tuberculate fruits with a distinctively bitter taste. Iron, calcium, phosphorus, and vitamin B are all abundant in the fruit. The general **objective** of this research was to assess the comparative profitability of cucumber and bitter melon production. However, the following specific objectives were **spelt** out.

- To compare the costs and returns of cucumber and bitter melon production.
- To evaluate the constraints faced by the producer during the cucumber and bitter melon production process.

## **MATERIAL AND METHODS:**

### **Data Collection:**

The study was based on input and output data collected from Dubeypur block respondents. A multistage purposive cum random sampling strategy was used to choose respondents. **In** the outset of this exercise, the Sultanpur district of Uttar Pradesh was purposefully chosen. At the second stage, the block namely Dubeypur was selected purposively from **the** selected district. In the final stage, five villages were selected from

Dubeypur block (Ahimane, Amhat, Chakarpur, Navadashahakpur, Saurmau village) is based on the higher cucumber and bitter gourd growing villages. In the final stage, 100 respondents were selected randomly through proportionate allocation to the population. Finally, 100 respondents i.e., 66 marginal, 23 small and 11 medium were selected for this study.

### **Period of Enquiry:**

The data pertained to the agriculture year 2021-2022 estimation of costs and returns.

### **Measures of cost concepts:**

The cost concept approach is widely used in India for evaluating crop profitability in production. The cost concepts in brief, are Cost A<sub>1</sub>, A<sub>2</sub>, B<sub>1</sub>, B<sub>2</sub>, C<sub>1</sub>, C<sub>2</sub>, and Cost C<sub>3</sub>.

**Cost A<sub>1</sub>:** This cost includes actual expenditure incurred in cash and kind.

1. Value of hired human labour and machinery labour.
2. Value of seed (both forms produced and purchased).
3. Value of manure (owned and purchased).
4. Value of insecticides, pesticides and chemical fertilizer.
5. Deprecation on implements, farm machinery and farm buildings.
6. Irrigation charges.
7. Land revenue, and other taxes.
8. Interest in working capital.
9. Miscellaneous expenses.

**Cost A<sub>2</sub>:** Cost A<sub>1</sub> + rent paid for leased in land.

**Cost B<sub>1</sub>:** Cost A<sub>2</sub> + interest on value of owned fixed capital assets (including land).

**Cost B<sub>2</sub>:** Cost B<sub>1</sub> + rental value of owned land.

**Cost C<sub>1</sub>:** Cost B<sub>1</sub> + imputed value of family labour.

**Cost C<sub>2</sub>:** Cost B<sub>2</sub> + imputed value of family labour.

**Cost C<sub>3</sub>:** Cost C<sub>2</sub> + 10 % of C<sub>2</sub> (managerial cost).

### **Measures of farm profit:**

**Gross Income:** Yield in quintals × Price per tonne

**Net Income:** Gross Income – Cost C

**Farm Business Income:** Gross Income - Cost A<sub>2</sub> or Net Income + imputed value of family labour

**Family labour income:** Gross Income - Cost C

**Farm investment income:** Net Income + Rental value of owned land+ Interest on fixed capital

**Benefit-cost ratio:** Cost C / Gross Income (Shende and Meshram, 2015; Nirmala and Muthuraman, 2016).

### **Garrett's ranking technique:**

To achieve this goal, the Garrett Ranking Technique was used to identify the most significant constraints that influence the production of cucumber and bitter gourd (Singh *et al.*, 2021; Lashramet *al.*, 2022). Initially, the farmers' ranks were converted to percentage positions using the following formula:

$$\text{Percent Position} = \frac{100 (R_{ij} - 0.5)}{N_j}$$

Where,

$R_{ij}$  = Rank given for  $i^{\text{th}}$  preference by  $j^{\text{th}}$  farmer

$N_j$  = Number of preferences ranked by  $j^{\text{th}}$  farmer

The percent position of each rank was translated to scores using the Garrett table. Individual respondent scores were added together and divided by the total number of respondents whose scores were combined for each constraint. As a result, the mean score for each limitation was sorted by arranging them in descending order. (Dhanavandan, 2016; Aleeswariet *al.*, 2019; Agrawal and Banerjee, 2019; Upadhyay *et al.*, 2021).

## **RESULT AND DISCUSSION**

### **Economics of Cucumber and Bitter gourd Cultivation:**

The different cost concepts like cost  $A_1/A_2$ , cost  $B_1$ , cost  $B_2$ , cost  $C_1$ , cost  $C_2$  and cost  $C_3$  were considered for the analysis of the data. Similarly, the various income measures such as gross income, net income, farm business income and family labour income were also calculated for the sample farms. The cost of cultivation of cucumber and bitter gourd ₹/quintal and the input-output relationship has also been worked out on the basis of different costs.

### **Comparative analysis of cost & return for Cucumber and Bitter gourd:**

Due to per hectare gross return of producing bitter gourd being higher than that of producing cucumber, BCR(undiscounted) was higher in bitter gourd than cucumber. Then according to the size of farm, The total variable cost of cucumber and bitter gourd was observed as maximum in medium the farm ₹61603.23 and ₹69377.86 followed by small (₹58529.43 and ₹65722.82) and marginal (₹53989.4 and ₹59896.05). The cost of cultivation of cucumber and bitter gourd was observed higher on medium farms ₹ 85624.72 and ₹ 95893.93 mainly due to maximum investment on total working capital as compared to small farms ₹ 84372.09 and ₹ 93180.72 and marginal farms ₹ 82600.00 and ₹ 90382.84, respectively. The cost of production of bitter gourd was observed higher on medium farms ₹ 624.11 mainly due to maximum investment in total working capital as compared to small farms ₹ 611.78 and marginal farms ₹ 602.07 respectively, but in Cucumber was observed higher on marginal ₹ 514.23 followed by small ₹512.62 and medium ₹ 509.94. The yield of cucumber and bitter gourd was observed higher on medium farms at 167.91 and 153.65 followed by small farms at 164.59 and 152.31 and marginal farms 160.63 and 150.12 respectively. Benefit-cost ratio (undiscounted) for bitter gourd and cucumber is highest in marginal farms 1.37 and 1.21 because they have less than 1 ha of land so they can't grow more than 2 crops at that time they fully devote and fully utilized the land followed by small (1.31 and 1.19) and medium farm (1.25 and 1.15), respectively.

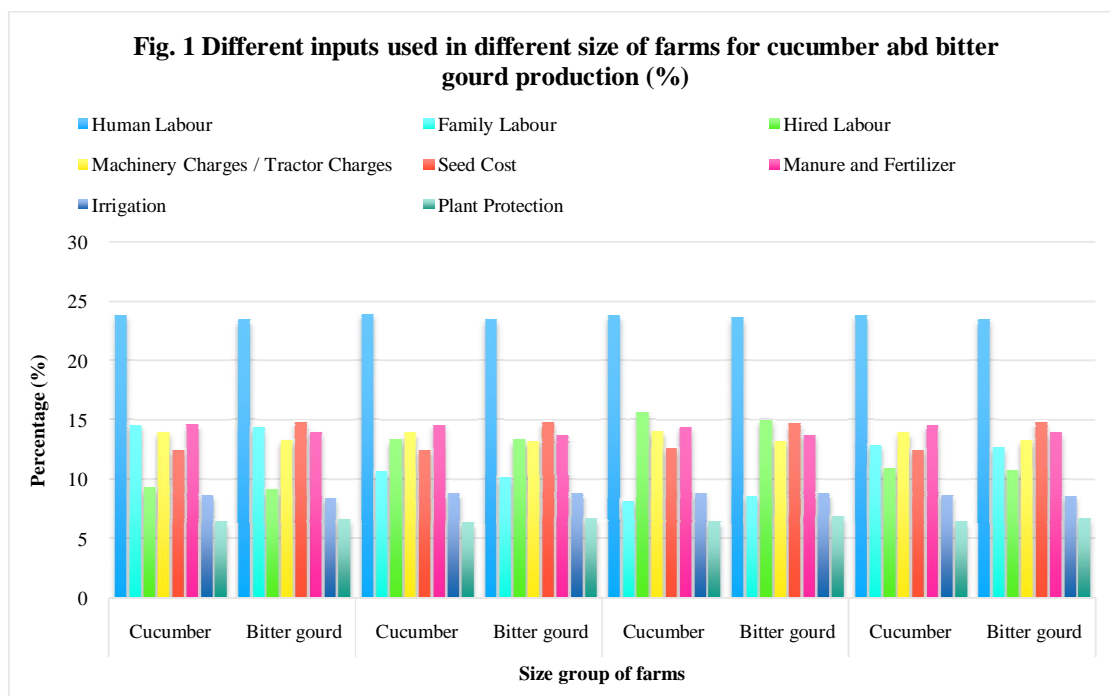
From the above discussion it was considered that bitter gourd cultivation is relatively more profitable than cucumber cultivation.

**Table 1: Per hectare costs of different inputs used in cucumber and bitter gourd production on different size groups of sample farms (₹/ha.)**

S. No.	Particulars	Name of Crop	Size Group of Farms			Overall Average
			Marginal	Small	Medium	
1.	Human Labour	Cucumber	19667.01 (23.81)	20162.21 (23.90)	20371.05 (23.79)	19858.35 (23.83)
		Bitter gourd	21164.14 (23.42)	21873.74 (23.47)	22610.21 (23.58)	21486.42 (23.45)
a.	Family Labour	Cucumber	12019.32 (14.55)	8949.87 (10.61)	6991.84 (8.17)	10760.32 (12.91)
		Bitter gourd	12951.71 (14.33)	9476.59 (10.17)	8241.87 (8.59)	11634.35 (12.70)
b.	Hired Labour	Cucumber	7647.69 (9.26)	11212.34 (13.29)	13379.21 (15.63)	9098.03 (10.92)
		Bitter gourd	8212.43 (9.09)	12397.15 (13.30)	14368.34 (14.98)	9852.07 (10.75)

2.	Machinery/ Tractor Charges	Cucumber	11509.81 (13.93)	11748.08 (13.92)	12011.37 (14.03)	11619.78 (13.94)
		Bitter gourd	11997.86 (13.27)	12324.34 (13.23)	12621.77 (13.16)	12141.58 (13.25)
3.	Seed Cost	Cucumber	10294.26 (12.46)	10491.91 (12.44)	10756.48 (12.56)	10390.56 (12.47)
		Bitter gourd	13414.62 (14.84)	13762.71 (14.77)	14110.39 (14.71)	13571.22 (14.81)
4.	Manure and Fertilizer	Cucumber	12079.61 (14.62)	12273.24 (14.55)	12319.74 (14.39)	12150.56 (14.58)
		Bitter gourd	12634.24 (13.98)	12807.47 (13.74)	13174.51 (13.74)	12733.51 (13.90)
5.	Irrigation	Cucumber	7160.47 (8.67)	7419.67 (8.79)	7589.14 (8.86)	7267.24 (8.72)
		Bitter gourd	7628.59 (8.44)	8191.63 (8.79)	8498.28 (8.86)	7853.76 (8.57)
6.	Plant Protection	Cucumber	5297.56 (6.41)	5384.19 (6.38)	5547.29 (6.48)	5344.96 (6.41)
		Bitter gourd	6008.31 (6.65)	6239.52 (6.70)	6604.57 (6.89)	6127.08 (6.69)
7.	Total working capital	Cucumber	53989.40 (65.36)	58529.43 (69.37)	61603.23 (71.95)	55871.13 (67.04)
		Bitter gourd	59896.05 (66.27)	65722.82 (70.53)	69377.86 (72.35)	62279.21 (67.97)
8.	Interest on working capital	Cucumber	2159.58 (2.61)	2341.18 (2.77)	2464.13 (2.88)	2234.85 (2.68)
		Bitter gourd	2395.84 (2.65)	2628.91 (2.82)	2775.11 (2.89)	2491.17 (2.72)
9.	Rental value of owned land	Cucumber	6000.00 (7.26)	6000.00 (7.11)	6000.00 (7.01)	6000.00 (7.20)
		Bitter gourd	6000.00 (6.64)	6000.00 (6.44)	6000.00 (6.26)	6000.00 (6.55)
10.	Interest on fixed capital	Cucumber	922.61 (1.12)	881.42 (1.04)	781.45 (0.91)	897.61 (7.08)
		Bitter gourd	922.61 (1.02)	881.42 (0.95)	781.45 (0.81)	897.61 (0.98)
11.	Sub-Total	Cucumber	75090.91 (90.91)	76701.90 (90.91)	77840.65 (90.91)	75763.91 (90.91)
		Bitter gourd	82166.22 (90.91)	84709.74 (90.91)	87176.30 (90.91)	83302.34 (90.91)
12.	Marginal Cost @ 10% of sub- total	Cucumber	7509.09 (9.09)	7670.19 (9.09)	7784.07 (9.09)	7576.39 (9.09)
		Bitter gourd	8216.62 (9.09)	8470.97 (9.09)	8717.63 (9.09)	8330.23 (9.09)
Grand Total		Cucumber	82600.00 (100.00)	84372.09 (100.00)	85624.72 (100.00)	83340.30 (100.00)

	<b>Bitter gourd</b>	<b>90382.84</b> (100.00)	<b>93180.72</b> (100.00)	<b>95893.93</b> (100.00)	<b>91632.57</b> (100.00)
--	---------------------	-----------------------------	-----------------------------	-----------------------------	-----------------------------



**Table 2: Per hectare measures of costs and returns of cucumber and bitter gourd (₹/ha.)**

S. No.	Particulars	Name of Crop	Size group of farms			Overall Average
			Marginal	Small	Medium	
1.	Cost A <sub>1</sub> /A <sub>2</sub>	Cucumber	56148.98	60870.61	64067.36	58105.97
		Bitter gourd	62291.89	68351.73	72152.97	64770.37
2.	Cost B <sub>1</sub>	Cucumber	57071.59	61752.03	64848.81	59003.58
		Bitter gourd	63214.51	69233.15	72934.43	65667.99
3.	Cost B <sub>2</sub>	Cucumber	63071.59	67752.03	70848.81	65003.58
		Bitter gourd	69214.51	75233.15	78934.43	71667.99
4.	Cost C <sub>1</sub>	Cucumber	69090.91	70701.90	71840.65	69763.91
		Bitter gourd	76166.22	78709.74	81176.30	77302.34
5.	Cost C <sub>2</sub>	Cucumber	75090.91	76701.90	77840.65	75763.91

		<b>Bitter gourd</b>	82166.22	84709.74	87176.30	83302.34
6.	Cost C <sub>3</sub>	<b>Cucumber</b>	82600.00	84372.09	85624.72	83340.30
		<b>Bitter gourd</b>	90382.84	93180.72	95893.93	91632.57
7.	Yield (qtl/ha.)	<b>Cucumber</b>	160.63	164.59	167.91	162.34
		<b>Bitter gourd</b>	150.12	152.31	153.65	151.01
8.	Gross Income	<b>Cucumber</b>	182154.42	184505.39	184029.36	182901.39
		<b>Bitter gourd</b>	214521.48	214909.41	215878.25	214759.95
9.	Net Income	<b>Cucumber</b>	99554.42	100133.30	98404.64	99561.09
		<b>Bitter gourd</b>	124138.64	121728.69	119984.32	123127.38
10.	Family Labour Income	<b>Cucumber</b>	119082.83	116753.36	113180.55	117897.80
		<b>Bitter gourd</b>	145306.97	139676.26	136943.82	143091.96
11.	Farm Business Income	<b>Cucumber</b>	126005.44	123634.78	119962.00	124795.41
		<b>Bitter gourd</b>	152229.59	146557.68	143725.28	149989.57
12.	Farm Investment Income	<b>Cucumber</b>	113986.12	114684.91	112970.16	114035.09
		<b>Bitter gourd</b>	139277.88	137081.09	135483.41	138355.22
13.	Cost of production (₹/Qtl.)	<b>Cucumber</b>	514.23	512.62	509.94	513.39
		<b>Bitter gourd</b>	602.07	611.78	624.11	606.73
14.	<b>Input - Output Ratio</b>					
a.	On the basis of Cost A <sub>1</sub>	<b>Cucumber</b>	1:3.24	1:3.03	1:2.87	1:3.15
		<b>Bitter gourd</b>	1:3.44	1:3.14	1:2.99	1:3.33
b.	On the basis of Cost B <sub>1</sub>	<b>Cucumber</b>	1:3.19	1:2.99	1:2.84	1:3.11
		<b>Bitter gourd</b>	1:3.39	1:3.10	1:2.96	1:3.28
c.	On the basis of Cost B <sub>2</sub>	<b>Cucumber</b>	1:2.89	1:2.72	1:2.60	1:2.82

		<b>Bitter gourd</b>	1:3.10	1:2.86	1:2.73	1:3.00
<b>d.</b>	<b>On the basis of Cost C<sub>1</sub></b>	<b>Cucumber</b>	1:2.64	1:2.61	1:2.56	1:2.62
		<b>Bitter gourd</b>	1:2.82	1:2.73	1:2.66	1:2.78
<b>e.</b>	<b>On the basis of Cost C<sub>2</sub></b>	<b>Cucumber</b>	1:2.43	1:2.41	1:2.36	1:2.41
		<b>Bitter gourd</b>	1:2.61	1:2.54	1:2.48	1:2.58
<b>f.</b>	<b>On the basis of Cost C<sub>3</sub></b>	<b>Cucumber</b>	1:2.21	1:2.19	1:2.15	1:2.19
		<b>Bitter gourd</b>	1:2.37	1:2.31	1:2.25	1:2.34
<b>15.</b>	<b>B:C Ratio</b>	<b>Cucumber</b>	<b>1:1.21</b>	<b>1:1.19</b>	<b>1:1.15</b>	<b>1:1.19</b>
		<b>Bitter gourd</b>	<b>1:1.37</b>	<b>1:1.31</b>	<b>1:1.25</b>	<b>1:1.34</b>

**Constraints faced by the producer during the cucumber and bitter gourd production process:**

The major problems faced by cucurbit growers on different sizes of farms in the study area were analyzed and presented in Tables 3 and 4. The response of the sample farms about the problems faced by them has been classified mainly under three categories:

1. Management & technical problems
2. Financial problems

**Management and technical problems:**

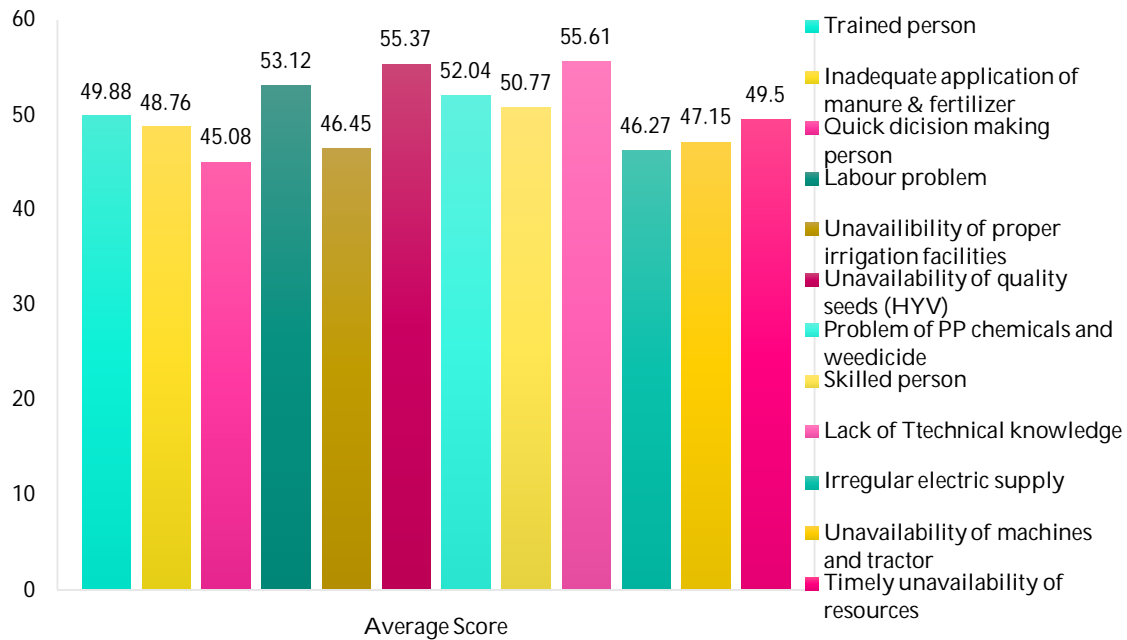
The ranking was done by using Garrett's rank technique for different types of constraints. In the study area, it was observed that cucurbit growers faced different types of managerial and technical problems, as shown in Table 3. From the table, it's revealed that the major management and technical constraint faced by most of the cucurbit growers was the lack of technical knowledge with a score of 55.61 (rank I). The second most important constraint faced by the cucurbit crop growers was the unavailability of quality seeds (HYV) (overall Garrett score 55.37). Keeping this in view, there was a strong need to strengthen extension services for providing information regarding technical knowledge and high-yielding variety amongst the cucurbit growers in the study area. The other most important constraints reported by the cucumber and bitter gourd growers were labour problems overall Garrett scored 53.12

(rank III), for the problem of plant protection chemicals and weedicide overall Garrett's mean score 52.04 with rank IV and forskilled person overall Garrett's scored 50.77 (rank V). In addition to the above problems, the minor problems faced by also the trained person (rank VI), timely unavailability of resources (rank VII), inadequate application of manure and fertilizer (rank VIII), unavailability of machines and tractors (rank IX), unavailability of proper irrigation facilities (rank X). The farmers further ranked XI higher constraints faced by irregular electric supply and observed Garrett's score of 46.27 followed by the quick decision-making person constraints faced in the production of cucumber and bitter gourd Garrett's score 45.08 and the rank was XII.

**Table 3: Management & technical problems on different size group of farms in the study area**

S. No.	Particulars	Percent Position	Garrett Value	Total	Average Score	Rank
i	Trained person	4.17	83	4988	49.88	6 <sup>th</sup>
ii	Inadequate application of manure and fertilizer	12.50	73	4876	48.76	8 <sup>th</sup>
iii	Quick decision-making person	20.83	66	4508	45.08	12 <sup>th</sup>
iv	Labour problem	29.17	61	5312	53.12	3 <sup>rd</sup>
v	Unavailability of proper irrigation facilities	37.50	56	4645	46.45	10 <sup>th</sup>
vi	Unavailability of quality seeds (HYV)	45.83	52	5537	55.37	2 <sup>nd</sup>
vii	The problem of PP chemicals and weedicide	54.17	48	5204	52.04	4 <sup>th</sup>
viii	Skilled person	62.50	44	5077	50.77	5 <sup>th</sup>
ix	Lack of Technical Knowledge	70.83	39	5561	55.61	1 <sup>st</sup>
x	Irregular electric supply	79.17	34	4627	46.27	11 <sup>th</sup>
xi	Unavailability of machines and tractor	87.50	27	4715	47.15	9 <sup>th</sup>
xii	Timely unavailability of resources	95.83	17	4950	49.5	7 <sup>th</sup>

**Fig. 2 Average garrett score of management & technical problems**

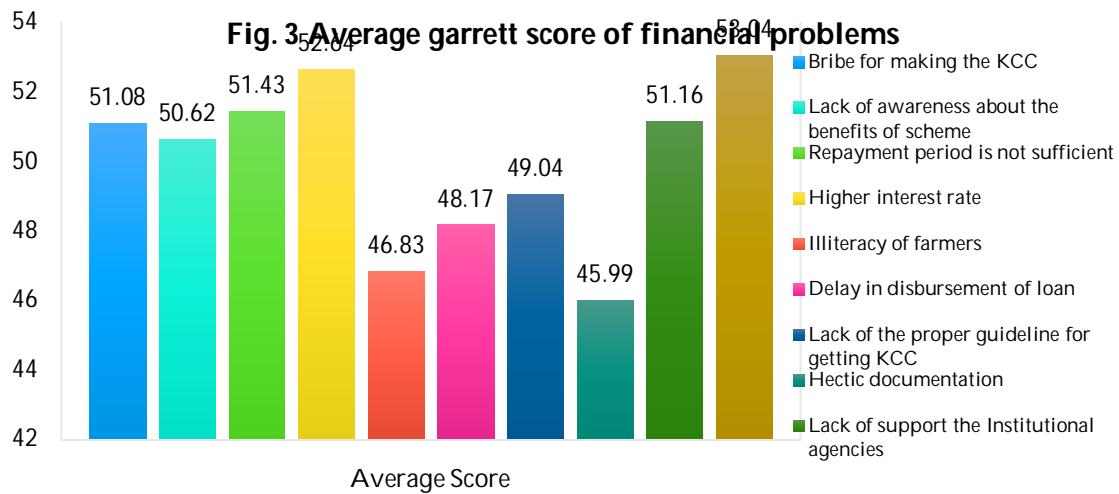


### Financial problems:

The second most important constraint faced by cucurbit growers was the financial problem as shown in Table 4. From the Table revealed that the major constraint problem faced by most of the cucurbit growers was the untimely availability of loans with a score of 53.04 (rank I). The second most important constraint faced by the cucurbit crop growers was the higher interest rate (overall Garrett score 52.64). Taking this into consideration, the government takes action to offer credit at a low-interest rate and assist farmers in selling their prior crops at higher prices. The other most important constraints reported by the cucurbit growers were the repayment period is not sufficient overall Garrett score of 51.43 (rank III), lack of support the institutional agencies overall Garrett mean score of 51.16 with rank IV and bribe for making the KCC overall Garrett score of 51.08 (rank V). In addition to the above problems, the minor problems faced by also lack of awareness about the benefits of the scheme (rank VI), lack of the proper guideline for getting KCC (rank VII), and delay in disbursement of loans (rank VIII). The farmers further ranked IX higher constraints faced by the illiteracy of farmers and observed Garrett's score of 46.83 followed by the hectic documentation constraints faced in the production of cucumber and bitter gourd Garrett's score was 45.99 and rank was X.

**Table 4: Financial problems on different size group of farms in the study area**

S. No.	Particulars	Percent Position	Garrett Value	Total	Average Score	Rank
i	Bribe for making the KCC	5.00	82	5108	51.08	5 <sup>th</sup>
ii	Lack of awareness about the benefits of the scheme	15.00	70	5062	50.62	6 <sup>th</sup>
iii	The repayment period is not sufficient	25.00	63	5143	51.43	3 <sup>rd</sup>
iv	Higher interest rate	35.00	58	5264	52.64	2 <sup>nd</sup>
v	Illiteracy of farmers	45.00	52	4683	46.83	9 <sup>th</sup>
vi	Delay in the disbursement of loans	55.00	48	4817	48.17	8 <sup>th</sup>
vii	Lack of the proper guideline for getting KCC	65.00	42	4904	49.04	7 <sup>th</sup>
viii	Hectic documentation	75.00	37	4599	45.99	10 <sup>th</sup>
ix	Lack of support from the Institutional agencies	85.00	30	5116	51.16	4 <sup>th</sup>
x	Untimely availability of loans	95.00	18	5304	53.04	1 <sup>st</sup>



## REFERENCE

Adhiguru, P., Devi, S. V., andamp, Kanagaraj, M. 2004. 16. Strengthening Economic and Nutrition Security: Role of Vegetables. *Impact of vegetable research in India*, 191.

Agarwal, P. K., and Banerjee, A. 2019. Economic Analysis of Tomato Cultivation in Kandi Block of West-Bengal, India. *Economic Affairs*, **64**(3): 643-647.

Agarwal, P. K., Pushpa, Y., Santosh, K. and Divya, P. 2016. Horticultural crops in India-growth, instability and decomposition approach. *Agricultural Situation in India*, **73**(1): 26-30.

- Aleeswari, A., Merline, W. L., and Martin, N. (2019). Study on industrial problems using Garrett ranking technique. *BULMIM Journal of Management and Research*, 4(1), 1-5.
- Arsanti, I. W., Böhme, M. H., and Jahnke, H. E. 2007. Resource use efficiency and competitiveness of vegetable farming systems in upland areas of Indonesia. In *Conference on international agricultural research for development, University of Kassel-Witzenhausen and University of Göttingen, Tropentag*.
- Bai, S. N. and Xu, Z. H. 2013. Unisexual cucumber flowers, sex and sex differentiation. *International Review of Cell and Molecular Biology*, 304: 1-55.
- Chari, A., andamp, MadhavRaghavan, T. C. A. 2012. Foreign direct investment in India's retail bazaar: opportunities and challenges. *The World Economy*, 35(1): 79-90.
- Dhanavandan, S. (2016). Application of garret ranking technique: practical approach. *International Journal of Library and Information Studies*, 6(3): 135-140.
- Elum, Z. A., Etowa, E. B. and Ogonda, A. U. 2016. Economics of cucumber production in Rivers State Nigeria. *Journal of Tropical Agriculture, Food Environment and Extension*, 15(2).
- Fan, M., Kim, E. K., Choi, Y. J., Tang, Y. and Moon, S. H. 2019. The role of *Momordicacharantia* in resisting obesity. *International Journal of Environmental Research and Public Health*, 16(18): 3251.
- Fedorov, G. M., andamp, Kuznetsova, T. Y. 2020. Datasets on the GRP of Russian regions, GRP sectoral composition and growth rates in 2013–2018. Data in Brief, 33, 106551.
- Grumet, R., McCreight, J. D., McGregor, C., Weng, Y., Mazourek, M., Reitsma, K., Labate, J., Davis, A. andamp, Fei, Z. 2021. Genetic resources and vulnerabilities of major cucurbit crops. *Genes*, 12(8): 1222.
- Halder, J., Sardana, H. R., Krishnan, N., Pandey, M. K., Bhat, M. N. and Banerjee, K. 2018. Synthesis and area-wide validation of adaptable IPM technology and its economic analysis for bitter gourd (*Momordicacharantia*) in a farmers' driven approach. *Indian Journal of Agricultural Sciences*, 88(9): 1378-1382.
- Jiji, I. 2020. A Study of Farmers' Attitude and Intention to Cultivate Tomato for Sustainable Development. *Our Heritage*, 68(1), 5777-5787.
- Kandangath, R. A., Garlapati, P. K. and Nallamuthu, I. 2015. Nutritional, pharmacological and medicinal properties of *Momordica charantia*. *International Journal of Nutrition and Food Sciences*, 4(1): 75–83.
- Khan, Z., Shah, A. H., Gul, R., Majid, A., Khan, U. and Ahmad, H. 2015. Morphoagronomic characterization of cucumber germplasm for yield and yield associated traits. *International Journal of Agronomy and Agricultural Research*, 6(1): 1-6.

- Kshirsagar, P. J., Talathi, J. M. and Wadkar, S. S. 2016. Resource use efficiency of bitter gourd in Konkan region (M.S.). *The Asian Journal of Horticulture*, 11(2): 401- 407.
- Kumar, D. and Singh, B. 2020. Vegetables cultivation under protected conditions. *Progressive Agriculture*, 20(1and2): 148-152.
- Laishram, C., Vashishat, R. K., Sharma, S., Rajkumari, B., Mishra, N., Barwal, P., Vaidya, M. K., Sharma, R., Chandel, R. S., Chandel, A., Gupta, R. K. and Sharma, N. 2022. Impact of Natural Farming Cropping System on Rural Households—Evidence From Solan District of Himachal Pradesh, India. *Frontiers in Sustainable Food Systems*. 6: 878015.
- Lutfu, A., Happy, F. A. and Yeasmin, F. 2019. Production process and marketing system of cucumber: A socioeconomic study in Mymensingh district of Bangladesh. *SAARC Journal of Agriculture*, 17(1): 135-147.
- Maurya, D., Akhtar, S., Tripathi, V., andamp, Pandey, A. K. Chapter-2 Vegetables for Nutritional Security and Play Important Role in Human Diet. *Advances in Horticulture*, 39: 17-19.
- Nabi, T. and Bagalkoti, S. T. 2017. Growth trends of horticulture crops in India. Growth. *International Journal of Multidisciplinary Research and Development*, 4(3): 158-164.
- National Horticulture Board (NHB). 2014. Indian Horticulture Database 2014. National Horticulture Board, Govt. of India, Gurgaon, Haryana.
- National Statistical Office (NSO). 2021. Ministry of Statistics and Programme Implementation 2021. Ministry of Agriculture and Farmers Welfare, Govt. of India.
- Nirmala, B., and Muthuraman, P. 2016. Economic and constraint analysis of rice cultivation in Kaithal district of Haryana. *Indian Research Journal of Extension Education*, 9(1): 47-49.
- Ramaiah, V. C. 2022. Production and Productivity of Horticulture Crops in India and Andhra Pradesh. *International Journal of Multidisciplinary Educational Research*, 11(6): 13-18).
- Saryam, M., andamp, Jirli, B. 2020. Production, processing and marketing related problems faced by orange growers in Chhindwara district of Madhya Pradesh. *Journal of Pharmacognosy and Phytochemistry*, 9(1), 1911-1914.
- Schenau, S., van Berkel, J., Bogaart, P., Blom, C., Driessen, C., de Jongh, L., Jong, R., Horlings, E., Mosterd, R., Hein, L. and Lof, M. 2022. Valuing ecosystem services and ecosystem assets for The Netherlands. *One Ecosystem*, 7, 84624.
- Settaluri, V. S., Kandala, C. V. K., Puppala, N., andamp, Sundaram, J. 2012. Peanuts and their nutritional aspects—a review. *Food and Nutrition Science*, 3(12).

- Sharma, D., Nagpal, A., Pakade, Y. B., andamp, Katnoria, J. K. 2010. Analytical methods for estimation of organophosphorus pesticide residues in fruits and vegetables: A review. *Talanta*, **82**(4): 1077-1089.
- Sharma, T. K., Pant, S. C., Kumar, S., Paliwal, A., Bahuguna, P. and Badhani, H. C. 2016. Combining ability studies in brinjal (*Solanum melongena* L.). *International Journal of Bio-resource and Stress Management*, **7**(6): 1225-1231.
- Shende, N. V., and Meshram, R. R. 2015. Cost benefit analysis and marketing of tomato. *American International Journal of Research in Formal, Applied and Natural Sciences*, **11**(1): 46-54.
- Singh, P., Thakur, R. K., and Singh, A. 2021. Changing dynamics of cropping pattern and constraints perceived by the vegetable growers in Himachal Pradesh. *Indian Journal of Economics and Development*, **17**(4): 810-820.
- Sudharshan, G. M., Anand, M. B., andamp, Sudulaimuttu, D. 2013. Marketing andamp, post-harvest losses in fruits: its implications on availability andamp, economy-A study on pomegranate in Karnataka. *International Journal of Management and Social Sciences Research*, **2**(7): 34-43.
- Swamy, K. R. M. 2017. Origin, distribution and systematics of culinary cucumber (*Cucumis melo* subsp. *agrestis* var. *conomon*). *Journal of Horticultural Sciences*, **12**(1): 1-22.
- Upadhyay, S., Singh, V. K., Verma, A. P., Verma, A. K., and Asha, K. 2021. Constraints Analysis in Hybrid Paddy Farming in Eastern Zone of Uttar Pradesh using Garrett Ranking Technique. *Int. J. Curr. Microbiol. App. Sci*, **10**(02): 791-796.
- Wavdhane, V., Bondhare, V. and Chavan, V. 2016. Economics of Marketing of Cucumber in Aurangabad District. *Advances in Life Sciences*, **5**(22): 10272-10277.
- Xanthopoulou, A., Paris, H. S., Tsompanoglou, I., Polidoros, A. N., Mellidou, I., andamp, Ganopoulos, I. 2022. Genomic Designing for Abiotic Stress Tolerance in Cucurbits. In *Genomic Designing for Abiotic Stress Resistant Vegetable Crops* (pp. 187-252). Cham: Springer International Publishing.