

Original Research Article Fertiliser recommendations for Pearl millet through Soil Test Crop Response-Integrated Plant Nutrition System approach on Alfisol.

Comment [EP1]: Fertilizer (in all manuscript)

ABSTRACT

The field experiment was conducted in RBD with three replications at farmer's field which is located at Vagarai village, Dindigul district during February to May 2023 for refining the already existing Fertiliser Prescription Equations (FPEs) of hybrid pearl millet, which has been developed for Periyanaikenpalayam series to suit Palaviduthi soil series (*TypicRhodustalf*). The performance of the pearl millet TNAU hybrid CO 10 was evaluated. The results of the experiment revealed that highest grain yield obtained from STCR - IPNS - 4.0 t ha⁻¹, where farmyard manure along with inorganic fertilisers were combinedly applied. From the experimental data, basic parameters viz., nutrient requirement (NR), per cent contribution of nutrients from soil (Cs), fertilisers (Cf) and FYM (Cfym) were computed. It has been found that the nutrient requirement for producing one quintal grain of pearl millet was 2.23 kg of N, 1.19 kg of P₂O₅, and 2.22 kg of K₂O. The per cent contribution from soil (Cs) and fertilisers (Cf) were 15.7 and 47.1 for N, 32.09 and 45.06 for P₂O₅, 10.04 and 66.71 for K₂O respectively. Per cent contribution from FYM was 36.09 for N, 16.84 for P₂O₅ and 33.29 for K₂O. FPEs for Pearl millet were generated using these basic parameters through the Soil Test Crop Response based Integrated Plant Nutrition System (STCR-IPNS). Applying FYM @ 12.5 t ha⁻¹ combined with NPK fertilisers, was projected to result in a saving of 40, 21, and 27 kilograms of fertiliser N, P₂O₅, and K₂O, respectively. Soil test-based fertiliser recommendations and integrated plant nutrient management will help farmers to conserve fertilisers as well as sustain soil health and high rates of productivity.

Comment [EP2]: z

Comment [EP3]: percent

Keywords: Pearl millet, Alfisol, Fertiliser prescriptions, STCR-IPNS

1. INTRODUCTION

Around the world, the pearl millet is becoming more and more well-liked by those who are concerned with their health. It can be extremely important in preventing malnutrition and ensuring nutritional and food security. Pearl millet is recognized as a nutri-cereal (Gazette of India, No. 133, April 13, 2018) for production, consumption, trade, and inclusion in the public distribution system due to its superior nutritional qualities[4]. The Indian government designated 2018 as the "Year of Millets," and the United Nations designated 2023 as the "International Year of Millets," to mainstream millets and capitalize on its nutritionally rich qualities while boosting their cultivation [2]. Bajra, or pearl millet, is a member of the Poaceae family of plants and is native to Africa. One of the main crops for coarse grains, pearl millet is regarded as a staple diet for working-class people because it contains more fibre and is healthy for diabetes and cardiac patients. The nutritional content of this crop opens up a lot of potential for the development of value-added goods in new customer categories who are health conscious [13]. Protein (11.6%), iron (8.8%), fat (5%) and carbohydrates (67%) are all abundant in its grains. In India, pearl millet was cultivated in 6.93 million ha. with 8.61 million tons production and 1243 kg ha⁻¹ of productivity during 2018-2019[4]. In Tamil Nadu pearl millet was cultivated in 0.60 lakh ha with production of 1.57 lakh tones and productivity of

Comment [EP4]: where the first , second and third reference. Why the start with (4) this is not correct

Comment [EP5]: fiber

Comment [EP6]: where the REFERENCES from 1- 12????

Comment [EP7]: What the mean?

2616 kg ha⁻¹ during 2021-22 [23]. To meet the needs of an expanding population, modern agriculture heavily relies on inorganic fertiliser. Continuous application of inorganic fertilisers endangers the physical, chemical, and biological health of the soil. The population of beneficial organisms declines and the soil's ability to naturally regenerate nutrients stops, making it barren and infertile. Therefore, balanced use of fertilisers should be followed to decrease the environmental degradation without affecting the yield of the crop. One of the best ways to provide balanced fertilisation is through Soil Test Crop Response – Integrated Plant Nutrition System (STCR-IPNS), it is also known as targeted yield approach which not only indicates the amount of fertiliser based on the results of soil tests, but also the level of yield that may be obtained under the right management procedures for crop production. The targeted yield strategy also offers the scientific foundation for balanced fertilisation, which is based on both nutrients that are present in the soil and those that are applied as nutrients from external sources. Hence, an attempt was made to refine the already existing fertiliser prescription equations for pearl millet through STCR-IPNS approach for different yield targets on red non-calcareous soil (Palaviduthi series).

2. MATERIAL AND METHODS

The field experiment was carried out in a farmer's field which is located at Vagarai village of Dindigul district, using the experimental crop TNAU Pearl millet hybrid CO 10. The soil of the experimental field is red, non-calcareous, sandy loam, slightly alkaline (pH – 8.08), non-saline (EC – 0.06 dS m⁻¹), low in organic carbon (4 g kg⁻¹), low in available nitrogen (222 kg ha⁻¹), high in available phosphorus (25 kg ha⁻¹) and available potassium (330 kg ha⁻¹) and sufficient in Fe, Zn, Cu and Mn. The experiment was laid out in Randomized Block Design (RBD) consisting of eleven treatments which was replicated thrice. The treatments are T₁: Absolute control, T₂: FYM @ 6.25 t ha⁻¹, T₃: FYM @ 12.5 t ha⁻¹, T₄: NPK alone - 3 t ha⁻¹, T₅: NPK alone - 3.5 t ha⁻¹, T₆: NPK alone - 4 t ha⁻¹, T₇: IPNS - 3.0 t ha⁻¹, T₈: IPNS - 3.5 t ha⁻¹, T₉: IPNS - 4.0 t ha⁻¹, T₁₀: Blanket(100% RDF) and T₁₁: Blanket(100% RDF) + FYM @ 12.5 t ha⁻¹. Based on the initial soil test value of available N, P and K the doses of nutrients supplied to soils are calculated for STCR treatments based on the already existing fertiliser prescription equations which has been developed for *Inceptisol*. The quantities of N, P and K contributed through FYM was subtracted from inorganic fertilisers for STCR - IPNS treatments. The sources of nitrogen, phosphorus and potassium are urea, single super phosphate (SSP) and muriate of potash (MOP). For the treatments T₄ to T₁₁, SSP and MOP are applied basally, and urea is applied in three splits @ 25: 50: 25 per cent at basal, 15 and 30 DAS respectively. Soil samples were collected from each plot before imposing the treatments and analyzed for available N [11], P [12] and K [22]. When the crop reached maturity, it was harvested, and the yields of grain and straw were noted and the samples of grain and straw were analyzed for their N [5], P and K [6] contents. Uptake of N, P and K were calculated by multiplying the grain and straw yield with its respective nutrient content. The basic parameters viz., Nutrient requirement (NR), Per cent contribution from soil (Cs), Per cent contribution from fertiliser (Cf) and Per cent contribution from farmyard manure (Cfym) were calculated with the data viz., Initial available N, P and K status of the soil and doses of fertiliser applied, yield and total N, P and K uptake by pearl millet obtained from the Treatments 1 to 9 by adopting the methodology developed by [14]. By using these basic parameters fertiliser prescription equations were developed with and without FYM.

1. Nutrient Requirement (NR in kg q⁻¹)

- i) Kg N required per quintal of grain production = $\frac{\text{Total uptake of N (kg ha}^{-1}\text{)}}{\text{Grain yield (q ha}^{-1}\text{)}}$

Comment [EP8]: The methods and materials are incomplete, where are the planting distances, the number of plants per hectare, the irrigation dates, the exact date of cultivation, the date of harvest, and the analysis of water and soil of cultivation

Comment [EP9]: Where are the coordinates?

Comment [EP10]: With three replicates

Comment [EP11]: were

Comment [EP12]: at

Comment [EP13]: at (in all)

Comment [EP14]: what is it? Explain it?

Comment [EP15]: ????

Comment [EP16]: were

Comment [EP17]: three levels at

Comment [EP18]: treatment

Comment [EP19]: Where is the name of the program used in statistical analysis and the type of statistical design?

Comment [EP20]: uptake

- ii) Kg P₂O₅ required per quintal of grain production = Total uptake of P₂O₅ (kg ha⁻¹) / Grain yield (q ha⁻¹)
- iii) Kg K₂O required per quintal of grain production = Total uptake of K₂O (kg ha⁻¹) / Grain yield (q ha⁻¹)
2. **Per cent contribution of nutrients from soil to total nutrient uptake (Cs)**
- i) **Per cent** contribution of N from soil = [Total uptake of N in control plot (kg ha⁻¹) / Soil test value for available N in control plot (kg ha⁻¹)] x 100
- ii) **Per cent** contribution of P₂O₅ from soil = [Total uptake of P₂O₅ in control plot (kg ha⁻¹) / Soil test value for available P₂O₅ in control plot (kg ha⁻¹)] x 100
- iii) **Per cent** contribution of K₂O from soil = [Total uptake of K₂O in control plot (kg ha⁻¹) / Soil test value for available K₂O in control plot (kg ha⁻¹)] x 100
3. **Per cent contribution of nutrients from fertilisers to total uptake (Cf)**
- i) **Per cent** contribution of N from **fertilisers** = [Total uptake of N in treated plot (kg ha⁻¹) - (Soil test value for available N in treated plot (kg ha⁻¹) x Average Cs for N) / Fertiliser N applied (kg ha⁻¹)] x 100
- ii) **Per cent** contribution of P₂O₅ from **fertilisers** = [Total uptake of P₂O₅ in treated plot (kg ha⁻¹) - (Soil test value for available P₂O₅ in treated plot (kg ha⁻¹) x Average Cs for P₂O₅) / Fertiliser P₂O₅ applied (kg ha⁻¹)] x 100
- iii) **Per cent** contribution of K₂O from **fertilisers** = [Total uptake of K₂O in treated plot (kg ha⁻¹) - (Soil test value for available K₂O in treated plot (kg ha⁻¹) x Average Cs for K₂O) / Fertiliser K₂O applied (kg ha⁻¹)] x 100
4. **Per cent nutrient contribution of nutrients from organics to total uptake (Co)**
- i) **Per cent** contribution from FYM (Cfym)
 Cfym = [(Total uptake of N/P₂O₅/K₂O in FYM treated plot (kg ha⁻¹) - (Soil test value for available N/P₂O₅/K₂O in FYM treated plot (kg ha⁻¹) x Average Cs for N/P₂O₅/K₂O) / Nutrient N/P₂O₅/K₂O added through FYM (kg ha⁻¹)] x 100

Comment [EP21]: percent

2.1 Fertiliser Prescription Equations

Making use of these basic parameters, the FPEs were developed as follows:

i) Fertiliser Nitrogen (FN)

$$FN = \frac{NR}{Cf} 100 T - \frac{Cs}{Cf} SN$$

$$FN = \frac{NR}{Cf} 100 T - \frac{Cs}{Cf} SN - \frac{Cfym}{Cf} ON$$

ii) Fertiliser Phosphorus (FP₂O₅)

$$FP_2O_5 = \frac{NR}{Cf} 100 T - \frac{Cs}{Cf} x 2.29 x SP$$

$$FP_2O_5 = \frac{NR}{Cf} 100 T - \frac{Cs}{Cf} x 2.29 x SP - \frac{Cfym}{Cf} x 2.29 x OP$$

iii) Fertiliser Potassium (FK₂O)

$$FK_2O = \frac{NR}{Cf} 100 T - \frac{Cs}{Cf} x 1.21 x SK$$

$$FK_2O = \frac{NR}{Cf} T - \frac{Cs}{Cf} x 1.21 x SK - \frac{Cfym}{Cf} x 1.21 x OK$$

Where, FN: Fertiliser N (kg ha⁻¹); FP₂O₅: Fertiliser P₂O₅ (kg ha⁻¹); FK₂O: Fertiliser K₂O (kg ha⁻¹); NR: Nutrient requirement of N or P₂O₅ or K₂O (kg q⁻¹); Cs: **Per cent** contribution of

nutrients from soil; Cf: Per cent contribution of nutrients from **fertiliser**; SN: Soil test value for available N (kg ha^{-1}); SP: Soil test value for available P (kg ha^{-1}); SK: Soil test value for available K (kg ha^{-1}); Cfm: **Per cent** contribution of nutrients from FYM; ON: Quantity of N applied through FYM (kg ha^{-1}); OP: Quantity of P applied through FYM (kg ha^{-1}); OK: Quantity of K applied through FYM (kg ha^{-1}).

The above equations serve as a basis for prescribing **fertiliser** doses for specific yield targets of Pearl millet under IPNS for varied soil available nutrient levels.

Comment [EP22]: Where is the statistical analysis program used?

3. RESULTS AND DISCUSSION

3.1 Grain yield

The range and mean values of grain yield of hybrid pearl millet are furnished in Table 1. Grain yield recorded due to imposition of different treatments ranged from 1130 kg ha^{-1} to 3932 kg ha^{-1} . Among the treatments, T_9 (STCR-IPNS-4.0 t ha^{-1}) has recorded higher grain yield of about 3932 kg ha^{-1} followed by T_6 (STCR-NPK-4.0 t ha^{-1}) with a grain yield of 3804 kg ha^{-1} . At all target levels, STCR – IPNS recorded higher yield than that of STCR-NPK alone. Similar trend of superiority was reported by Sharma and coworkers in pearl millet [20], Agila and coworkers in tomato [1], Sivaranjini and coworkers in maize [21] and Riya and coworkers in bhendi [17]. The yield advantage of STCR-IPNS over STCR-NPK was due to the addition of secondary and micronutrients by farmyard manure [9,3], Integrating the use of organic and inorganic nutrient sources is preferable to the use of inorganic **fertiliser** alone since STCR-IPNS treatments resulted in greater yields than STCR-NPK alone treatments. Next to T_9 and T_6 , significantly higher yield was recorded in T_8 (STCR-IPNS-3.5 t ha^{-1}) with grain yield of 3432 kg ha^{-1} followed by T_5 (STCR-NPK alone - 3.5 t ha^{-1}) which was on par with T_{11} (Blanket + FYM) with grain yield of 3276 kg ha^{-1} and 3228 kg ha^{-1} , respectively. The lowest grain yield was recorded in T_1 (Absolute control) with a grain yield of 1130 kg ha^{-1} .

Comment [EP23]: etal.,

Comment [EP24]: etal.,

3.2 Nutrient uptake

The N, P and K uptake of pearl millet ranged from 35.32 to 75.80 kg ha^{-1} , 8.66 to 17.21 kg ha^{-1} and 33.22 to 63.30 kg ha^{-1} respectively. The uptake of N, P and K of pearl millet was found significantly higher in all the treatments over absolute control. The highest uptake of N, P and K was found in T_9 (STCR-IPNS-4.0 t ha^{-1}) with 75.80 , 17.21 and 63.30 kg ha^{-1} respectively followed by T_6 (NPK alone-4.0 t ha^{-1}) with 73.17 , 16.84 and 58.56 kg ha^{-1} respectively. The outcomes amply demonstrated the reliability of the **fertiliser** recommendations based on the soil test for sustaining targeted grain yields. In treatments where FYM was added to **fertilisers**, plants also exhibited a stronger trend in their uptake of N, P, and K. This may be related to the mobilization and accumulation of nutrients to various sections of the plant, as well as the solubilization of native nutrients and chelation of nutrients with FYM. Absolute control recorded the lowest N, P and K uptake of 35.32 , 8.66 and 33.22 kg ha^{-1} . Similar results were also reported by [25] and [7].

3.3 Response

An essential phenomenon to consider when deciding how to optimise nutrients is the response to applied **fertiliser** nutrients. The functional link between an increase in crop output and added **fertilisers** serves as a marker for **fertiliser** response. By comparing the differences between grain yield under absolute control and grain yield under various treatments, response has been calculated. The response of hybrid pearl millet ranged from

780 kg ha⁻¹ in T₂ (FYM @ 6.25 t ha⁻¹) to 2802 kg ha⁻¹ in T₉ (STCR-IPNS-4.0 t ha⁻¹). The data demonstrated a progressive rise in response from lower target to higher target regardless of STCR-NPK alone or STCR-IPNS, and the degree of response was greater under STCR-IPNS than under STCR-NPK alone treatments. Similar trend in the response was reported by [16] in pearl millet and [18] in blackgram.

Table.1 Mean and range of grain yield, pre-sowing soil test values and NPK uptake by Pearlmillet

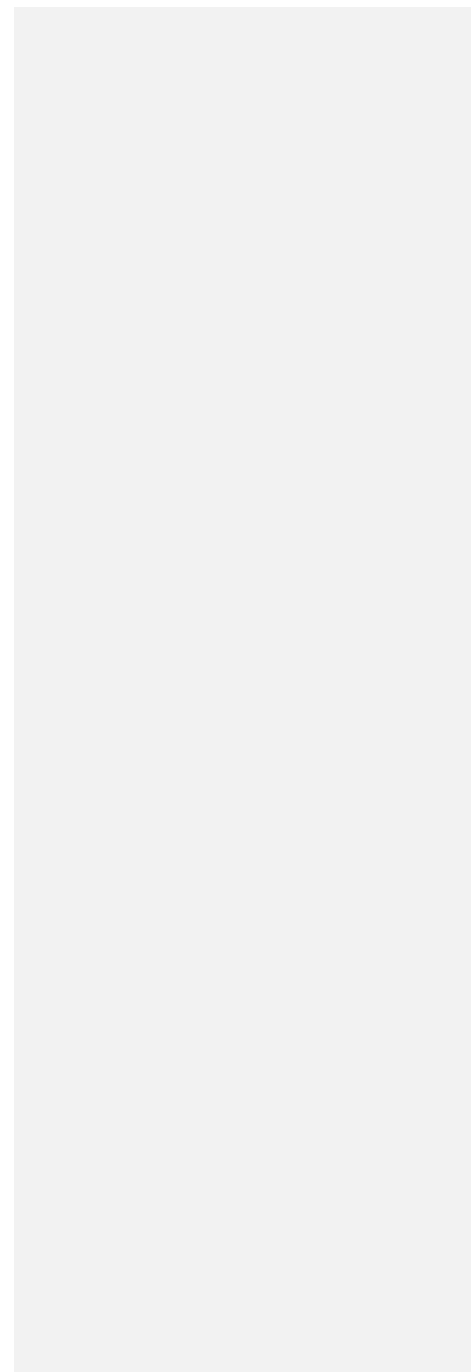
UNDER PEER REVIEW

TREATMENTS	Grain Yield	UN	UP	UK	SN	SP	SK	FN	FP ₂ O ₅	FK ₂ O	FYM
	kg ha ⁻¹										t ha ⁻¹
T ₁ Absolute control	1130	35.32	8.66	33.22	225	27	331	0	0	0	0
T ₂ FYM alone @ 6.25 t ha ⁻¹	1910	45.16	9.63	41.22	220	24	329	0	0	0	6.25
T ₃ FYM alone @ 12.5 t ha ⁻¹	2212	51.63	11.91	41.45	226	23	328	0	0	0	12.5
T ₄ STCR - NPK alone - 3.0 t ha ⁻¹	2740	62.83	14.38	44.21	224	28	333	72	42	43	0
T ₅ STCR - NPK alone - 3.5 t ha ⁻¹	3276	65.54	15.52	52.43	222	25	327	103	56	59	0
T ₆ STCR - NPK alone - 4.0 t ha ⁻¹	3804	73.17	16.84	58.56	225	23	330	120**	60**	60**	0
T ₇ STCR-IPNS - 3.0 t ha ⁻¹	2900	62.22	14.82	46.20	219	27	332	32	20*	20*	12.5
T ₈ STCR-IPNS – 3.5 t ha ⁻¹	3432	67.67	16.22	55.12	221	26	328	63	32	31	12.5
T ₉ STCR-IPNS – 4.0 t ha ⁻¹	3932	75.81	17.21	63.30	225	24	331	93	46	47	12.5
T ₁₀ Blanket (100% RDF)	2665	58.12	13.25	41.82	218	26	329	80	40	40	0
T ₁₁ Blanket (100% RDF)+ FYM @12.5 t ha ⁻¹	3228	65.28	15.15	52.28	223	25	332	80	40	40	12.5
Range	1130-3932	35.32-75.81	8.66-17.21	33.22-63.30	218-226	23-28	327-333				
Mean	2839	60.25	13.96	48.16	223	25	330				
Sed	48.68	2.45	1.28	2.07							
CD (P=0.05)	102	5.11	2.67	4.32							

Comment [EP25]: L. S. D. ??

Note: UN, UP & UK: Total uptake of N, P and K; SN, SP & SK are soil available N, P and K; FN P_2O_5 & K_2O are fertiliser N, P_2O_5 and K_2O applied.

UNDER PEER REVIEW



3.4 Basic parameters

Using the pre-sowing soil available N, P and K, applied **fertiliser** doses, grain yield and NPK uptake obtained from the experiment, the basic parameters *viz.*, nutrient requirement (NR), contribution of nutrients from soil (Cs), fertilizers (Cf) and FYM (Cfym) were computed (Table 2). The findings of the current experiment showed that pearl millet TNAU hybrid CO 10 requires 2.23 kg N, 1.19 kg P₂O₅ and 2.22 kg K₂O for producing one quintal of grain (Fig 1). The N requirement was relatively higher followed by K₂O and P₂O₅. The order of nutrient requirement was similar to results of [15] in pea. The **per cent** contribution of nutrients from soil and **fertilisers** were 15.70 and 47.10 for N, 32.09 and 45.06 for P₂O₅ and 10.04 and 66.71 for K₂O. The per cent contribution of nutrients from FYM was 36.09, 16.84 and 33.29 for N, P₂O₅ and K₂O respectively. (Fig 2). When it comes to the contribution of nutrients from soil, P was comparatively more abundant, followed by N and K. An increase in soil P supply was by a factor of 2.04 times N and 3.2 times K₂O. The **per cent** contribution of nutrients from **fertilisers** was higher in K₂O N and P₂O₅. The current study's rise in the contribution of nutrients from **fertiliser** was consistent with findings presented by Mohamed and coworkers in finger millet [10]. The estimated **per cent** contribution of N, P₂O₅ and K₂O from FYM (Cfym) were 36.09, 16.84 and 33.39 respectively for hybrid pearl millet which indicated that relatively higher contribution was recorded for N and K₂O followed by P₂O₅. Similar findings were reported by Lalitha and coworkers in greengram [8].

Table 2. Basic parameters

Basic parameters	N	P ₂ O ₅	K ₂ O
NR (kg q ⁻¹)	2.23	1.19	2.22
Cs (%)	15.70	32.09	10.04
Cf (%)	47.10	45.06	66.71
Cfym (%)	36.09	16.84	33.29




Fig.1. Nutrient Requirement (NR-kg q⁻¹)

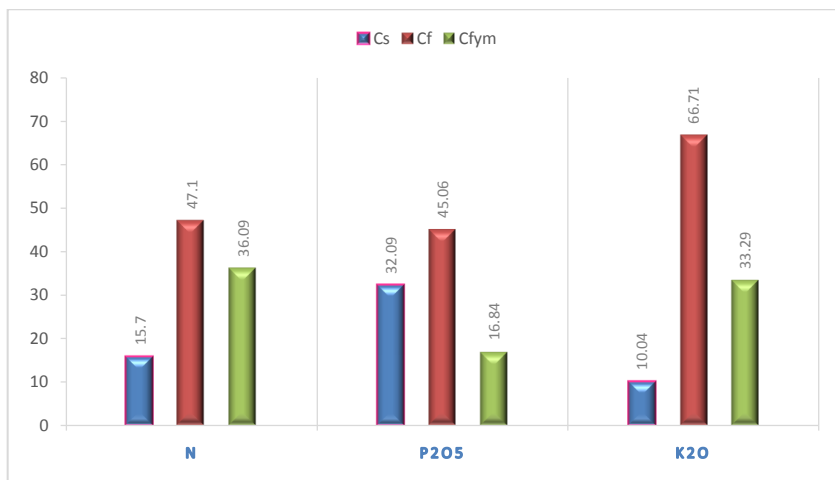


Fig.2. Contribution of nutrients from soil (Cs), fertilizer (Cf), and (Cfym)

3.5 Fertiliser prescription equations for blackgram under TypicRhodustalf

Table 3. The basic parameters NR, Cs, Cf and Cfym were used to generate fertiliser prescription equations under STCR - NPK alone and STCR - IPNS for pearl millet.

STCR-NPK	STCR-NPK+FYM
$FN = 4.74 T - 0.33 SN$	$FN = 4.74 T - 0.33 SN - 0.77 ON$
$FP_2O_5 = 2.64 T - 1.63 SP$	$FP_2O_5 = 2.64 T - 1.63 SP - 0.86 OP$
$FK_2O = 3.33 T - 0.18 SK$	$FK_2O = 3.33 T - 0.18 SK - 0.60 OK$

Where, FN, FP₂O₅ and FK₂O are fertilisers N, P₂O₅ and K₂O in kg ha⁻¹ respectively; T: Grain yield target in q ha⁻¹; SN, SP and SK are available N, P and K through soil in kg ha⁻¹, respectively; ON, OP and OK are N, P and K supplied through FYM in kg ha⁻¹.

3.6 Fertiliser prescriptions for pearl millet

Fertiliser Prescription Equations which have been developed for pearl millet on Alfisol were used to develop a ready reckoner for a range of soil test values for the desired yield targets of 3.0, 3.5 and 4.0 t ha⁻¹. Fertiliser prescriptions for both NPK alone and IPNS were computed and presented (Tables 4-6). With the soil test values of 222, 25 and 330 kg ha⁻¹ of KMnO₄-N, Olsen P and NH₄OAc-K, fertiliser prescriptions were calculated with the yield target of 3.0, 3.5 and 4.0 t ha⁻¹. The calculated fertiliser doses of N, P₂O₅ and K₂O for NPK alone was 68: 38: 41, 91: 52: 57 and 113:65:74 Kg ha⁻¹ for yield targets of 3.0, 3.5 and 4 t ha⁻¹ respectively. When 12.5 t ha⁻¹ of FYM (with 26% moisture, 0.56%N, 0.27% P and 0.49% K) was applied in STCR-IPNS treatments, the fertiliser N, P₂O₅ and K₂O reduced was 40, 21 and 27 kg ha⁻¹ respectively. The amount of fertiliser used increased when yield targets were high and reduced in soils with high nutrient availability. Similar trends were also observed in [26], [11] and [19].

Comment [EP26]: THIS PAPER TO STUDY Pearl millet why blackgram is here in this title ????

Table 4. Ready reckoner of **fertiliser** doses for STCR -NPK alone, STCR-IPNS (FYM) for desired yield target of 3.0 t ha⁻¹ for Pearl millet

Soil Test Value (kg ha ⁻¹)	Treatments		
	STCR –NPK Alone	STCR –IPNS	Percent reduction due to IPNS over STCR-NPK alone
KMnO₄ - N			
200	76	40*	47.4
220	70	40*	42.9
240	63	40*	36.5
260	56	40*	28.6
280	50	40*	20.0
300	43	40*	7.0
Olsen – P			
16	53	32	39.6
18	50	29	42.0
20	47	26	44.7
22	43	22	48.8
24	40	20*	50
26	37	20*	45.9
NH₄OAc – K			
300	46	20*	56.5
320	42	20*	52.4
340	39	20*	48.7
360	35	20*	42.9
380	32	20*	37.5
400	28	20*	28.6

(NB: *maintenance dose)

- Blanket dose: 80:40: 40 kg ha⁻¹ of **fertiliser** N, P₂O₅& K₂O respectively for pearl millet (hybrids)
- If the calculated fertiliser dose tends to fall below 50 **per cent** of the blanket, a maintenance dose of 50 **per cent** of the blanket is recommended.

- If the calculated dose exceeds 150 per cent of the blanket, a maximum dose of 150 per cent of the blanket is recommended for N, P₂O₅ & K₂O respectively.

Table 5. Ready reckoner of fertiliser doses for STCR-NPK alone, STCR-IPNS (FYM) for desired yield target of 3.5 t ha⁻¹ for Pearl millet

Soil Test Value (kg ha ⁻¹)	Treatments		
	STCR-NPK Alone	STCR-IPNS	Percent reduction due to IPNS over STCR-NPK alone
KMnO₄ - N			
200	100	60	40.0
220	93	53	43.0
240	87	47	46.0
260	80	40	50.0
280	74	34	54.1
300	67	27	59.7
Olsen - P			
16	60**	45	25.0
18	60**	42	30.0
20	60	39	35.0
22	57	36	36.8
24	53	32	39.6
26	50	29	42.0
NH₄OAc - K			
300	60**	36	40.0
320	59	32	45.8
340	55	28	49.1
360	52	25	52.0
380	48	21	56.3
400	45	20*	55.6

(NB: **maximum dose)

- Blanket dose: 80:40: 40 kg ha⁻¹ of fertiliser N, P₂O₅& K₂O respectively for pearl millet (hybrids)
- If the calculated fertiliser dose tends to fall below 50 per cent of the blanket, a maintenance dose of 50 per cent of the blanket is recommended.
- If the calculated dose exceeds 150 per cent of the blanket, a maximum dose of 150 per cent of the blanket is recommended for N, P₂O₅& K₂O respectively.

Table 6. Ready reckoner of fertiliser doses for STCR -NPK alone, STCR-IPNS (FYM) for desired yield target of 4.0 t ha⁻¹ for Pearl millet

Soil Test Value (kg ha ⁻¹)	Treatments		
	STCR -NPK Alone	STCR -IPNS	Percent reduction due to IPNS over STCR-NPK alone
KMnO₄ - N			
200	120**	84	30.0
220	117	77	34.2
240	110	70	36.4
260	104	64	38.5
280	97	57	41.2
300	91	51	44.0
Olsen - P			
16	60**	59	1.7
18	60**	55	8.3
20	60**	52	13.3
22	60**	49	18.3
24	60**	45	25
26	60**	42	30
NH₄OAc - K			
300	60**	52	13.3
320	60**	49	18.3
340	60**	45	25.0
360	60**	41	31.7

380	60**	38	36.7
400	60**	34	43.3

(NB: ** maximum dose; *maintenance dose)

- Blanket dose: 80:40: 40 kg ha⁻¹ of fertiliser N, P₂O₅& K₂O respectively for pearl millet (hybrids)
- If the calculated fertiliser dose tends to fall below 50 per cent of the blanket, a maintenance dose of 50 per cent of the blanket is recommended.
- If the calculated dose exceeds 150 per cent of the blanket, a maximum dose of 150 per cent of the blanket is recommended for N, P₂O₅& K₂O respectively.

4. CONCLUSION

The Soil Test Crop Response based Integrated Plant Nutrition System for pearl millet has been developed in the present study on *TypicRhodustalf* (red, non-calcareous, Palaviduthi soil series) of Tamil Nadu. From the results it was clear that there was a balance between the applied fertiliser nutrients and the nutrients already present in the soil. The organic fertiliser enhances a soil's physical, chemical, and biological qualities but the nutrients may not be as easily accessible to the plants. However, inorganic fertiliser is typically available quickly and contains all the nutrients that are required by plants. The integrated soil fertility management system is an alternative strategy for the efficient and cost-effective control of soil fertility and is characterised by a decreased input of inorganic fertilisers and the combination of inorganic and organic manures. The nutrient uptake was higher when organic manures and inorganic fertilisers were used together than when either organic or inorganic fertilisers were used alone, or when no fertilisers were used. In addition to ensuring sustainable crop output, target yield equations created using STCR-IPNS expertise also assure the economical application of expensive fertilisers. Hence, this approach is considered as one of the best approaches to improve farmer's income.

REFERENCES

1. Agila A, Santhi R, Maragatham S, Swarnapriya R. Inductive cum targeted yield model based Integrated fertiliser prescriptions for tomato (*Solanumlycopersicum*L.) under drip fertigation on an *alfisol*. Journal of Applied and Natural Science. 2021;13(3):1065-1071
2. Annual report 2022-23. Available: <https://www.niti.gov.in/>
3. Banik P, Ghosal PK, Sasmal TK, Bhattacharya S, Sarkar BK, Bagchi DK. Effect of organic and inorganic nutrients for soil quality conservation and yield of rainfed low land rice in subtropical plateau region. J Agron. Crop Sci. 2006; 192:331-343.
4. Current status of Pearl millet improvement in India. All India Coordinated research project on Pearl millet. Available: <http://www.aicpmip.res.in/>
5. Humphries EC. Mineral components and ash analysis. Modern methods of plant analysis. Springer-Verlag, Berlin. 1956;(1):468-562
6. Jackson M. Soil chemical analysis, advanced course: publ. by the author, Dept." Soil Science, Univ. Wisc., Madison, Wisconsin; 1973
7. Kanchana B, Santhi R, Maragatham S, and Chandrasekhar CN. Validation of Inductive cum Targeted Yield Model based Fertiliser Prescription Equations for Pearl millet (var. CO 10) on *Inceptisol*. Madras Agricultural Journal. 2020, p.107.
8. Lalitha C, Maragatham S, Santhi R, Rajeshwari R, Gopalakrishnan M and Gnamalar RP. Recalibration of Targeted Yield Equations through Integrated Plant Nutrition System for Greengram (*Vignaradiata*L.) on *Alfisol*. International Journal of Plant & Soil Science. 2022; 34(21): 272-281.
9. Manna MC, Swarup A, Wanjari RH, Ravankar HN, Mishra B, Saha MN et al. Long-term effect of fertilizer and manure application on soil organic carbon storage, soil quality and yield sustainability under sub-humid and semi-arid tropical India. Field Crops Res. 2005; 93:264- 280.

Comment [EP27]: /

10. Mohamed BA, Santhi R, Maragatham S, Gopalakrishnan M, Ravikesavan R and Geetha P. Sustaining Soil Fertility and Yield by Inductive cum Targeted Yield Model-based Fertilizer Prescriptions for Finger millet (*Eleusine coracana* L.) in *Alfisols* of Tamil Nadu, Southern India. *Agricultural Science Digest*.2023;5762:1-7.
11. Mohanapriya G, Gopalakrishnan M, Santhi R, Maragatham S and Sritharan N. Fertilizer Prescription equations for targeted yield of hybrid maize under drip fertigation on *alfisol*. *Journal of Pharmacology and Phytochemistry*.2020;9(6):1350-1355.
12. Olsen SR. Estimation of available phosphorus in soils by extraction with sodium bicarbonate 1954;(No. 939). US Department of Agriculture.
13. Pei JJ, Umopathy VR, Vengadassalopathy S, Hussain SFJ, Rajagopal P, Jayaraman S, Veeraghavan VP et al. A review of the Potential Consequences of Pearl Millet (*Pennisetum glaucum*) for Diabetes Mellitus and other Biomedical Applications. *National Library of Medicine* 2022; 14(14): 2932.
14. Ramamoorthy B, Narasimham RK, Dinesh RS. **Fertiliser** application for specific yield targets on Sonara 64 (Wheat). *Indian Fmg*. 1967; 17:43-45.
15. Ranjan KR, Singh YV, Singh SK and Dey P. Fertilizer Recommendations Developed through Soil Test Crop Response Studies with Integrated Plant Nutrient Management System for Field Pea in an *Inceptisol*. *Journal of the Indian Society of Soil Science*.2018; 66(3):318-323
16. Ravikiran KB, Santhi R, Meena S, Sumathi P. Refinement of Soil Test Crop Response - Integrated Plant Nutrition System based Fertilizer Prescriptions for Pearl Millet Variety Grown Under *Inceptisol*. *Madras Agricultural Journal*. 2018; 105(4-6): 165-169.
17. Sanjay NR, Gopalakrishnan M, Santhi R, Maragatham S and Priya S. Reconstruction of fertiliser Prescription equations for hybrid bhendi under drip fertigation through STCR-IPNS approach on *Inceptisol*. *ThePharma Innovation Journal*.2022;11(8):1918-1922.
18. Sankari EA, Santhi R, Gopalakrishnan M, Maragatham S and Gnamalar RP. Soil Test based Targeted yield equations for blackgram (*Vignamungo*L.) through Integrated Plant Nutrition System on *Alfisol*. *International Journal of Plant & Soil Science*.2022; 34(20):473-484.
19. Selvam R, Santhi R, Maragatham S, Gopalakrishnan M and Rejeswari R. Targeted Yield Model-based Balanced Nutrient Recommendation for Barnyard Millet on *Inceptisol* of Tamil Nadu. *Indian Journal of Agricultural Research*.2022;56(6):638-645.
20. Sharma VK, Pandey RN and Sharma BM. Studies on long term impact of STCR based integrated fertilizer use on pearl millet (*Pennisetumglaucum*)-wheat (*Triticumaestivum*) cropping system in semi arid condition of India. *J ournal of Environmental Biology* 2014; 36(1): 241-247.
21. Sivaranjini C, Sellamuthu KM, Santhi R. Refinement of Fertilizer Prescription Equations for Hybrid Maize under Integrated Plant Nutrient System on an *Inceptisol*. *Int.J.Curr.Microbiol.App.Sci* (2018) 7(2): 3670-3679
22. Stanford SL, English. Use of flame photometer in rapid soil tests of K and Ca. *Agron. J.* 1949; 41:446.
23. State wise Millet Production. Available:[Statewise Millet Production.pdf \(apeda.gov.in\)](https://apeda.gov.in/statewise-millet-production)
24. Subbiah BV, Asija GL. A rapid procedure for estimation of available nitrogen in soils. *Curr. Sci.*, 1956;25:259-260
25. Sugumari PM, Maragatham S, Santhi R and Priya SR. Development of soil test crop response based fertilizer prescriptions through integrated plant nutrition system for aggregatum onion (*Allium cepa*L.) under drip fertigation. *Journal of Applied and Natural Science*.2021;13(3);1094-1101.
26. Udayakumar S and Santhi R. Soil test based integrated plant nutrition system for pearl millet on an *Inceptisol*. *Research on crops*.2017;18(1):21-28

Comment [EP28]: ITALIC

Comment [EP29]: /

Comment [EP30]: /