

## Screening of gene based markers with 23 genotypes in tomato (*Solanum lycopersicum* L)

### Abstract:

The investigation was conducted at SKL Telangana State Horticultural University, Rajendranagar in *Kharif*, 2018 using 23 tomato genotypes. Screening with Ty-1 (P6-6) marker, only one genotype i.e. AVTO-1219 showed resistant band. Screening with Ty-2 marker, only 2 genotypes viz., AVTO-1219 and AVTO-9804 showed resistant bands. Screening with Ty-1 (SSR 47) marker, 3 genotypes i.e. AVTO-1219, AVTO-9803 and AVTO-9804 showed resistant bands. Using Fw-Z 1063 marker, 10 genotypes viz., EC-615055, EC-620428, AVTO-1219, EC-620378, EC-620389, EC-620394, EC-620422, EC-631369, EC-620503 and AVTO-9803 showed resistant bands. At molecular level, these ten genotypes showed resistant bands and these genotypes contain I-2 genes.

**Key words:** Genetic diversity, Gene specific primers, Fusarium wilt, Tomato yellow leaf curl virus and Tomato spotted wilt virus.

### Introduction:

Tomato (*Solanum lycopersicum* L., which is formerly named as *Lycopersicon esculentum* L.), have been originated from South America, in the Andes Mountains of Peru, Ecuador, and Chile, is nowadays one of the most popular and widely grown plants in Solanaceae family. In addition tomato is an pre-eminent model system for genetic studies in plants.

“Few of the studies have been carried out to investigate genetic diversity accessions in tomato which are collected from primary and secondary centres using morphological, biochemical and molecular approaches” (Sharma and Verma, 2001; Archak *et al.*, 2002 ; Park *et al.*, 2004; Garcia-Martinez *et al.*, 2005 ; Tam *et al.*,2005).

The tomato production is caused by many of the factors *i.e.*, abiotic stresses like heat, drought, salinity stresses and biotic stress like viral, fungal and bacterial infections. The major viral pathogens like Yellow Leaf Curl Virus (TYLCV), Tomato Spotted Wilt Virus (TSWV), Tomato mosaic virus (ToMV), Tobacco Mosaic Virus (TMV), Cucumber Mosaic Virus (CMV) and Fusarium wilt (*Fusarium oxysporum*), Verticillium wilt (*Verticillium* spp.), Early blight (*Alternaria solani*), Late blight (*Phytophthora infestans*) are some of fungal diseases and bacterial diseases like Bacterial canker, Bacterial wilt effect the tomato yield. Among all of these Tomato spotted wilt, which is a major viral disease caused by TSWV belonging to Tospovirus. It has a host range exceeding 1000 plant species which include tomato, bean, lettuce and many others and transmitted by small insects called thrips. It affects many of the trade industry causing massive losses not only in tomato but also in many of the vegetable and ornamental crops globally. (Merk *et al.*, 2012, Gharsallah *et al.*, 2016.)

“There are extensive worldwide crop losses in tomato production due to multiple Fusarium species” (Wang *et al.*, 2011). “The pathogen will resides in the soil, infecting plants mainly through their roots and crown portions. Different species of Fusarium are also

associated with the wilt of tomatoes such as *Fusarium verticillioides*, *F. oxysporum*, and *F. equiseti*” (Rozlianah *et al.*, 2010). “They can infect tomatoes mainly through both roots and crown area at any growth stage. Some species, such as *Fusarium oxysporum*, infect vascular bundles, causing infected plants show an early wilting syndrome due to stress” (Gupta *et al.*, 2000, Adisa *et al.*, 2018). “*Fusarium* wilt disease is more common in acidic sandy soils. For a period of up to ten years the wilt pathogen can reside in infested soil. Soil with very warm (34°C) or cool (17-20°C) temperatures slow down wilt development” (Pietro *et al.*, 2003).

“Tomato yellow leaf curl disease is one of the major limiting factor for tomato production worldwide. It is caused by a whitefly-transmitted Begomovirus (family Geminiviridae). Since this whitefly vector is difficult to control and tomato yellow leaf curl resistance is absent in the cultivated tomato gene pool, emphasis was given to identify host resistance against the TYLCV disease in wild tomato species such as *S. chilense*, *S. habrochaites* and *S. peruvianum*” (Zamir *et al.*, 1994; Ji *et al.*, 2007, 2009; Hanson *et al.*, 2000, 2006; Garcia *et al.*, 2007; Anbinder *et al.*, 2009).

In this study 23 genotypes evaluated with *Fusarium* wilt, Tomato yellow leaf curl virus and Tomato spotted wilt virus gene specific primers and identified the resistant genotypes. These Molecular markers are used for the marker assisted selection to improve the traits like yield, biotic and abiotic stress resistance, due to the demand and economical importance of the tomato. Henceforth, there is necessity to develop new genotypes with high yield and resistance characteristics to biotic and abiotic stress. It will be further useful to advancing the MAS.

## Materials and methods

### Plant material:

A total of 23 tomato genotypes (Table-1) was maintained at the PG Research Block, Department of Vegetable Science, College of Horticulture, Rajendranagar, SKLTSU, Hyderabad during *Kharif*, 2018.

**Table 1 List of genotypes and their sources [18]**

| S.No. | Genotypes | Source             |
|-------|-----------|--------------------|
| 1.    | EC-615055 | NBPGR, Hyderabad   |
| 2.    | EC-620463 | NBPGR, Hyderabad   |
| 3.    | EC-620428 | NBPGR, Hyderabad   |
| 4.    | AVTO-1219 | WVC, Taiwan, China |
| 5.    | EC-620378 | NBPGR, Hyderabad   |
| 6.    | EC-620382 | NBPGR, Hyderabad   |
| 7.    | EC-620389 | NBPGR, Hyderabad   |
| 8.    | EC-620395 | NBPGR, Hyderabad   |
| 9.    | EC-620406 | NBPGR, Hyderabad   |
| 10.   | EC-620427 | NBPGR, Hyderabad   |
| 11.   | EC-620394 | NBPGR, Hyderabad   |
| 12.   | EC-620422 | NBPGR, Hyderabad   |
| 13.   | EC-631369 | NBPGR, Hyderabad   |
| 14.   | EC-631379 | NBPGR, Hyderabad   |
| 15.   | EC-620503 | NBPGR, Hyderabad   |

|     |            |                     |
|-----|------------|---------------------|
| 16. | AVTO-9803  | WVC, Taiwan, China  |
| 17. | AVTO-9804  | WVC, Taiwan, China  |
| 18. | AVTO-1002  | WVC, Taiwan, China  |
| 19. | AVTO-0101  | WVC, Taiwan, China  |
| 20. | Pusa Ruby  | IARI, New Delhi     |
| 21. | PKM-1      | Periyakulam, TNAU   |
| 22. | Pant bahar | GBPUAT, Uttarakhand |
| 23. | Arka vikas | IIHR, Bengaluru     |

### DNA isolation and SSR analysis:

Fresh mature leaf samples were collected from 23 genotypes and DNA was isolated by following modified CTAB method (Murray and Thompson 1980). The quality and quantity of isolated DNA was checked using 0.8% agarose gel electrophoresis and Biophotometer (Eppendorf). Finally DNA was diluted using nuclease free water to a concentration of 50ng/ul to perform further PCR analysis. Five gene specific primers against Fusarium wilt, Tomato yellow leaf curl virus and TSWV (Table-2). The PCR conditions were standardized by modifying annealing temperature according to the primer. The amplified products were separated in a 3% agarose gel along with the marker (100-bp ladder) in 0.5 Tris– Boric acid– EDTA (TBE) buffer. The resolved PCR bands were documented using gel documentation unit.

### Data analysis:

The bands which are present were scored as resistance and absence were scored as susceptible respectively.

**Table 2 DNA markers used for selection of resistant tomato genotypes against Fusarium wilt, Tomato yellow leaf curl virus and TSWV**

| Primer           | Sequence 5'→3'   | Chromosome number | Annealing Temperature |
|------------------|--|-------------------|-----------------------|
| Fw-Z<br>1063     | F:ATTTGAAAGCGTGGTATTGC<br>R:CTTAAACTCACCATTAAATC         | 11                | 55 <sup>0</sup> C     |
| Ty1 ( P6-<br>6)  | F:CAATTTATAGGTGTTTTTGGGACATC<br>R:GTTCACTTGGCCAATGCTTACG | 6                 | 55 <sup>0</sup> C     |
| Ty 2             | F:CCCACCACTCAAGGCAAAGTAAGA<br>R:AAACAACGACACACCGACCGATA  | 11                | 56.4 <sup>0</sup> C   |
| Ty 1<br>(SSR 47) | F:TCCTCAAGAAATGAAGCTCTGA<br>R:CCTTGGAGATAACACCACAA       | 6                 | 55 <sup>0</sup> C     |
| Sw-5             | F:CGGAACCTGTAACCTTGACTG<br>R:GAGCTCTCATCCATTTCCG         | 9                 | 55 <sup>0</sup> C     |

## Results and discussion

### Screening of tomato germplasm accessions using gene specific markers

In this study five gene specific primers were used to screen the 23 tomato germplasm accessions for their resistance against Fusarium wilt, Tomato Yellow leaf curl disease and TSWV disease.

### 1) PCR based screening with Fw-Z 1063 marker

Out of 23 genotypes, 10 genotypes viz., EC-615055, EC-620428, AVTO-1219, EC-620378, EC-620389, EC-620394, EC-620422, EC-631369, EC-620503 and AVTO-9803 showed resistant bands. At molecular level, these ten genotypes showed resistant bands and these genotypes contain *I-2* genes.

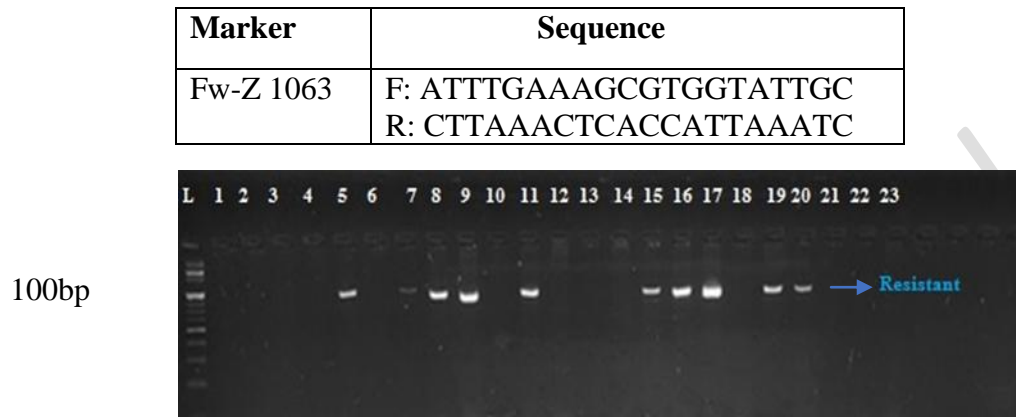


Fig 1. PCR based screening with Fw-Z 1063 marker

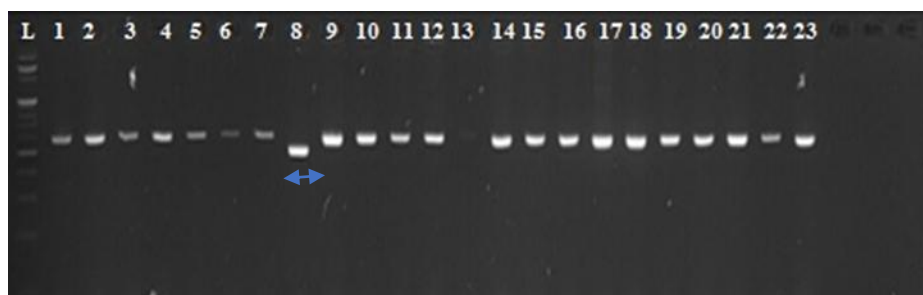
### Screening 23 genotypes of tomato with Ty-1, Ty-2 markers

All the 23 tomato genotypes were screened for Tomato yellow leaf curl disease (TYLCD), which is a global constraint to tomato production (Moriones and Navas-Castillo, 2000). Thus, the identification of resistance sources against TYLC will be useful. For this all the 23 genotypes were screened with Ty-1 and Ty-2 gene specific markers.

### 2) Screening with Ty-1(P6-6) marker

All the twenty three genotypes of tomato were screened with Ty-1 gene based marker to identify Ty-1 gene loci. As a result, out of 23 genotypes only one genotypes i.e. AVTO1219 was showed the resistance loci at desired product size. Thus indicating that resistance nature of AVTO1219 against TYLC disease due to the presence of Ty-1 loci on chromosome number 6.

| Marker    | Sequence   |
|-----------|--|
| Ty-1-P6-6 | F: CAATTTATAGGTGTTTTTGGGACATC<br>R: GTTCACACTTGGCCAATGCTTACG |



## Fig 2. Screening 23 genotypes of tomato with Ty-1, Ty-2 markers

### 3) Screening with Ty-2 marker

Twenty three genotypes of tomato were also screened with Ty-2 gene based marker to identify the presence of Ty-2 loci, which confers the resistance against TYLCV. The sequence of Ty-2 marker is:

| Marker | Sequence  |
|--------|---|
| Ty-2   | F: CCCACCACTCAAGGCAAAGTAAGA<br>R: AAACAACGACACACCGACCGATA |

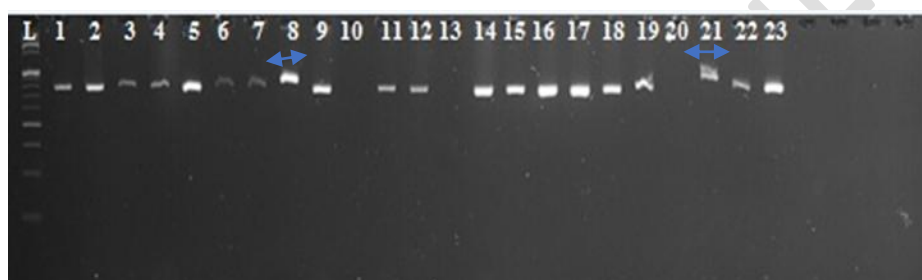


Fig 3. Screening with Ty-2 marker

As a result, out of 23 genotypes, only two genotypes i.e. AVTO1219 and AVTO9804, which indicates the resistance nature of AVTO-1219 and AVTO-9804 against TYLC disease due to the presence of Ty-2 loci on chromosome number 11.

Thus it is also confirmed that AVTO 1219 is resistance to TYLC with the presence of Ty-1 and Ty-2 loci. Whereas the other genotype AVTO9804 was also resistance against TYLC with single loci Ty-2. The remaining genotypes in this study was not showed any desired bands with respect to Ty-1 and Ty-2 indicates all are susceptible to TYLC.

### 4) Screening with Ty 1 (SSR 47) marker

Twenty three genotypes of tomato were screened with gene based marker Ty 1 (SSR 47) Out of 23 genotypes 3 genotypes viz., AVTO 1219, AVTO 9803 and AVTO 9804 showed resistant nature against TYLC disease due to the presence of Ty-2 loci on chromosome number 6. The sequence of Ty 1 (SSR 47) marker is

| Marker        | Sequence   |
|---------------|--|
| Ty 1 (SSR 47) | F:TCCTCAAGAAATGAAGCTCTGA<br>R:CCTTGGAGATAACACCACAA |

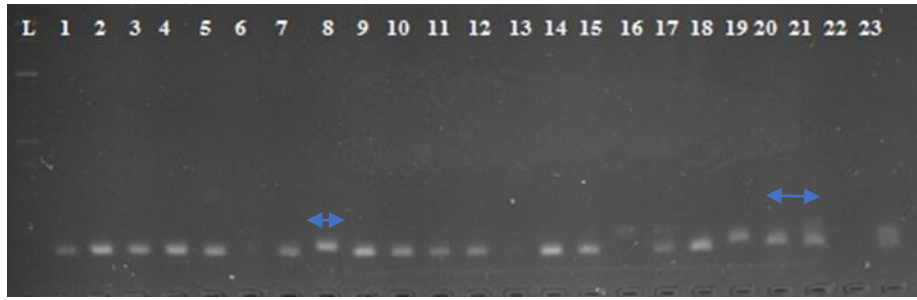


Fig 4. Screening with Ty 1 (SSR 47) marker

### 5) Screening with Sw-5 gene based marker

All the 23 genotypes were also screened with Sw-5 gene based marker to check the resistance against Tomato spotted wilt virus (TSWV). As a dominant marker, the desired band presence at 540 bp indicates the presence of Sw-5 gene in the respective genotype. As a result, amplification was not observed in any of the single genotypes. Thus it was clear that all the genotypes were susceptible to TSWV due to the absence of Sw-5 gene.

| Marker | Sequence   |
|--------|--|
| Sw-5   | F:CGGAACCTGTAACCTTGACTG<br>R:GAGCTCTCATCCATTTCCG |

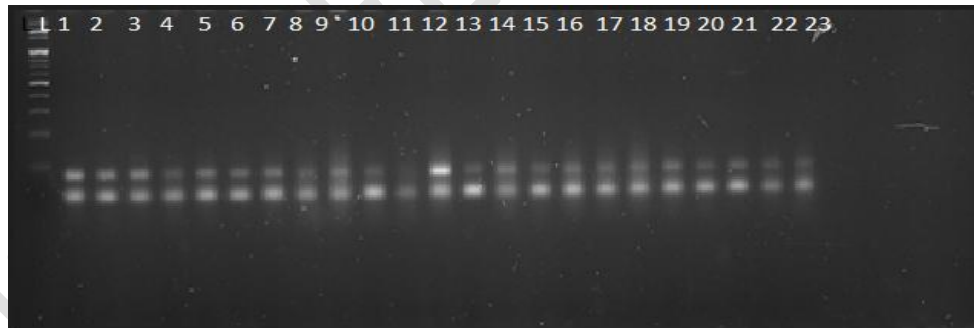


Fig 5. Screening with Sw-5 gene based marker

### Conclusion:

Hence in the present study, Fw-Z EC-615055, EC-620428, AVTO-1219, EC-620378, EC-620389, EC-620394, EC-620422, EC-631369, EC-620503 and AVTO-9803 with I-2 genes; AVTO-1219 with Ty-1(P6-6) gene, only 2 genotypes viz., AVTO-1219 and AVTO-9804 with Ty-2gene , 3 genotypes i.e. AVTO-1219, AVTO-9803 and AVTO-9804 with Ty-1(SSR 47) gene may be used for disease resistance varieties or used as resistant parents and exploited as in breeding programmes.

## Future Scope

The present experiment would help in creating a base line for future work. The resistant genes can be further useful for marker assisted breeding program for the improvement of tomato crop.

## Reference:

1. Adisa IO, Pullagurala VL, Rawat S, Hernandez-Viezcas JA, Dimkpa C, Elmer WH, White CJ, Peralta-Videa JR, Gardea- Torresdey JL. Role of cerium compounds in Fusarium wilt suppression and growth enhancement in tomato (*Solanum lycopersicum*). Journal of Agricultural and Food Chemistry. 2018; 66(24):5959-5970.
2. Archak S, Karihaloo JL, Jain A. RAPD markers reveal narrowing genetic base of Indian tomato cultivars. Current Science. 2002; 82:1139-1143.
3. Garcia BE, Graham E, Jensen KS, Hanson P, Mejia L, Maxwell DP. Co-dominant SCAR marker for detection of the begomovirus-resistance Ty2 locus derived from *Solanum habrochaites* in tomato germplasm. Rep. Tomato Genet. Coop. 2007; 57: 21-24.
4. Garcia-Martinez S, Andreani L, Garda- Gusano M, Geuna F, Rulz JJ. Evolution of amplified length polymorphism and simple sequence repeats for tomato germplasm fingerprinting: utility for grouping closely related traditional cultivars. Genome. 2005; 49:648-656.
5. Gharsallah C, Abdelkrim AB, Fakhfakh H, Salhi-Hannachi A, Gorsane F. SSR marker-assisted screening of commercial tomato genotypes under salt stress. Breeding science. 2016; 66 (5):823-830.
6. Gupta VP, Bochow H, Dolej S, Fischer I. Plant growth-promoting *Bacillus subtilis* strain as potential inducer of systemic resistance in tomato against *Fusarium* wilt. Z Pflanzenk Pflanzen. 2000; 107(2):145-54.
7. Hanson PM, Bemacchi D, Green SK, Tanksley SD, Muniyappa V, Padmaja AS, Huei-mei Chen, Kuo G, Fang D, Jen-tzu Chen. Mapping a wild tomato introgression associated with tomato yellow leaf curl virus resistance in a cultivated tomato line. The Journal of the American Society for Horticultural Science. 2000; 125: 15-20.
8. Hanson PM, Green SK and Kuo G. Ty-2, a gene on chromosome 11 conditioning geminivirus resistance in tomato. Tomato Genet. Coop. 2006; 56: 17-18.
9. Ji Y, Scott JW, Schuster DJ and Maxwell DP. Molecular mapping of Ty-4, a new Tomato yellow leaf curl virus resistance locus on chromosome 3 of tomato. The Journal of the American Society for Horticultural Science. 2009; 134: 281-288.
10. Merk HL, Ashrafi H, Foolad MR. Selective genotyping to identify late blight resistance genes in an accession of the tomato wild species *Solanum pimpinellifolium*. Euphytica. 2012; 187: 63-75.
11. Park YH, West MAI and St. Clair DA. Evaluation of AFLPs for germplasm fingerprinting and assessment of genetic diversity in cultivars of tomato (*Lycopersicon esculentum* L.). Genome. 2004; 47:510-518.

12. Pietro AD, Madrid MP, Caracuel Z, Delgado-Jarana J, Roncero MIG. *Fusarium oxysporum*: exploring the molecular arsenal of a vascular wilt fungus. *Molecular Plant Pathology*. 2003; 4(5):315-325.
13. Rozlianah F, Sariah M. (2010). Characterization of Malaysian isolates of *Fusarium* from tomato and pathogenicity testing. *Research Journal of Microbiology*. 2010; 5(9):926–32.
14. Sharma KC, Verma S. Analysis of genetic divergence in tomato. *Annals of Agricultural Sciences*. 2001; 22(1):71-73.
15. Tam SM, Mhiri C, Vogelaar A, Kerkveld M, Pearce SR. and Grandbastien MA. Comparative analysis of genetic diversities within tomato and pepper collections detected by retrotransposon-based SSAP, AFLP and SSR. *Theoretical Applied Genetics*. 2005; 110: 819-831.
16. Wang C, Zhang S, Hou R, Zhao Z, Zheng Q, Xu Q. Functional analysis of the kinome of the wheat scab fungus *Fusarium graminearum*. *PLoS Pathog*. 7(12):e1002460. <https://doi.org/10.1371/journal.ppat.1002460> PMID: 22216007. 2011.
17. Zamir D, Ekstein-Michelson I, Zakay Y, Navot N, Zeidan M. Mapping and introgression of a Tomato yellow leaf curl virus tolerance gene, Ty-1. *Theoretical Applied Genetics*. 1994; 88: 141-146.
18. Kotha Sushma, K Ravinder Reddy, dr.pidigam Saidaiah and Ravinder Reddy. Studies on genetic variability, heritability and genetic advance in tomato (*Solanum lycopersicum* L.) genotypes. ~ 2672 ~ *International Journal of Chemical Studies* 2020; 8(6): 2672-2675